



# ***Ski-Doo***®

## **PRODUCT SPEC BOOK**

**VEHICLES  
ACCESSORIES  
PARTS  
MAINTENANCE  
APPAREL  
PLAY AND  
LICENSING  
PRODUCTS**

**2027**

# PRODUCT SPEC BOOK

## 2027

### VEHICLE SPECIFICATIONS

- 5 Rotax Engines
- 6 Colours
- 8 Summit Expert
- 9 Summit X
- 10 Summit Adrenaline
- 11 Summit Neo+
- 12 Freeride
- 13 Backcountry X-RS
- 14 Backcountry Adrenaline
- 15 MXZ X-RS with Competition Package
- 16 MXZ X-RS
- 17 MXZ Neo+
- 18 MXZ 200
- 19 Renegade X-RS
- 20 Renegade Adrenaline
- 21 Renegade Sport
- 22 Grand Touring Sport
- 23 Expedition Xtreme
- 24 Expedition SE
- 25 Expedition LE
- 26 Expedition Sport
- 27 Tundra LE
- 28 Skandic LE
- 29 Skandic Sport
- 30 Comparison chart

### ACCESSORIES

- 37 Platform/Accessory Fit Guide
- 38 LinQ Accessories
- 49 Fuel & Oil Caddies
- 50 Storage
- 64 Seats & Backrests
- 71 Toe-Holds, Footrests & Knee Pads
- 73 Handguards & Handlebars
- 76 Windshields & Wind Protection
- 84 Youth
- 85 Mirrors
- 86 LED Lights
- 88 Electrical
- 92 Adjustable Risers & Extension Kits
- 97 Bumpers, Hitches & Winches
- 105 Sleigh, Racks & Holders
- 109 Protection & Reinforcement
- 112 Suspension & Shock Kits
- 115 Prefilters & Vent Kits
- 117 Cooling & Lubrication
- 119 Covers & Trailing
- 122 Garage & Truck Sled Decks

### PARTS

- 125 Traction & Control
- 137 CVT Maintenance Parts

### MAINTENANCE

- 144 Oils
- 146 Maintenance Products

### APPAREL

- 151 Technologies
- 152 Sizing Chart
- 154 Communication System and Helmet Accessories
- 155 Oxygen Helmets
- 156 Rayvik
- 157 Pyra Helmets
- 158 Exome Helmets
- 159 Advex Helmets
- 160 Goggles
- 161 Balaclava
- 163 Boots and Socks
- 164 Gloves and Mitts
- 167 Riding Gear – Absolute 0
- 169 Riding Gear – Exodus
- 171 Riding Gear – Enduro
- 173 Riding Gear – Vasa
- 174 Riding Gear – BC
- 175 Racing
- 176 Layering
- 178 Sportswear – Signature
- 180 Sportswear – X-Team
- 184 Sportswear –Après-Ski-Doo
- 187 20th MXZ X-RS Anniversary
- 188 Bags
- 189 Riding Gear – Junior
- 190 Sportswear – Junior
- 191 Play & Licensing Products
- 193 Replacement Parts

**THAT *ski-doo* FEELING**

For advertising purposes, some scenes depicted in this brochure include professional riders and racers executing maneuvers or performances under ideal and/or controlled conditions. Do not attempt any of these or any other risky maneuvers if they're beyond your level of riding ability, as well as your understanding and respect for the performance of your snowmobile. Always ride responsibly and safely. Always observe applicable local laws and regulations. Always wear the appropriate protective clothing, including a helmet. And remember, if you're going to drink, please don't ride. Because of its ongoing commitment to product quality and innovation, Bombardier Recreational Products Inc. (BRP) reserves the right, at any time, to discontinue or change specifications, prices, designs, features, models or equipment without incurring any obligation. Some models depicted herein may include optional equipment. Prices are based on Manufacturer Suggested Retail Prices. Dealer may sell for a different price. Taxes are not included. BRP is a proud member of the SSSC (Snowmobiling Safety Certification Committee), Machine Safety Standard, Operator Safety Training, Safe Trails, ISMA (International Snowmobile Manufacturers Association), National Snowmobile Foundation and Tread Lightly! Inc. By being a member of these important snowmobiling associations, we recognize and support their efforts in sharing the responsibility for promoting the growth of our sport. Isofil is a registered trademark of Yarns and Threads For Textile. mFIT is a registered trademark of MCTECH Corporation. PrimaLoft Gold, PrimaLoft Silver and PrimaLoft Black are registered trademarks of Albany International Corp. Sympatex is a registered trademark of Sympatex Technologies GmbH. Dri-Lex is a registered trademark of Faytex Corp. Vespel, Teflon HT and Kevlar are trademarks of E.I. DuPont de Nemours & Co. ThermoLite and Cordura are registered trademarks of INVISTA for durable fabrics. Thermocool is a registered trademark of ADVANSA. Velcro is a registered trademark of Velcro Industries. Scott is a trademark of Scott Sports SA. M-FORGE® Composite is a patented and registered trademark of MAT GROUP™. TekVest is a registered trademark of Tekrider. Fidlock is a registered trademark of Fidlock GmbH. clim8® is a trademark of clim8 SAS and is registered in the US and other countries. Terra is a trademark of Superwinch LLC. Bluetooth is a registered trademark of Bluetooth SIG, Inc. Warn is a registered trademark of Warn Industries Inc. GTX is a trademark of Castrol Limited used under license. Montana and Zumo are registered trademarks of Garmin Ltd. NGK is a registered trademark of NGK Spark Plugs, Ltd. Extender Trail III, Trail Blazer IV, Executive, Flat-top and Dooly are trademarks and registered trademarks of Woody's International Engineering and Manufacturing, Inc. RipSaw, RipSaw Lite, ICE Ripper, ICE Attak and PowderMax are trademarks of Camoplast Inc. Lexan is a registered trademark of SABIC Innovative Plastics. Superclamp II is a trademark of Bowdriks Industries. FOX is a registered trademark of Fox Racing Canada. Kolpin and Impact are registered trademarks of Kolpin Powersports Inc. Yuasa is a registered trademark of YUASA Batteries Inc. Schumacher® and the Schumacher logo are registered trademarks of Schumacher Electric Corporation. Depending on location, products are distributed by BRP US Inc., Bombardier Recreational Products Inc., BRP European Distribution SA, BRP Finland Oy, BRP Australia Pty Ltd. or Bombardier Recreational, Products Motores da Amazonia Ltda. In the U.S.A., products are distributed by BRP US Inc. In Canada, products are distributed by Bombardier Recreational Products Inc. ®/TM and the BRP logo are trademarks and registered trademarks of Bombardier Recreational Products Inc. or its affiliates. All other company and/or product names are trademarks or registered trademarks of their respective holders. © 2026 BRP. All rights reserved.



# VEHICLE SPECIFICATIONS

## // VEHICLE SPECIFICATIONS

- 5** ROTAX ENGINES
- 6** COLOURS
- 8** SUMMIT EXPERT
- 9** SUMMIT X
- 10** SUMMIT ADRENALINE
- 11** SUMMIT NEO+
- 12** FREERIDE
- 13** BACKCOUNTRY X-RS
- 14** BACKCOUNTRY ADRENALINE
- 15** MXZ X-RS WITH COMPETITION PACKAGE
- 16** MXZ X-RS
- 17** MXZ NEO+
- 18** MXZ 200
- 19** RENEGADE X-RS
- 20** RENEGADE ADRENALINE
- 21** RENEGADE SPORT
- 22** GRAND TOURING SPORT
- 23** EXPEDITION XTREME
- 24** EXPEDITION SE
- 25** EXPEDITION LE
- 26** EXPEDITION SPORT
- 27** TUNDRA LE
- 28** SKANDIC LE
- 29** SKANDIC SPORT
- 30** COMPARISON CHART

# ROTAX® ENGINES

## ROTAX 2-STROKE ENGINES

Heart-thumping power, lightweight design, proven reliability—E-TEC® direct-injection engine technology delivers the most sought-after attributes in the snowmobile industry.

With the E-TEC engine lineup, you get:

- Industry-leading fuel economy<sup>2</sup>
- Excellent oil economy
- Virtually no smoke or smell
- Light, linear throttle pull
- Automatic summerization process

### 850 E-TEC TURBO R

- Water injection system (trail models only)
- 180 hp up to 8,000 ft<sup>1</sup>
- World's most powerful factory-built 2-stroke turbo

### 850 E-TEC

- 165 horsepower<sup>1</sup>
- Up to 19 mpg (12.3 L/100 km)<sup>2</sup>

### 600RR E-TEC

- 130 horsepower<sup>1</sup>
- New Smart ECO mode and Silent-Stop function

### 600 EFI

- 85 and 55 horsepower versions<sup>1</sup>
- Up to 18 mpg (13.3 L/100 km)<sup>2</sup>

E-TEC engines are the best-selling 2-stroke engines in snowmobiling.<sup>4</sup>

## ROTAX ACE™ 4-STROKE ENGINES

With the Advanced Combustion Efficiency (ACE) family of engines, BRP engineers optimized the combustion system, reduced mechanical friction and freed intake and exhaust breathing. The result is the most efficient engine in snowmobiling. Not only are they efficient, they're a pleasure to operate and own. Very little maintenance is required; they run smoothly and produce a nice, solid—yet quiet—sound.

### 900 ACE TURBO R

- Rotax-designed turbocharger
- 180 horsepower<sup>1</sup>
- Cable-activated throttle with reconfigured iTC

### 900 ACE TURBO – 130 WITH iTC

- Rotax-designed turbocharger
- 130 horsepower<sup>1</sup>

### 900 ACE WITH iTC

- 3 cylinders
- 95 horsepower<sup>1</sup>
- Up to 21.8 mpg (10.8 L/100 km)<sup>3</sup>

### 600 ACE WITH iTC

- 2 cylinders
- 62 horsepower<sup>1</sup>
- Up to 29 mpg (8 L/100 km)—the most fuel-efficient in the entire industry<sup>3</sup>

ACE engines are the best-selling 4-stroke engines in snowmobiling.<sup>4</sup>



## INTELLIGENT THROTTLE CONTROL

Standard on the ACE engines, the iTC™ system delivers a whole different snowmobiling experience.

- **Driving Modes:** Standard mode ensures a smooth start and linear acceleration; Sport enables full performance and quicker acceleration; ECO® limits top speed and acceleration rates for a more relaxed, fuel-conserving ride.
- **Finger Throttle:** The throttle block can be rotated forward for use as a finger throttle, if preferred. Great for changing hand positions on a long ride and for more control through bumps.

<sup>1</sup> Observed metric horsepower based on internal dyno test performed in optimal conditions.

<sup>2</sup> Data based on internal engineering trail testing.

<sup>3</sup> Data based on internal engineering trail testing in ECO mode.

<sup>4</sup> Based on retail sale results as of December 31, 2025.



Experience the advantage of XPS. Oil and care products engineered to extend the life of your ride, tested in the world's harshest conditions and designed to optimize your vehicle's performance. Learn more at [XPSlubricants.com](https://www.xpslubricants.com).

# COLOURS

## // MAIN COLOURS



AIRY BLUE



ARCTIC DESERT



BLACK



CIRCUIT YELLOW



MINERAL BLUE



MONUMENT GREY


## // ACCENT COLOURS



AIRY BLUE




BLACK



CIRCUIT YELLOW



HYPER SILVER



LAVA RED



NEO YELLOW



ORANGE CRUSH



TIMELESS BLACK




ULTRAVIOLET II




WHITE



LIQUID TITANIUM



MAGMA RED



NEO YELLOW



ORANGE CRUSH



PLATINUM SILVER

# SUMMIT® EXPERT

The ultimate precise and predictable deep-snow sled with features sharpened for most technical terrains.

## // WHAT'S NEW

- Aluminum a-arms
- tMotion Lock-out with coil-over
- 2 new color choices
- Group ride feature on the 10.25" Touchscreen Display

## // PACKAGE HIGHLIGHTS

- Super-short tunnel and radiator
- Improved Pilot™ DS 4 skis
- RAS™ 3 front suspension with 32-inch ski stance
- PowderMax<sup>1</sup> X-Light 3 in. track options with full-width rods
- Premium high-performance LED headlights
- KYB Pro 36 EA-3 piggyback front shocks
- E-TEC® SHOT™ starter standard

## // SPRING OPTIONS

- Orange crush color
- 165" track length



ROTAX® ENGINE	850 E-TEC® TURBO R	850 E-TEC®
Engine details	Liquid-cooled, two-stroke, turbocharged, 3-D R.A.V.E.™	Liquid-cooled, two-stroke, 3-D R.A.V.E.™
Cylinders – Displacement	2 – 849 cc	2 – 849 cc
Bore – Stroke		82 x 80.4 mm
Fuel System	Electronic Direct Injection with additional booster injectors	
Fuel type – Octane	Unleaded – 95	
Fuel tank (L)	36	
Oil tank capacity (L)	3.4	
POWERTRAIN		
Drive clutch	pDrive™ with clickers	
Driven clutch	QRS Vent Plus	
Drive sprocket pitch	89 mm	

DRY WEIGHT		
Dry weight (kg)	207 (154 in.) 209 (165 in.)	197

DIMENSIONS		
Vehicle overall length	3,188 mm (154)	3,299 mm (165)
Vehicle overall width	971 mm	
Vehicle overall height	1,306 mm	
Ski stance	813 mm	
Available tracks (in.) (Length x width x profile)	PowderMax <sup>1</sup> X-Light: 154 x 16 x 3.0 165 x 16 x 3.0 (850 E-TEC Turbo R opt. only)	

COLOR	
Orange Crush (10.25" Touchscreen Display only)	
Airy Blue (850 E-TEC with 4.5 in. Digital Display only)	
Timeless Black (10.25" Touchscreen Display only)	

SUSPENSION		
Front suspension	RAS 3 aluminium	
Front shock	KYB PRO 36 EA-3	
Front suspension travel	207 mm	
Rear suspension	tMotion L/O with coil-over	
Center shock	KYB 36 Plus	
Rear shock	KYB PRO 36 EA-3	
Rear suspension travel	270 mm	

FEATURES		
Platform	REV® Gen5	
Headlights	Premium high-performance LED	
Skis	Pilot DS 4	
Seating	Deep snow ultra compact	
Handlebar	Tapered with J-hooks / Grab handle / Flexible handguards	
Riser block height	120 mm	
Starter	E-TEC SHOT Starter	
Reverse	RER™	
Brake system	Brembo with adjustable lever	
Heated throttle lever/grips	Standard	
Gauge type	4.5 in. digital display 10.25 in. touchscreen display	
Windshield	No	
Runner (in.) – Carbide (in.)	3/8 square – 4	
Bumpers (front/rear)	Standard / Standard	

# SUMMIT® X®

Effortless throughout the day, the Summit® X® is the lightest, most agile and nimble of its family with an unmatched degree of playfulness.

## // WHAT'S NEW

- 2 new color choices
- Group ride feature on the 10.25" Touchscreen Display

## // PACKAGE HIGHLIGHTS

- tMotion™ X® with coil-over rear suspension
- Rear shock: KYB 36 Plus lightweight with spring coil-over
- 3 in. PowderMax<sup>1</sup> Ultra-light track with FlexEdge™
- Super-short tunnel and radiator
- Premium high-performance LED headlights
- KYB 36 Plus front shocks lighter weight design
- E-TEC® SHOT™ starter standard
- RAS™ 3 front suspension with 34-inch ski stance

## // SPRING OPTIONS

- Orange crush color (850 E-TEC Turbo R)



### ROTAX® ENGINE

	850 E-TEC® TURBO R	850 E-TEC®
Engine details	Liquid-cooled, two-stroke, turbocharged, 3-D R.A.V.E.™	Liquid-cooled, two-stroke, 3-D R.A.V.E.™
Cylinders – Displacement		2 – 849 cc
Bore – Stroke		82 x 80.4 mm
Fuel System	Electronic Direct Injection with additional booster injectors	
Fuel type – Octane	Unleaded – 95	
Fuel tank (L)	36	
Oil tank capacity (L)	3.4	

### POWERTRAIN

Drive clutch	pDrive™ with clickers
Driven clutch	QRS Vent Plus
Drive sprocket pitch	89 mm




### DRY WEIGHT

Dry weight (kg)	204	194
-----------------	-----	-----

### DIMENSIONS

Vehicle overall length	3,188 mm
Vehicle overall width	1,024 mm (adjustable)
Vehicle overall height	1,306 mm
Ski stance	864 mm (adjustable)
Available tracks (in.) [Length x width x profile]	PowderMax <sup>1</sup> Ultra-Light with FlexEdge™: 154 x 16 x 3.0

### COLOR

Airy Blue (850 E-TEC with 4.5 in. Digital Display only)	
Timeless Black (850 E-TEC Turbo R with 10.25" Touchscreen Display only)	
Orange Crush (850 E-TEC Turbo R with 10.25" Touchscreen Display only)	

### SUSPENSION

Front suspension	RAS 3 aluminium
Front shock	KYB 36 Plus LW
Front suspension travel	207 mm
Rear suspension	tMotion X with coil-over
Center shock	KYB 36 Plus
Rear shock	KYB 36 Plus
Rear suspension travel	270 mm

### FEATURES

Platform	REV® Gen5
Headlights	Premium high-performance LED
Skis	Pilot DS 3
Seating	Deep snow ultra compact
Handlebar	Tapered with J-hooks / Grab handle
Riser block height	120 mm
Starter	E-TEC SHOT Starter
Reverse	RER™
Brake system	Brembo with adjustable lever
Heated throttle lever/grips	Standard
Gauge type	4.5 in. digital display 10.25 in. touchscreen display
Windshield	No
Runner (in.) – Carbide (in.)	3/8 square – 4
Bumpers (front/rear)	Standard / Standard

# SUMMIT® ADRENALINE®

Designed for riders who love to explore and play in the powder.  
It's agile, responsive, and ready to dance through the snow.

## // WHAT'S NEW

- Rotax® 600RR E-TEC® engine with smart ECO mode
- 864 mm [34 in.] Ski stance
- tMotion X with coil-over
- Short tunnel
- Compact deep snow seat
- E-TEC® SHOT™ starter

## // PACKAGE HIGHLIGHTS

- RAS™ 3 front suspension with 34-inch ski stance
- 2 choices of FlexEdge tracks: 146 in. X 2.5 in. PowderMax' II and 154 in. X 2.5 in. PowderMax' Light
- High-performance LED headlights
- Pilot™ DS 3 skis
- High-quality KYB 36 shock package
- Glove box with 3.5 L of storage



ROTAX® ENGINE	850 E-TEC®	600RR E-TEC®
Engine details	Liquid-cooled, two-stroke, 3-D R.A.V.E.™	Liquid-cooled, two-stroke, 3-D RAVE™
Cylinders – Displacement	2 - 849 cc	2 - 599.4 cc
Bore – Stroke	82 x 80.4 mm	72.3 x 73 mm
Fuel System	Electronic Direct Injection with additional booster injectors	
Fuel type – Octane	Unleaded - 95	
Fuel tank (L)	36	
Oil tank capacity (L)	3.4	

POWERTRAIN	850 E-TEC®	600RR E-TEC®
Drive clutch	pDrive™ with clickers	pDrive™ with clickers
Driven clutch	QRS Vent Plus	QRS Vent
Drive sprocket pitch	73 mm [146 in.] 89 mm [154 in.]	89 mm

DRY WEIGHT	850 E-TEC®	600RR E-TEC®
Dry weight (kg)	203	196

DIMENSIONS	850 E-TEC®	600RR E-TEC®
Vehicle overall length	3,208 mm [146] 3,318 mm [154]	
Vehicle overall width	1,024 mm [adjustable]	
Vehicle overall height	1,395 mm	
Ski stance	864 mm [adjustable]	
Available tracks (in.) [Length x width x profile]	PowderMax' with FlexEdge™: 146 x 16 x 2.5	PowderMax' Light with FlexEdge™: 154 x 16 x 2.5

COLOR	Arctic Desert

SUSPENSION	850 E-TEC®	600RR E-TEC®
Front suspension	RAS 3	
Front shock	KYB 36	
Front suspension travel	215 mm	
Rear suspension	tMotion X with coil-over	
Center shock	KYB 36	
Rear shock	KYB 36	
Rear suspension travel	270 mm	

FEATURES	850 E-TEC®	600RR E-TEC®
Platform	REV® Gen5	
Headlights	High-performance LED	
Skis	Pilot DS 3	
Seating	Deep snow compact	
Handlebar	Tapered with J-hooks / Grab handle	
Riser block height	120 mm	
Starter	E-TEC SHOT Starter	
Reverse	RER™	
Brake system	Brembo	
Heated throttle lever/grips	Standard	
Gauge type	4.5 in. digital display	
Windshield	No	
Runner (in.) – Carbide (in.)	3/8 square – 4	
Bumpers (front/rear)	Standard / Standard	

# SUMMIT® NEO+

An awesome deep snow sled with compact ergonomics that gives riders of any age a less intimidating experience with a full-size fun factor.

## // PACKAGE HIGHLIGHTS

- Rotax® 600 EFI – 85 engine
- High-performance LED headlights
- Compact ergonomics
- RAS™ 3 front suspension with 34-inch ski stance
- KYB 36 front shocks
- 146 x 15 x 1.75 Hurricane with FlexEdge™ track
- Pilot™ DS 2 skis
- Electric starter



### ROTAX® ENGINE

	600 EFI – 85
Engine details	Liquid-cooled, two-stroke
Cylinders – Displacement	2 - 599.4 cc
Bore – Stroke	72.3 x 73 mm
Fuel System	EFI
Fuel type – Octane	Unleaded - 95
Fuel tank (L)	36
Oil tank capacity (L)	3.4

### POWERTRAIN

Drive clutch	pDrive™
Driven clutch	QRS Lite
Drive sprocket pitch	73 mm


### DRY WEIGHT

Dry weight (kg)	195
-----------------	-----

### DIMENSIONS

Vehicle overall length	3,174 mm
Vehicle overall width	1,024 mm (adjustable)
Vehicle overall height	1,095 mm
Ski stance	864 mm (adjustable)
Available tracks (in.) (Length x width x profile)	Hurricane with FlexEdge™ 146 x 15 x 1.75

### COLOR

Neo Yellow 

### SUSPENSION

Front suspension	RAS 3
Front shock	KYB 36
Front suspension travel	196 mm
Rear suspension	Neo
Center shock	Torsion Spring
Rear shock	Motion Control
Rear suspension travel	220 mm

### FEATURES

Platform	REV® Gen5
Headlights	High-performance LED
Skis	Pilot DS 2
Seating	Deep snow compact
Handlebar	Narrow with J-hooks / Low grab handle / Flexible handguards
Riser block height	120 mm
Starter	Electric Starter
Reverse	RER™
Brake system	Brembo
Heated throttle lever/grips	Standard
Gauge type	4.5 in. digital display
Windshield	Ultra-low deflector
Runner (in.) – Carbide (in.)	3/8 square – Optional
Bumpers (front/rear)	Standard / Standard

# FREERIDE™

Extreme capacity deep snow sled built to live large, live free and go big.  
The Freeride™ is wilder and lighter than ever, delighting the most extreme riders.

## // WHAT'S NEW

- 864 mm (34 in.) ski stance with aluminum a-arms
- Twin Link Steering
- tMotion Lock-out with coil-over
- 147 x 15 x 3in. PowderMax X-Light Track with full-width rods
- Super-short tunnel on 146 and 147 track lengths, plus short radiator on all lengths
- Limiter strap adjuster
- Ultra-compact deep snow seat
- Short 90 mm riser block with steering pad
- Group ride feature on the 10.25" Touchscreen Display

## // PACKAGE HIGHLIGHTS

- Improved Pilot™ DS 4 skis
- Premium high-performance LED headlights
- Reinforced rails
- E-TEC® SHOT™ starter standard
- KYB Pro 40 EA-3 front shocks with lightweight springs



ROTAX® ENGINE	850 E-TEC® TURBO R	850 E-TEC®
Engine details	Liquid-cooled, two-stroke, turbocharged, 3-D R.A.V.E.™	Liquid-cooled, two-stroke, 3-D R.A.V.E.™
Cylinders – Displacement		2 – 849 cc
Bore – Stroke		82 x 80.4 mm
Fuel System	Electronic Direct Injection with additional booster injectors	
Fuel type – Octane		Unleaded – 95
Fuel tank (L)		36
Oil tank capacity (L)		3.4

### POWERTRAIN

Drive clutch	pDrive™ with clickers	
Driven clutch	QRS Vent Plus	
Drive sprocket pitch	89 mm	73 mm (146") 89 mm (154")


### DRY WEIGHT

Dry weight (kg)	204 (147 in.) 205 (154 in.)	200 (146 in.) 198 (154 in.)
-----------------	--------------------------------	--------------------------------

### DIMENSIONS

Vehicle overall length	3,058 mm (146-147) 3,188 mm (154)	
Vehicle overall width	1,024 mm (adjustable)	
Vehicle overall height	1,395 mm	
Ski stance	864 mm (adjustable)	
Available tracks (in.) (Length x width x profile)	PowderMax® X-Light: 147 X 15 X 3.0 154 X 15 X 3.0	PowderMax®: 146 x 15 x 2.5 (850 E-TEC) PowderMax® X-Light: 154 X 15 X 3.0

### COLOR

Ultraviolet II 

### SUSPENSION

Front suspension	RAS 3 aluminium
Front shock	KYB PRO 40 EA-3
Front suspension travel	215 mm
Rear suspension	tMotion L/O with coil-over
Center shock	KYB PRO 40 EA-3
Rear shock	KYB PRO 40 EA-3
Rear suspension travel	270 mm

### FEATURES

Platform	REV® Gen5
Headlights	Premium high-performance LED
Skis	Pilot DS 4
Seating	Deep snow ultra compact
Handlebar	Tapered with J-hooks / Steering pad
Riser block height	90 mm
Starter	E-TEC SHOT Starter
Reverse	RER™
Brake system	Brembo with adjustable lever
Heated throttle lever/grips	Standard
Gauge type	10.25 in. touchscreen display 4.5 in. digital display
Windshield	No
Runner (in.) – Carbide (in.)	3/8 square – 4
Bumpers (front/rear)	Standard / Standard

# BACKCOUNTRY™ X-RS®

The most aggressive crossover vehicle with snocross attitude and go-anywhere capability.

## // WHAT'S NEW

- 20<sup>th</sup> Anniversary Special Edition exclusive features: Highly-Metallic Circuit Yellow Special Edition color, Evo Stinger grille badge and handlebar pad, Yellow Ski-Doo logo on snowflap, Yellow shock springs, Tunnel plate number
- Improved performance trail seat shape and ergonomics
- 10.25" Touchscreen Display with built-in GPS and Group Ride

## // PACKAGE HIGHLIGHTS



- 2 options of ski stance: 39 in. for a true 50/50 on- and off-trail experience with the RAS™ X front suspension and 43 in. for a trail-oriented ride with the RAS™ RX front suspension
- Pilot™ DS 2 skis (39 in. ski stance) and Pilot™ RX skis (43 in. ski stance)
- 3 choices of tracks: 146 x 2 in. or 154 x 2.5 in PowderMax<sup>1</sup> tracks for 39 in., 146 x 1.5 in. Ice Storm track for 43 in. ski stance
- High-performance KYB Pro shock package
- E-TEC® SHOT™ starter (Turbo R only)
- cMotion™ X rear suspension with rail reinforcement
- Premium high-performance LED headlights
- Ice scratchers
- Black version available [does not come with 20th anniversary Edition exclusive features]



## // SPRING OPTIONS

- 20th Anniversary Special Edition

ROTAX® ENGINE	850 E-TEC® TURBO R WITH WIS	850 E-TEC®
Engine details	Liquid-cooled, two-stroke, turbocharged, water injection system, 3-D R.A.V.E.™	Liquid-cooled, two-stroke, 3-D R.A.V.E.™
Cylinders – Displacement	2 – 849 cc	
Bore – Stroke	82 x 80.4 mm	
Fuel System	Electronic Direct Injection with additional booster injectors	
Fuel type – Octane	Unleaded – 95	
Fuel tank (L)	36	
Oil tank capacity (L)	3.4	
POWERTRAIN		
Drive clutch	pDrive™ with clickers	
Driven clutch	QRS Vent Plus	
Drive sprocket pitch	73 mm	
DRY WEIGHT		
Dry weight (kg)	226	215 (146 in.) 218 (154 in.)
DIMENSIONS		
Vehicle overall length	3,174 mm (146) 3,284 mm (154)	
Vehicle overall width	1,160 mm (adjustable, 39 in.) 1,211 mm (adjustable, 43 in.)	
Vehicle overall height	1,283 mm	
Ski stance	1,000 mm (adjustable) 1,090 mm (adjustable)	
Available tracks (in.) (Length x width x profile)	39 in. ski stance: PowderMax <sup>1</sup> : 146 x 16 x 2.0 154 x 16 x 2.5 43 in. ski stance: Ice Storm 150: 146 x 15 x 1.5	

COLOR	Circuit Yellow - 20th Anniversary 
Black 	
SUSPENSION	
Front suspension	RAS™ X (39 in.) RAS™ RX (43 in.)
Front shock	KYB PRO 36 EA-3
Front suspension travel	220 mm (39 in.) 279 mm (43 in.)
Rear suspension	cMotion X
Center shock	KYB PRO 40 EA-3
Rear shock	KYB PRO 40 EA-3
Rear suspension travel	264 mm
FEATURES	
Platform	REV® Gen5
Headlights	Premium high-performance LED
Skis	Pilot DS 2 Pilot RX
Seating	Trail narrow - performance
Handlebar	Tapered with J-hooks / Transparent handguards
Riser block height	120 mm
Starter	850 E-TEC : Electric 850 E-TEC Turbo R : SHOT
Reverse	RER™
Brake system	Brembo with adjustable lever
Heated throttle lever/grips	Standard
Gauge type	10.25 in. touchscreen display
Windshield	Ultra-low
Runner (in.) – Carbide (in.)	3/8 square – 4
Bumpers (front/rear)	Standard / Standard

# BACKCOUNTRY™ ADRENALINE®

Loaded with crossover-specific features for spending equal time riding on- or off-trail.

## // WHAT'S NEW

- Rotax® 600RR E-TEC® engine with smart ECO mode and Silent-Stop function
- Improved performance trail seat shape and ergonomics

## // PACKAGE HIGHLIGHTS

- 39 in. ski stance with the RAS™ X front suspension for a true 50/50 on- and off-trail experience
- Pilot™ DS 2 skis
- 146 x 16 x 2 in. PowderMax! track
- High-quality KYB 36 shock package
- Electric starter
- Low windshield with air deflectors
- cMotion™ X rear suspension
- High-performance LED headlights
- Ice scratchers



### ROTAX® ENGINE

	600RR E-TEC®
Engine details	Liquid-cooled, two-stroke, 3-D RAVE™
Cylinders – Displacement	2 – 599.4 cc
Bore – Stroke	72.3 x 73 mm
Fuel System	Electronic Direct Injection with additional booster injectors
Fuel type – Octane	Unleaded – 95
Fuel tank (L)	36
Oil tank capacity (L)	3.4

### POWERTRAIN

Drive clutch	pDrive™ with clickers
Driven clutch	QRS Vent
Drive sprocket pitch	73 mm

### DRY WEIGHT

Dry weight (kg)	211
-----------------	-----

### DIMENSIONS

Vehicle overall length	3,174 mm
Vehicle overall width	1,160 mm (adjustable)
Vehicle overall height	1,283 mm
Ski stance	1,000 mm (adjustable)
Available tracks (in.) (Length x width x profile)	PowderMax! 146 x 16 x 2.0

### COLOR

Black	■
-------	---

### SUSPENSION

Front suspension	RAS™ X (39 in.)
Front shock	KYB 36
Front suspension travel	220 mm
Rear suspension	cMotion X
Center shock	KYB 36
Rear shock	KYB 36
Rear suspension travel	264 mm

### FEATURES

Platform	REV® Gen5
Headlights	High-performance LED
Skis	Pilot DS 2
Seating	Trail narrow - performance
Handlebar	With J-hooks / Transparent handguards
Riser block height	120 mm
Starter	Electric Starter
Reverse	RER™
Brake system	Brembo
Heated throttle lever/grips	Standard
Gauge type	4.5 in. digital display
Windshield	Low
Runner (in.) – Carbide (in.)	3/8 square – 4
Bumpers (front/rear)	Standard / Standard

# MXZ® X-RS® WITH COMPETITION PACKAGE

Yes it's an ultra-fast laker, but before anything else it's the ultimate ditch banger. Powerful, lightweight and highly capable with race-ready features.

## // WHAT'S NEW

- Rotax® 600RR E-TEC® engine
- 20<sup>th</sup> Anniversary Special Edition exclusive features: Highly-Metallic Circuit Yellow Special Edition color, Evo Stinger grille badge and handlebar pad, Yellow Ski-Doo logo on snowflap, Yellow shock springs, Tunnel plate number
- 20th Anniversary Special Edition Racing Integral shocks with high & low speed compression and rebound damping adjusters
- Improved performance trail seat shape and ergonomics
- 1.5 in. Ice Ripper XT track option (850 E-TEC Turbo R only)
- 10.25" Touchscreen Display with built-in GPS and Group Ride (850 E-TEC Turbo R only)


## // PACKAGE HIGHLIGHTS

- RAS™ RX front suspension
- Pilot™ RX skis
- KYB Pro 40 Kashima coated shocks with Integral Base Valve (600RR E-TEC only)
- Launch Mode and E-TEC® SHOT™ starter (850 E-TEC® Turbo R only)
- High-performance 4-piston brake caliper with adjustable brake lever
- rMotion™ X Competition rear suspension (600RR E-TEC)
- RS running boards



ROTAX® ENGINE	850 E-TEC® TURBO R WITH WIS	600RR E-TEC®
Engine details	Liquid-cooled, two-stroke, turbocharged, water injection system, 3-D R.A.V.E.™	Liquid-cooled, two-stroke, 3-D RAVE™
Cylinders – Displacement	2 – 849 cc	2 – 599.4 cc
Bore – Stroke	82 x 80.4 mm	72.3 x 73 mm
Fuel System	Electronic Direct Injection with additional booster injectors	
Fuel type – Octane	Unleaded – 95	
Fuel tank (L)	36	
Oil tank capacity (L)	3.4	
POWERTRAIN		
Drive clutch	pDrive™ with clickers	pDrive™ with clickers
Driven clutch	QRS Vent Plus	QRS
Drive sprocket pitch	73 mm	
DRY WEIGHT		
Dry weight (kg)	236	220
DIMENSIONS		
Vehicle overall length	3,038 mm	
Vehicle overall width	1,211 mm (adjustable)	
Vehicle overall height	1,267 mm	
Ski stance	1,090 mm (adjustable)	
Available tracks (in.) (Length x width x profile)	Ice Ripper XT: 137 x 15 x 1.5	Cobra: 137 x 15 x 1.6

## COLOR

Circuit Yellow - 20th Anniversary 

## SUSPENSION

Front suspension	RAS RX
Front shock	KYB PRO 40 Integral Kashima
Front suspension travel	279 mm (KYB PRO 40)
Rear suspension	rMotion X (850 E-TEC Turbo R) rMotion X Competition (600RR E-TEC)
Center shock	KYB PRO 40 Integral Kashima coated (600RR E-TEC) KYB PRO 40 EA-3 (850 E-TEC Turbo R)
Rear shock	KYB PRO 40 Integral Kashima (600RR E-TEC) KYB PRO 40 Integral (850 E-TEC Turbo R)
Rear suspension travel	292 mm

## FEATURES

Platform	REV® Gen5
Headlights	Premium high-performance LED
Skis	Pilot RX
Seating	Trail narrow - performance
Handlebar	Tapered with J-hooks / Transparent handguards
Riser block height	90 mm
Starter	850 E-TEC Turbo R: SHOT 600RR E-TEC: Manual
Reverse	RER™
Brake system	Brembo 4-piston with adjustable lever
Heated throttle lever/grips	Standard
Gauge type	7.2 in. digital display (600RR) 10.25 in. touchscreen display (850 Turbo R)
Windshield	Ultra-low
Runner (in.) – Carbide (in.)	3/8 square – 4
Bumpers (front/rear)	Standard / Standard

# MXZ® X-RS®

An uncompromising race-inspired sled capable of taking on the roughest trails with ease.

## // WHAT'S NEW

- Rotax® 600RR E-TEC® engine with smart ECO mode and Silent-Stop function
- 20th Anniversary Special Edition exclusive features: Highly-Metallic Circuit Yellow Special Edition color, Evo Stinger grille badge and handlebar pad, Yellow Ski-Doo logo on snowflap, Yellow shock springs, Tunnel plate number
- 20th Anniversary Special Edition Racing Integral shocks with high & low speed compression and rebound damping adjusters
- Improved performance trail seat shape and ergonomics
- 10.25" Touchscreen Display with built-in GPS and Group Ride (850 E-TEC only)

## // PACKAGE HIGHLIGHTS

- RAS™ RX front suspension
- Pilot™ RX skis
- High-performance KYB Pro shock package
- rMotion™ X rear suspension with rail reinforcements
- RS running boards
- Premium LED headlights
- High-performance 4-piston brake caliper with adjustable brake lever
- 129 and 137 in. track lengths available



## // SPRING OPTIONS

- Smart-shox suspension (850 E-TEC)

ROTAX® ENGINE	850 E-TEC®	600RR E-TEC®
Engine details	Liquid-cooled, two-stroke, 3-D R.A.V.E.™	
Cylinders – Displacement	2 - 849 cc	2 - 599.4 cc
Bore – Stroke	82 x 80.4 mm	72.3 x 73 mm
Fuel System	Electronic Direct Injection with additional booster injectors	
Fuel type – Octane	Unleaded - 95	
Fuel tank (L)	36	
Oil tank capacity (L)	3.4	

### POWERTRAIN

Drive clutch	pDrive™ with clickers	pDrive™ with clickers
Driven clutch	QRS Vent	QRS
Drive sprocket pitch	73 mm	


### DRY WEIGHT

Dry weight (kg)	229	220
-----------------	-----	-----

### DIMENSIONS

Vehicle overall length	2,925 mm (129)	3,038 mm (137)
Vehicle overall width	1,211 mm (adjustable)	
Vehicle overall height	1,267 mm	
Ski stance	1,090 mm (adjustable)	
Available tracks (in.) [Length x width x profile]	Ice Ripper XT: 137 x 15 x 1.5	Ice Ripper XT: 129 x 15 x 1.5

### COLOR

Circuit Yellow - 20th Anniversary 

### SUSPENSION

Front suspension	RAS RX
Front shock	KYB PRO 40 Integral KYB PRO Smart-Shox (850 E-TEC opt.)
Front suspension travel	279 mm (KYB PRO 40) 264 mm (KYB PRO Smart-Shox)
Rear suspension	rMotion X
Center shock	KYB PRO 40 EA-3
Rear shock	KYB PRO 40 Integral KYB PRO Smart-Shox (850 E-TEC opt.)
Rear suspension travel	292 mm

### FEATURES

Platform	REV® Gen5
Headlights	Premium high-performance LED
Skis	Pilot RX
Seating	Trail narrow - performance
Handlebar	Tapered with J-hooks / Transparent handguards
Riser block height	90 mm
Starter	Electric Starter
Reverse	RER™
Brake system	Brembo 4-piston with adjustable lever
Heated throttle lever/grips	Standard
Gauge type	7.2 in. digital display (850 E-TEC) 10.25 in. touchscreen display (600RR E-TEC)
Windshield	Ultra-low
Runner (in.) – Carbide (in.)	3/8 square - 4
Bumpers (front/rear)	Standard / Standard

# MXZ<sup>®</sup> NEO+

An awesome trail sled with compact ergonomics that gives riders of any age a less intimidating experience with a full-size fun factor.

## // PACKAGE HIGHLIGHTS

- Rotax<sup>®</sup> 600 EFI – 55 engine
- High-performance LED headlights
- Compact ergonomics
- RAS<sup>™</sup> X front suspension
- Neo rear suspension
- KYB 36 front shocks
- 120 x 15 x 1.25 RipSaw<sup>1</sup> track
- RER<sup>™</sup> electronic reverse



### ROTAX<sup>®</sup> ENGINE

#### 600 EFI – 55

Engine details	Liquid-cooled, two-stroke
Cylinders – Displacement	2 - 599.4 cc
Bore – Stroke	72.3 x 73 mm
Fuel System	EFI
Fuel type – Octane	Unleaded - 95
Fuel tank (L)	36
Oil tank capacity (L)	3.4

### POWERTRAIN

Drive clutch	pDrive <sup>™</sup>
Driven clutch	QRS Lite
Drive sprocket pitch	73 mm

### DRY WEIGHT

Dry weight (kg)	192 kg
-----------------	--------

### DIMENSIONS

Vehicle overall length	2,880 mm
Vehicle overall width	1,157 - 1,202 mm
Vehicle overall height	1,060 mm
Ski stance	1,000 mm (adjustable)
Available tracks (in.)	RipSaw <sup>1</sup> :
(Length x width x profile)	120 x 15 x 1.25

### COLOR

Neo Yellow ■

### SUSPENSION

Front suspension	RAS X
Front shock	KYB 36
Front suspension travel	175 mm
Rear suspension	Neo
Center shock	Torsion Spring
Rear shock	Motion Control
Rear suspension travel	212 mm

### FEATURES

Platform	REV <sup>®</sup> Gen5
Headlights	High-performance LED
Skis	Pilot 5.7
Seating	Trail narrow ultra-compact
Handlebar	Narrow with J-hooks / Transparent handguards
Riser block height	120 mm
Starter	Electric Starter
Reverse	RER <sup>™</sup>
Air Radiator	No
Brake system	Brembo
Heated throttle lever/grips	Standard
Gauge type	4.5 in. digital display
Windshield	Ultra-low deflector
Runner (in.) – Carbide (in.)	3/8 square – Optional
Bumpers (front/rear)	Standard / Standard

# MXZ<sup>®</sup> 200

Youth sled for those who's Ski-Doo life is just beginning!  
Youth snowmobile for the future pros out there!

## // PACKAGE HIGHLIGHTS

- 200cc 4-stroke engine
- A-arm front suspension with hydraulic twin tube shocks
- Slide rail rear suspension
- Tether switch
- Handlebar grips with handwarmers



### ROTAX<sup>®</sup> ENGINE

#### 200

Engine details	Air cooled, 4-stroke
Cylinders – Displacement	1 - 192 cc
Bore – Stroke	70 x 50 mm
Fuel System	Carburetor
Fuel type – Octane	Unleaded - 95
Fuel tank (L)	8.3
Oil tank capacity (L)	0.55

### POWERTRAIN

Drive clutch	CVT System
Driven clutch	
Drive sprocket pitch	66 mm

### DRY WEIGHT

Dry weight (kg)	98 kg
-----------------	-------

### DIMENSIONS

Vehicle overall length	2,134 mm
Vehicle overall width	914 mm
Vehicle overall height	864 mm
Ski stance	775 mm (adjustable)
Available tracks (in.)	Cobra:
(Length x width x profile)	93 x 10 x 1.0

### COLOR

Neo Yellow

### SUSPENSION

Front suspension	A-arms
Front shock	Hydraulic twin-tube
Front suspension travel	102 mm
Rear suspension	Slide rail, adjustable torsion spring
Rear shock	Hydraulic twin-tube
Rear suspension travel	215 mm

### FEATURES

Platform	Youth
Headlights	Halogen
Seating	Youth 200
Starter	Electric
Brake system	Hydraulic
Heated throttle lever/grips	Grips only
Windshield	Low
Bumpers (front/rear)	Youth / Youth

# RENEGADE® X-RS®

A hard-charging, high-performance machine with the most advanced features and technology.

## // WHAT'S NEW

- 20<sup>th</sup> Anniversary Special Edition exclusive features: Highly-Metallic Circuit Yellow Special Edition color, Evo Stinger grille badge and handlebar pad, Yellow Ski-Doo logo in snowflap, Yellow shock springs, Tunnel plate number
- 10.25" Touchscreen Display with built-in GPS and Group Ride

## // PACKAGE HIGHLIGHTS

- RAS™ RX front suspension
- Heated trail seat
- High-performance KYB Pro shock package
- Launch mode
- rMotion™ X rear suspension
- RS running boards
- Premium high-performance LED headlights
- High-performance 4-piston brake caliper with adjustable brake lever
- Low windshield with air deflectors
- Black version available (does not come with 20th anniversary Edition exclusive features)



## // ORDER OPTIONS

### ROTAX® ENGINE

	900 ACE™ TURBO R
Engine details	Liquid-cooled, four-stroke D.O.H.C., turbocharged
Cylinders - Displacement	3 - 899 cc
Bore - Stroke	74 x 69.7 mm
Fuel System	EFI
Fuel type - Octane	Unleaded - 95
Fuel tank (L)	36

### POWERTRAIN

Drive clutch	pDrive™ with clickers
Driven clutch	QRS Vent
Drive sprocket pitch	73 mm

### DRY WEIGHT

Dry weight [kg]	245
-----------------	-----

### DIMENSIONS

Vehicle overall length	3,038 mm
Vehicle overall width	1,211 mm (adjustable)
Vehicle overall height	1,267 mm
Ski stance	1,090 mm (adjustable)
Available tracks (in.) (Length x width x profile)	Ice Ripper XT: 137 x 15 x 1.5

### COLOR

Circuit Yellow - 20th Anniversary	
Black	

### SUSPENSION

Front suspension	RAS RX
Front shock	KYB PRO 36 EA-3 KYB PRO Smart-Shox (opt.)
Front suspension travel	243 mm [KYB PRO 36 EA-3] 235 mm [KYB PRO Smart-Shox]
Rear suspension	rMotion X
Center shock	KYB PRO 40 EA-3
Rear shock	KYB PRO 40 EA-3 KYB PRO Smart-Shox (opt.)
Rear suspension travel	292 mm

### FEATURES

Platform	REV® Gen5
Headlights	Premium high-performance LED
Skis	Pilot RX
Seating	Trail wide
Handlebar	Tapered with J-hooks / Transparent handguards
Riser block height	Adjustable - 120 mm
Starter	Electric Starter
Reverse	Electro-mechanical
Air Radiator	No
Brake system	Brembo 4-piston with adjustable lever
Heated throttle lever/grips	Standard
Gauge type	10.25 in. touchscreen display
Windshield	Low
Runner (in.) - Carbide (in.)	1/2 round - 4
Bumpers (front/rear)	Standard / Standard

# RENEGADE® ADRENALINE®

For the experienced trail rider who wants a longer track with great traction to bridge bumps with dynamic 4-stroke engine.

## // WHAT'S NEW

- RAS™ RX front suspension

## // PACKAGE HIGHLIGHTS

- High-quality KYB 36 shock package
- rMotion™ X rear suspension
- Glove box with 4 L of storage
- Pilot™ RX skis
- Medium windshield with air deflectors
- High-performance LED headlights



### ROTAX® ENGINE

	900 ACE™
Engine details	Liquid-cooled, four-stroke D.O.H.C.
Cylinders – Displacement	3 – 899 cc
Bore – Stroke	74 x 69.7 mm
Fuel System	EFI
Fuel type – Octane	Unleaded – 95
Fuel tank (L)	36

### POWERTRAIN

Drive clutch	pDrive™
Driven clutch	QRS
Drive sprocket pitch	73 mm


### DRY WEIGHT

Dry weight (kg)	227
-----------------	-----

### DIMENSIONS

Vehicle overall length	3,038 mm
Vehicle overall width	1,211 mm (adjustable)
Vehicle overall height	1,267 mm
Ski stance	1,090 mm (adjustable)
Available tracks (in.)	RipSaw <sup>1</sup> :
(Length x width x profile)	137 x 15 x 1.25

### COLOR

Black 

### SUSPENSION

Front suspension	RAS RX
Front shock	KYB 36
Front suspension travel	235 mm
Rear suspension	rMotion X
Center shock	KYB 36
Rear shock	KYB 36
Rear suspension travel	292 mm

### FEATURES

Platform	REV® Gen5
Headlights	High-performance LED
Skis	Pilot RX
Seating	Trail wide
Handlebar	With J-hooks
Riser block height	120 mm
Starter	Electric Starter
Reverse	Mechanical
Air Radiator	No
Brake system	Brembo
Heated throttle lever/grips	Standard
Gauge type	4.5 in. digital display
Windshield	Medium
Runner (in.) – Carbide (in.)	3/8 square – 4
Bumpers (front/rear)	Standard / Standard

# RENEGADE® SPORT

Value-oriented with exceptional trail handling, bump capability and a reliable engine.

## // PACKAGE HIGHLIGHTS

- High-performance LED headlights
- KYB 36 rear shock
- RAS™ X front suspension
- SC™-5M rear suspension
- 1.25 in. RipSaw<sup>1</sup> track



### ROTAX® ENGINE

#### 600 ACE™

Engine details	Liquid-cooled, four-stroke D.O.H.C.
Cylinders – Displacement	2 – 599.5 cc
Bore – Stroke	74 x 69.7 mm
Fuel System	EFI
Fuel type – Octane	Unleaded – 95
Fuel tank (L)	36

### POWERTRAIN

Drive clutch	eDrive™ 2
Driven clutch	QRS
Drive sprocket pitch	73 mm

### DRY WEIGHT

Dry weight (kg)	211
-----------------	-----

### DIMENSIONS

Vehicle overall length	3,038 mm
Vehicle overall width	1,217 mm
Vehicle overall height	1,267 mm
Ski stance	1,090 mm (adjustable)
Available tracks (in.)	RipSaw <sup>1</sup> :
(Length x width x profile)	137 x 15 x 1.25

### COLOR

Neo Yellow

### SUSPENSION

Front suspension	RAS X
Front shock	Motion Control
Front suspension travel	235 mm
Rear suspension	SC-5M
Center shock	Motion Control
Rear shock	KYB 36
Rear suspension travel	245 mm

### FEATURES

Platform	REV® Gen5
Headlights	High-performance LED
Skis	Pilot DS 2
Seating	Trail narrow compact
Handlebar	With J-hooks
Riser block height	120 mm
Starter	Electric Starter
Reverse	Mechanical
Air Radiator	No
Brake system	Brembo
Heated throttle lever/grips	Standard
Gauge type	4.5 in. digital display
Windshield	Low
Runner (in.) – Carbide (in.)	3/8 square – 4
Bumpers (front/rear)	Standard / Standard

# GRAND TOURING SPORT

Trail comfort and 2-up features with precision handling and savvy style.

## // WHAT'S NEW

- New Silent 1.25 Ripsaw track

## // PACKAGE HIGHLIGHTS

- REV® Gen5 ultra-high windshield with deflectors
- High-performance LED headlights
- 2-up seat with heated passenger handholds and air deflectors
- RAS™ X front suspension
- SC™-5M rear suspension
- Pivoting mirrors
- Reversible throttle lever (thumb or finger activated)
- iTC™ Engine mapping modes (Standard, Sport or ECO®)
- Mechanical reverse



### ROTAX® ENGINE

	600 ACE™
Engine details	Liquid-cooled, four-stroke D.O.H.C.
Cylinders – Displacement	2 – 599.5 cc
Bore – Stroke	74 x 69.7 mm
Fuel System	EFI
Fuel type – Octane	Unleaded – 95
Fuel tank (L)	36

### POWERTRAIN

Drive clutch	eDrive™ 2
Driven clutch	QRS
Drive sprocket pitch	73 mm


### DRY WEIGHT

Dry weight (kg)	231 kg
-----------------	--------

### DIMENSIONS

Vehicle overall length	3,127 mm
Vehicle overall width	1,217 mm
Vehicle overall height	1,513 mm
Ski stance	1,090 mm (adjustable)
Available tracks (in.) (Length x width x profile)	Silent RipSaw®: 137 x 15 x 1.25

### COLOR

Neo Yellow 

### SUSPENSION

Front suspension	RAS X
Front shock	Motion Control
Front suspension travel	225 mm
Rear suspension	SC-5M
Center shock	Motion Control
Rear shock	KYB 36
Rear suspension travel	245 mm

### FEATURES

Platform	REV® Gen5
Headlights	High-performance LED
Skis	Pilot DS 2
Seating	Trail wide 2-up
Handlebar	With J-hooks
Riser block height	120 mm
Starter	Electric Starter
Reverse	Mechanical
Air Radiator	No
Brake system	Brembo
Heated throttle lever/grips	Standard (driver and passenger)
Gauge type	4.5 in. digital display
Windshield	Ultra-high
Runner (in.) – Carbide (in.)	3/8 square – 4
Bumpers (front/rear)	Standard / Standard

# EXPEDITION® XTREME™

The high-performance widetrack crossover sled with the capability to go just about anywhere.

## // WHAT'S NEW

- 10.25" Touchscreen Display featuring BRP Connect, built-in GPS with Group Ride

## // PACKAGE HIGHLIGHTS

- uMotion™ rear suspension
- Premium high-performance LED headlights
- KYB Pro 36 EA-3 rear shock
- KYB 36 Plus front shocks
- RAS™ X crossover front suspension with 39 in. ski stance
- Multi-LinQ plate with 62.2 kg cargo capacity
- Air radiator with fan
- Easy Shift transmission (H-L-N) with RER™ electronic reverse (2 stroke) / electro-mechanical reverse (4 stroke)
- Pilot™ DS 3 skis



ROTAX® ENGINE	850 E-TEC®	900 ACE™ TURBO R
Engine details	Liquid-cooled, two-stroke, 3-D R.A.V.E.™	Liquid-cooled, four-stroke D.O.H.C., turbocharged
Cylinders - Displacement	2 - 849 cc	3 - 899 cc
Bore - Stroke	82 x 80.4 mm	74 x 69.7 mm
Fuel System	Electronic Direct Injection with additional booster injectors	EFI
Fuel type - Octane	Unleaded - 95	
Fuel tank (L)	42	
Oil tank capacity (L)	3.4	
POWERTRAIN		
Drive clutch	pDrive™ with clickers	pDrive™
Driven clutch	QRS Vent Plus	QRS Vent
Drive sprocket pitch	73 mm	
DRY WEIGHT		
Dry weight (kg)	268 kg	282
DIMENSIONS		
Vehicle overall length	3,295 mm	
Vehicle overall width	1,170 mm	
Vehicle overall height	1,285 mm	
Ski stance	1,000 mm (adjustable)	
Available tracks (in.) (Length x width x profile)	Silent Cobra WT: 154 x 20 x 1.8	

COLOR
Black / Circuit Yellow 

SUSPENSION	
Front suspension	RAS X
Front shock	KYB 36 Plus
Front suspension travel	220 mm
Rear suspension	uMotion
Center shock	KYB 36 Plus
Rear shock	KYB PRO 36 EA-3
Rear suspension travel	266 mm

FEATURES	
Platform	REV® Gen5
Headlights	Premium high-performance LED
Skis	Pilot DS 3
Seating	WideTrack 1-up
Handlebar	With J-hooks / Grab handle / Flexible handguards
Riser block height	145 mm
Starter	Electric Starter
Reverse	RER™ (850 E-TEC®) Electro-mechanical (Turbo R)
Air Radiator	Fan
Brake system	Brembo
Heated throttle lever/grips	Standard
Gauge type	10.25 in. touchscreen display
Windshield	Ultra-low deflector
Runner (in.) - Carbide (in.)	3/8 square - 4
Bumpers (front/rear)	Heavy-duty / Standard

# EXPEDITION® SE

The utmost crossover sport-utility vehicle with an incredible list of work and luxury features.

## // WHAT'S NEW

- 10.25" Touchscreen Display with built-in GPS and Group Ride

## // PACKAGE HIGHLIGHTS

- LinQ utility Premium cargo box with 135 L of storage
- Premium high-performance LED headlights
- Air Control Suspension (ACS) rear shock
- RAS™ X crossover front suspension with 39 in. ski stance
- Multi-LinQ plate with 62.2 kg cargo capacity
- Air radiator with fan
- Removable passenger seat with heated grips
- Hitch receiver with 680 kg towing capacity when equipped with an HD rear bumper (544 kg std.)
- High-capacity battery
- Easy Shift transmission (H-L-N) with electro-mechanical reverse

## // SPRING OPTIONS

- Airy Blue color
- 1.5in 38mm Ice Crosscut track



### ROTAX® ENGINE

Engine details	<b>900 ACE™ TURBO R</b> Liquid-cooled, four-stroke D.O.H.C., turbocharged
Cylinders – Displacement	3 - 899 cc
Bore – Stroke	74 x 69.7 mm
Fuel System	EFI
Fuel type – Octane	Unleaded - 95
Fuel tank (L)	36

### POWERTRAIN

Drive clutch	pDrive™
Driven clutch	QRS Vent
Drive sprocket pitch	73 mm

### DRY WEIGHT

Dry weight (kg)	311
-----------------	-----

### DIMENSIONS

Vehicle overall length	3,278 mm
Vehicle overall width	1,170 mm
Vehicle overall height	1,562 mm
Ski stance	1,000 mm [adjustable]
Available tracks (in.) [Length x width x profile]	Ice Crosscut: 154 x 20 x 1.5 Silent Cobra WT: 154 x 20 x 1.8

### COLOR

Airy Blue	
Black	

### SUSPENSION

Front suspension	RAS X
Front shock	KYB 36
Front suspension travel	220 mm
Rear suspension	uMotion
Center shock	KYB 36
Rear shock	ACS (Air Control Suspension)
Rear suspension travel	266 mm

### FEATURES

Platform	REV® Gen5
Headlights	Premium high-performance LED
Skis	Pilot 7.4
Seating	WideTrack 2-up
Handlebar	With J-hooks / Grab handle
Riser block height	Adjustable - 120 mm
Starter	Electric Starter
Reverse	Electro-mechanical
Air Radiator	Fan
Brake system	Brembo
Heated throttle lever/grips	Standard (driver and passenger)
Gauge type	10.25 in. touchscreen display
Windshield	Ultra-high
Runner (in.) – Carbide (in.)	3/8 square – 4
Bumpers (front/rear)	Heavy-duty / Hitch

# EXPEDITION® LE

A crossover sport-utility vehicle capable of off-trail exploration, on-trail cruises and enjoyable work days.

## // WHAT'S NEW

- NEW 16 in. wide track specific configuration available

## // PACKAGE HIGHLIGHTS

- High-performance LED headlights
- Available with 16, 20. or 24 in. track options
- Multi-LinQ plate with 62.2 kg cargo capacity (20 and 24 in. only), Regular LinQ configuration with 25 kg cargo capacity (16 in. only)
- RAS™ X crossover front suspension with 39 in. ski stance
- Air radiator with fan
- Removable passenger seat with heated grips
- Hitch receiver with 680 kg towing capacity when equipped with an HD rear bumper (544 kg std.) (20 and 24 in. wide only)
- J-hook type hitch with 260 kg towing capacity (16 in. Wide only)
- High-capacity battery (20 and 24 in. wide only)
- Easy Shift transmission (H-L-N) with electro-mechanical reverse (20 and 24 in. wide only)



### ROTAX® ENGINE

	900 ACE™ TURBO	900 ACE™
Engine details	Liquid-cooled, four-stroke D.O.H.C., turbocharged	Liquid-cooled, four-stroke D.O.H.C.
Cylinders – Displacement	3 – 899 cc	
Bore – Stroke	74 x 69.7 mm	
Fuel System	EFI	
Fuel type – Octane	Unleaded – 95	
Fuel tank (L)	42 (24 in. and 20 in.), 36 (16 in.)	

### POWERTRAIN

	900 ACE™ TURBO	900 ACE™
Drive clutch	pDrive™	pDrive™
Driven clutch	QRS Vent	QRS
Drive sprocket pitch	73 mm	

### DRY WEIGHT

	900 ACE™ TURBO	900 ACE™
Dry weight (kg)	303 (20 in.) 315 (24 in.)	250 (16 in.) 292 (20 in.) 303 (24 in.)

### DIMENSIONS

Vehicle overall length	3,278 mm
Vehicle overall width	1,155 mm (16 in.) 1,170 mm (20 in.) 1,220 mm (24 in.)
Vehicle overall height	1,562 mm
Ski stance	1,000 mm (adjustable)
Available tracks (in.) (Length x width x profile)	PowderMax: 154 x 16 x 2.0 (900 ACE opt. only) Crosscut: 154 x 20 x 1.5 Silent Cobra SWT: 154 x 24 x 1.5

### COLOR

Monument Grey (900 ACE Turbo 20" & 24" and 900 ACE 16")	■
Black (900 ACE 20" & 24")	■

### SUSPENSION

Front suspension	RAS X
Front shock	KYB 36
Front suspension travel	220 mm
Rear suspension	uMotion
Center shock	KYB 36
Rear shock	KYB 36
Rear suspension travel	266 mm

### FEATURES

Platform	REV® Gen5
Headlights	High-performance LED
Skis	Pilot 7.4 (20" & 24") Pilot DS 2 (16")
Seating	WideTrack 2-up (20" & 24") Trail wide 2-up (16")
Handlebar	With J-hooks / Grab handle
Riser block height	145 mm
Starter	Electric Starter
Reverse	Electro-mechanical
Air Radiator	Fan
Brake system	Brembo
Heated throttle lever/grips	Standard (driver and passenger)
Gauge type	4.5 in. digital display
Windshield	Ultra-high
Runner (in.) – Carbide (in.)	3/8 square – 4
Bumpers (front/rear)	Heavy-duty / Hitch (20 and 24 in. wide only) Heavy-duty & hitch (16 in. wide only)

# EXPEDITION® SPORT

Ultra-responsive chassis for on- or off-trail rides and an extensive array of sport-utility and 2-up features.

## // PACKAGE HIGHLIGHTS

- uMotion™ rear suspension
- REV® Gen5 ultra-high windshield with deflectors
- High-performance LED headlights
- KYB 36 rear shock
- RAS™ X crossover front suspension with 39 in. ski stance
- Heavy-duty rear bumper with J-hook type hitch
- Air radiator with fan
- 2-up seat with removable LinQ passenger backrest and handholds



### ROTAX® ENGINE

	900 ACE™
Engine details	Liquid-cooled, four-stroke D.O.H.C.
Cylinders – Displacement	3 - 899 cc
Bore – Stroke	74 x 69.7 mm
Fuel System	EFI
Fuel type – Octane	Unleaded - 95
Fuel tank (L)	36

### POWERTRAIN

Drive clutch	pDrive™
Driven clutch	QRS
Drive sprocket pitch	73 mm


### DRY WEIGHT

Dry weight (kg)	249
-----------------	-----

### DIMENSIONS

Vehicle overall length	3,310 mm
Vehicle overall width	1,155 mm
Vehicle overall height	1,562 mm
Ski stance	1,000 mm (adjustable)
Available tracks (in.) (Length x width x profile)	Charger: 154 x 16 x 1.5

### COLOR

Neo Yellow 

### SUSPENSION

Front suspension	RAS X
Front shock	Motion Control
Front suspension travel	210 mm
Rear suspension	uMotion
Center shock	Motion Control
Rear shock	KYB 36
Rear suspension travel	266 mm

### FEATURES

Platform	REV® Gen5
Headlights	High-performance LED
Skis	Pilot DS 2
Seating	Trail wide 2-up
Handlebar	With J-hooks
Riser block height	145 mm
Starter	Electric Starter
Reverse	Mechanical
Air Radiator	Fan
Brake system	Brembo
Heated throttle lever/grips	Standard (driver only)
Gauge type	4.5 in. digital display
Windshield	Ultra-high
Runner (in.) – Carbide (in.)	3/8 square – 4
Bumpers (front/rear)	Standard / Hitch receiver Heavy-duty

# TUNDRA™ LE

Great off-trail and deep snow performance with light-utility capability, now on the REV Gen5 platform.

## // WHAT'S NEW

- REV® Gen5 utility platform
- uMotion™ rear suspension
- High-performance LED headlights

## // PACKAGE HIGHLIGHTS

- KYB 36 rear shock
- LTS telescopic front suspension
- Heavy-duty rear bumper with J-hook type hitch
- Air radiator with fan
- Electric start
- Standard with 2 sets of LinQ attachment points



### ROTAX® ENGINE

	600 EFI – 85	600 ACE™
Engine details	Liquid-cooled, two-stroke	Liquid-cooled, four-stroke D.O.H.C.
Cylinders – Displacement	2 – 599.4 cc	2 – 599.5 cc
Bore – Stroke	72.3 x 73 mm	74 x 69.7 mm
Fuel System		EFI
Fuel type – Octane		Unleaded – 95
Fuel tank (L)		36
Oil tank capacity (L)	3.4	

### POWERTRAIN

	600 EFI – 85	600 ACE™
Drive clutch	pDrive™	eDrive™ 2
Driven clutch	QRS	QRS
Drive sprocket pitch	73 mm	73 mm

### DRY WEIGHT

	600 EFI – 85	600 ACE™
Dry weight (kg)	216	227

### DIMENSIONS

Vehicle overall length	3,259 mm
Vehicle overall width	994 mm
Vehicle overall height	1,513 mm
Ski stance	813 mm
Available tracks (in.)	Charger:
(Length x width x profile)	154 x 16 x 1.5

### COLOR

Black / Orange Crush

### SUSPENSION

Front suspension	LTS
Front shock	Motion Control
Front suspension travel	150 mm
Rear suspension	uMotion
Center shock	Motion Control
Rear shock	KYB 36
Rear suspension travel	239 mm

### FEATURES

Platform	REV® Gen5
Headlights	High-performance LED
Skis	Pilot DS 2
Seating	Trail narrow compact
Handlebar	With J-hooks / Grab handle
Riser block height	145 mm
Starter	Electric Starter
Reverse	RER™ (600 EFI) Mechanical (600 ACE™)
Air Radiator	Fan
Brake system	Brembo
Heated throttle lever/grips	Standard
Gauge type	4.5 in. digital display
Windshield	Low
Runner (in.) – Carbide (in.)	3/8 square – 4
Bumpers (front/rear)	Standard / Hitch Heavy-duty

# SKANDIC® LE

The perfect snowmobile for hardworking off-trail performance, now on the REV Gen5 platform.

## // WHAT'S NEW

- REV® Gen5 utility platform
- uMotion™ rear suspension
- 154 in. X 20 in. Crosscut track
- REV Gen5 high Utility flexible windshield
- High-performance LED headlights

## // PACKAGE HIGHLIGHTS

- KYB 36 rear shock
- Multi-LinQ plate with 62.2 kg cargo capacity
- LTS telescopic front suspension
- Removable passenger seat with grips
- Hitch receiver with 680 kg towing capacity when equipped with an HD rear bumper (544 kg std.)
- Air radiator with fan
- Electric start
- Easy Shift transmission (H-L-N) with electro-mechanical reverse
- Pilot™ 7.4 skis
- Available with 20 in. or 24 in. track options



### ROTAX® ENGINE

	900 ACE™
Engine details	Liquid-cooled, four-stroke D.O.H.C.
Cylinders – Displacement	3 – 899 cc
Bore – Stroke	74 x 69.7 mm
Fuel System	EFI
Fuel type – Octane	Unleaded – 95
Fuel tank (L)	42

### POWERTRAIN

Drive clutch	pDrive™
Driven clutch	QRS
Drive sprocket pitch	73 mm


### DRY WEIGHT

Dry weight (kg)	291 (20 in.) 300 (24 in.)
-----------------	------------------------------

### DIMENSIONS

Vehicle overall length	3,222 mm
Vehicle overall width	1,089 mm
Vehicle overall height	1,513 mm
Ski stance	889 mm
Available tracks (in.) (Length x width x profile)	Crosscut: 154 x 20 x 1.5 Silent Cobra SWT: 154 x 24 x 1.5

### COLOR

Black / Orange Crush 

### SUSPENSION

Front suspension	LTS
Front shock	Motion Control
Front suspension travel	150 mm
Rear suspension	uMotion
Center shock	Motion Control
Rear shock	KYB 36
Rear suspension travel	239 mm

### FEATURES

Platform	REV® Gen5
Headlights	High-performance LED
Skis	Pilot 7.4
Seating	WideTrack 2-up
Handlebar	With J-hooks / Grab handle
Riser block height	145 mm
Starter	Electric Starter
Reverse	Electro-mechanical
Air Radiator	Fan
Brake system	Brembo
Heated throttle lever/grips	Standard (driver only)
Gauge type	4.5 in. digital display
Windshield	Ultra-high with mirrors
Runner (in.) – Carbide (in.)	3/8 square – 4
Bumpers (front/rear)	Heavy-duty / Hitch

# SKANDIC® SPORT

The best 20-inch utility value in snowmobiling, now on the REV Gen5 platform.

## // WHAT'S NEW

- REV® Gen5 utility platform
- uMotion™ rear suspension

## // PACKAGE HIGHLIGHTS

- KYB 36 rear shock
- LTS telescopic front suspension
- WideTrack 1-up seat with rear storage compartment
- Electric start
- RER™ electronic reverse



### ROTAX® ENGINE

#### 600 EFI – 85

Engine details	Liquid-cooled, two-stroke
Cylinders – Displacement	2 – 599.4 cc
Bore – Stroke	72.3 x 73 mm
Fuel System	EFI
Fuel type – Octane	Unleaded – 95
Fuel tank (L)	42
Oil tank capacity (L)	3.4

### POWERTRAIN

Drive clutch	pDrive™
Driven clutch	QRS
Drive sprocket pitch	73 mm


### DRY WEIGHT

Dry weight (kg)	252
-----------------	-----

### DIMENSIONS

Vehicle overall length	3,259 mm
Vehicle overall width	1,089 mm
Vehicle overall height	1,369 mm
Ski stance	889 mm
Available tracks (in.)	Utility WT
(Length x width x profile)	154 x 20 x 1.25

### COLOR






Neo Yellow 







### SUSPENSION






Front suspension	LTS
Front shock	Motion Control
Front suspension travel	150 mm
Rear suspension	uMotion
Center shock	Motion Control
Rear shock	KYB 36
Rear suspension travel	239 mm

### FEATURES

Platform	REV® Gen5
Headlights	High-performance LED
Skis	Pilot 7.4
Seating	WideTrack 1-up
Handlebar	With J-hooks
Riser block height	145 mm
Starter	Electric Starter
Reverse	RER™
Brake system	Brembo
Heated throttle lever/grips	Standard
Gauge type	4.5 in. digital display
Windshield	Low
Runner (in.) – Carbide (in.)	3/8 square – 4
Bumpers (front/rear)	Standard / Standard

2027 SPECIFICATIONS		DEEP SNOW				
		SUMMIT				FREERIDE
						
EXPERT	X	ADRENALINE	NEO +	FREERIDE		
COLOR	Orange Crush (10.25" Touchscreen Display only) Airy Blue (850 E-TEC with 4.5 in. Digital Display only) Timeless Black (10.25" Touchscreen Display only)	Orange Crush (850 E-TEC Turbo R with 10.25" Touchscreen Display only) Airy Blue (850 E-TEC with 4.5 in. Digital Display only) Timeless Black (850 E-TEC Turbo R with 10.25" Touchscreen Display only)	Arctic Desert	Neo Yellow	Ultraviolet II	
FEATURES	<b>Platform</b>	REV® Gen5	REV® Gen5	REV® Gen5	REV® Gen5	REV® Gen5
	<b>Headlights</b>	Premium high-performance LED	Premium high-performance LED	High-performance LED	High-performance LED	Premium high-performance LED
	<b>Skis</b>	Pilot DS 4	Pilot DS 3	Pilot DS 3	Pilot DS 2	Pilot DS 4
	<b>Seating</b>	Deep snow ultra compact	Deep snow ultra compact	Deep snow compact	Deep snow compact	Deep snow ultra compact
	<b>Handlebar</b>	Tapered with J-hooks / Grab handle / Flexible handguards	Tapered with J-hooks / Grab handle	Tapered with J-hooks / Grab handle	Narrow with J-hooks / Low grab handle / Flexible handguards	Tapered with J-hooks / Steering pad
	<b>Starter</b>	E-TEC SHOT Starter	E-TEC SHOT Starter	E-TEC SHOT Starter	Electric Starter	E-TEC SHOT Starter
	<b>Reverse</b>	RER™	RER™	RER™	RER™	RER™
	<b>Windshield height</b>	No	No	No	Ultra-low deflector	No
GAUGE	<b>Type</b>	4.5 in. digital display 10.25 in. touchscreen display	4.5 in. digital display 10.25 in. touchscreen display	4.5 in. digital display	4.5 in. digital display	10.25 in. touchscreen display 4.5 in. digital display
SUSPENSION	<b>Front suspension</b>	RAS 3 aluminium	RAS 3 aluminium	RAS 3	RAS 3	RAS 3 aluminium
	<b>Front shock</b>	KYB PRO 36 EA-3	KYB 36 Plus LW	KYB 36	KYB 36	KYB PRO 40 EA-3
	<b>Rear suspension</b>	tMotion L/O with coil-over	tMotion X with coil-over	tMotion X with coil-over	Neo	tMotion L/O with coil-over
	<b>Center shock</b>	KYB 36 Plus	KYB 36 Plus	KYB 36	Torsion Spring	KYB PRO 40 EA-3
	<b>Rear shock</b>	KYB PRO 36 EA-3	KYB 36 Plus	KYB 36	Motion Control	KYB PRO 40 EA-3
ROTA X ENGINE	<b>Engine</b>	850 E-TEC® Turbo R 850 E-TEC®	850 E-TEC® Turbo R 850 E-TEC®	850 E-TEC® 600RR E-TEC®	600 EFI – 85	850 E-TEC® Turbo R 850 E-TEC®
	<b>Fuel tank (L)</b>	36	36	36	36	36
TRACK	<b>Length x Width x Profile (in.)</b>	PowderMax¹ X-Light: 154 x 16 x 3.0 165 x 16 x 3.0 (850 E-TEC Turbo R opt. only)	PowderMax¹ Ultra-Light with FlexEdge™: 154 x 16 x 3.0	PowderMax¹ with FlexEdge™: 146 x 16 x 2.5 (850 E-TEC only) PowderMax¹ Light with FlexEdge™: 154 x 16 x 2.5 (600RR E-TEC only)	Hurricane with FlexEdge™ (Neo+): 146 x 15 x 1.75	PowderMax¹: 146 x 15 x 2.5 (850 E-TEC) PowderMax¹ X-Light: 147 X 15 X 3.0 (850 E-TEC Turbo R only) 154 X 15 X 3.0
OVERALL DIMENSIONS (mm/in.)	<b>Ski stance</b>	813 / 32	864 / 34 (adjustable)	864 / 34 (adjustable)	864 / 34 (adjustable)	864 / 34 (adjustable)
	<b>Length</b>	3,188 / 125.5 (154) 3,299 / 129.9 (165)	3,188 / 125.5 (154)	3,208 / 122.4 (146) 3,318 / 130.6 (154)	3,174 / 125	3,058 / 120.4 (146-147) 3,188 / 125.5 (154)
	<b>Width</b>	971 / 38.25	1,024 / 40.3 (adjustable)	1,024 / 40.3 (adjustable)	1,024 / 40.3 (adjustable)	1,024 / 40.3 (adjustable)
	<b>Height</b>	1,306 / 51.4	1,306 / 51.4	1,395 / 54.9	1,095 / 43	1,395 / 54.9
ESTIMATED DRY WEIGHT	<b>By engine (kg)</b>	850 E-TEC Turbo R: 207 (154 in.) 209 (165 in.) 850 E-TEC: 197	850 E-TEC Turbo R: 204 850 E-TEC: 194	850 E-TEC: 203 600RR E-TEC: 196	195	850 E-TEC Turbo R: 204 (147 in.) 205 (154 in.) 850 E-TEC: 200 (146 in.) 198 (154 in.)

2027 SPECIFICATIONS		CROSSOVER					
		BACKCOUNTRY			EXPEDITION		
							
	X-RS	ADRENALINE	XTREME	SE	LE	SPORT	
COLOR		Circuit Yellow - 20th Anniversary Black	Black	Black / Circuit Yellow	Airy Blue Black	Monument Grey (900 ACE Turbo 20" & 24" and 900 ACE 16") Black (900 ACE 20" & 24")	Neo Yellow
FEATURES	Platform	REV® Gen5	REV® Gen5	REV® Gen5	REV® Gen5	REV® Gen5	REV® Gen5
	Headlights	Premium high-performance LED	High-performance LED	Premium high-performance LED	Premium high-performance LED	High-performance LED	High-performance LED
	Skis	Pilot DS 2 Pilot RX	Pilot DS 2	Pilot DS 3	Pilot 7.4	Pilot 7.4 (20" & 24") Pilot DS 2 (16")	Pilot DS 2
	Seating	Trail narrow - performance	Trail narrow - performance	WideTrack 1-up	WideTrack 2-up	WideTrack 2-up (20" & 24") Trail wide 2-up (16")	Trail wide 2-up
	Handlebar	Tapered with J-hooks / Transparent handguards	With J-hooks / Transparent handguards	With J-hooks / Grab handle / Flexible handguards	With J-hooks / Grab handle	With J-hooks / Grab handle	With J-hooks
	Starter	850 E-TEC : Electric 850 E-TEC Turbo R : SHOT	Electric Starter	Electric Starter	Electric Starter	Electric Starter	Electric Starter
	Reverse	RER™	RER™	RER™ (850 E-TEC®) Electro-mechanical (Turbo R)	Electro-mechanical	Electro-mechanical	Mechanical
	Windshield height	Ultra-low	Low	Ultra-low deflector	Ultra-high	Ultra-high	Ultra-high
GAUGE	Type	10.25 in. touchscreen display	4.5 in. digital display	10.25 in. touchscreen display	10.25 in. touchscreen display	4.5 in. digital display	4.5 in. digital display
SUSPENSION	Front suspension	RAS™ X (39 in.) RAS™ RX (43 in.)	RAS™ X	RAS X	RAS X	RAS X	RAS X
	Front shock	KYB PRO 36 EA-3	KYB 36	KYB 36 Plus	KYB 36	KYB 36	Motion Control
	Rear suspension	cMotion X	cMotion X	uMotion	uMotion	uMotion	uMotion
	Center shock	KYB PRO 40 EA-3	KYB 36	KYB 36 Plus	KYB 36	KYB 36	Motion Control
	Rear shock	KYB PRO 40 EA-3	KYB 36	KYB PRO 36 EA-3	ACS (Air Control Suspension)	KYB 36	KYB 36
ROTX ENGINE	Engine	850 E-TEC® Turbo R with WIS 850 E-TEC®	600RR E-TEC®	850 E-TEC® 900 ACE™ Turbo R	900 ACE™ Turbo R	900 ACE™ Turbo 900 ACE™	900 ACE™
	Fuel tank (L)	36	36	42	36	42	36
TRACK	Length x Width x Profile (in.)	39 in. ski stance: PowderMax!: 146 x 16 x 2.0 154 x 16 x 2.5 43 in. ski stance: Ice Storm 150: 146 x 15 x 1.5	PowderMax!: 146 x 16 x 2.0	Silent Cobra WT: 154 x 20 x 1.8	Ice Crosscut: 154 x 20 x 1.5 Silent Cobra WT: 154 x 20 x 1.8	PowderMax: 154 x 16 x 2.0 (900 ACE opt. only) Crosscut: 154 x 20 x 1.5 Silent Cobra SWT: 154 x 24 x 1.5	Charger: 154 x 16 x 1.5
	Ski stance	1,000 / 39 (adjustable) 1,090 / 43 (adjustable)	1,000 / 39 (adjustable)	1,000 / 39 (adjustable)	1,000 / 39 (adjustable)	1,000 / 39 (adjustable)	1,000 / 39 (adjustable)
OVERALL DIMENSIONS (mm/in.)	Length	3,174 / 125 (146) 3,284 / 129.3 (154)	3,174 / 125	3,295 / 129.7	3,278 / 129.1	3,278 / 129.1	3,310 / 130.3
	Width	1,160 / 45.7 (adjustable, 39 in.) 1,211 / 47.8 (adjustable, 43 in.)	1,160 / 45.7 (adjustable)	1,170 / 46.1	1,170 / 46.1	1,155 / 45.5 (16 in.) 1,170 / 46.1 (20 in.) 1,220 / 47.7 (24 in.)	1,155 / 45.5
	Height	1,283 / 50.5	1,283 / 50.5	1,285 / 50.6	1,562 / 61.5	1,562 / 61.5	1,562 / 61.5
	By engine (kg)	850 E-TEC Turbo R: 226 850 E-TEC: 215 (146 in.) 218 (154 in.)	211	850 E-TEC: 268 900 ACE Turbo R: 282	311	900 ACE Turbo: 303 (20 in.) 315 (24 in.) 900 ACE: 250 (16 in.) 292 (20 in.) 303 (24 in.)	249
ESTIMATED DRY WEIGHT							

2027 SPECIFICATIONS		TRAIL				
		MXZ				GRAND TOURING
		 X-RS	 X-RS WITH COMPETITION PACKAGE	 NEO +	 200	 SPORT
COLOR		Circuit Yellow - 20th Anniversary	Circuit Yellow - 20th Anniversary	Neo Yellow	Neo Yellow	Neo Yellow
FEATURES	Platform	REV® Gen5	REV® Gen5	REV® Gen5	Youth	REV® Gen5
	Headlights	Premium high-performance LED	Premium high-performance LED	High-performance LED	Halogen	High-performance LED
	Skis	Pilot RX	Pilot RX	Pilot 5.7		Pilot DS 2
	Seating	Trail narrow - performance	Trail narrow - performance	Trail narrow ultra-compact		Trail wide 2-up
	Handlebar	Tapered with J-hooks / Transparent handguards	Tapered with J-hooks / Transparent handguards	Narrow with J-hooks / Transparent handguards	-	With J-hooks
	Starter	Electric Starter	850 E-TEC Turbo R: SHOT 600RR E-TEC: Manual	Electric Starter	Electric	Electric Starter
	Reverse	RER™	RER™	RER™	-	Mechanical
	Windshield height	Ultra-low	Ultra-low	Ultra-low deflector	Low	Ultra-high
GAUGE	Type	7.2 in. digital display (850 E-TEC) 10.25 in. touchscreen display (600RR E-TEC)	7.2 in. digital display (600RR) 10.25 in. touchscreen display (850 Turbo R)	4.5 in. digital display		4.5 in. digital display
SUSPENSION	Front suspension	RAS RX	RAS RX	RAS X	A-arms	RAS X
	Front shock	KYB PRO 40 Integral KYB PRO Smart-Shox (850 E-TEC opt.)	KYB PRO 40 Integral Kashima	KYB 36	Hydraulic twin-tube	Motion Control
	Rear suspension	rMotion X	rMotion X (850 E-TEC Turbo R) rMotion X Competition (600RR E-TEC)	Neo	Slide rail, adjustable torsion spring	SC-5M
	Center shock	KYB PRO 40 EA-3	KYB PRO 40 Integral Kashima coated (600RR E-TEC) KYB PRO 40 EA-3 (850 E-TEC Turbo R)	Torsion Spring		Motion Control
	Rear shock	KYB PRO 40 Integral KYB PRO Smart-Shox (850 E-TEC opt.)	KYB PRO 40 Integral Kashima (600RR E-TEC) KYB PRO 40 Integral (850 E-TEC Turbo R)	Motion Control	Hydraulic twin-tube	KYB 36
ROTAX ENGINE	Engine	850 E-TEC® 600RR E-TEC®	850 E-TEC® Turbo R with WIS 600RR E-TEC®	600 EFI - 55	200	600 ACE™
	Fuel tank (L)	36	36	36	8.3	36
TRACK	Length x Width x Profile (in.)	Ice Ripper XT: 129 x 15 x 1.5 (600RR E-TEC) 137 x 15 x 1.5 (850 E-TEC)	Cobra (600RR E-TEC): 137 x 15 x 1.6 Ice Ripper XT (850 E-TEC Turbo R): 137 x 15 x 1.5	RipSaw <sup>1</sup> : 120 x 15 x 1.25	Cobra: 93 x 10 x 1.0	Silent RipSaw <sup>1</sup> : 137 x 15 x 1.25
OVERALL DIMENSIONS (mm/in.)	Ski stance	1,090 / 43 (adjustable)	1,090 / 43 (adjustable)	1,000 / 39 (adjustable)	775 / 30.5 (adjustable)	1,090 / 43 (adjustable)
	Length	2,925 / 115.2 (129) 3,038 / 119.6 (137)	3,038 / 119.6	2,880 / 113.4	2,134 / 84	3,127 / 123.1
	Width	1,211 / 47.8 (adjustable)	1,211 / 47.8 (adjustable)	1,157 - 1,202 / 45.6 - 47.3	914 / 36	1,217 / 47.9
	Height	1,267 / 49.9	1,267 / 49.9	1,060 / 41.7	864 / 34	1,513 / 59.6
ESTIMATED DRY WEIGHT	By engine (kg)	850 E-TEC: 229 600RR E-TEC: 220	850 E-TEC Turbo R: 236 600RR E-TEC: 220	192	98	231

2027 SPECIFICATIONS		TRAIL			UTILITY		
		RENEGADE			TUNDRA	SKANDIC	
							
	X-RS	ADRENALINE	SPORT	LE	LE	SPORT	
COLOR		Circuit Yellow - 20th Anniversary Black	Black	Neo Yellow	Black / Orange Crush	Black / Orange Crush	Neo Yellow
FEATURES	Platform	REV® Gen5	REV® Gen5	REV® Gen5	REV® Gen5	REV® Gen5	REV® Gen5
	Headlights	Premium high-performance LED	High-performance LED	High-performance LED	High-performance LED	High-performance LED	High-performance LED
	Skis	Pilot RX	Pilot RX	Pilot DS 2	Pilot DS 2	Pilot 7.4	Pilot 7.4
	Seating	Trail wide	Trail wide	Trail narrow compact	Trail narrow compact	WideTrack 2-up	WideTrack 1-up
	Handlebar	Tapered with J-hooks / Transparent handguards	With J-hooks	With J-hooks	With J-hooks / Grab handle	With J-hooks / Grab handle	With J-hooks
	Starter	Electric Starter	Electric Starter	Electric Starter	Electric Starter	Electric Starter	Electric Starter
	Reverse	Electro-mechanical	Mechanical	Mechanical	RER™ (600 EFI) Mechanical (600 ACE™)	Electro-mechanical	RER™
	Windshield height	Low	Medium	Low	Low	Ultra-high with mirrors	Low
GAUGE	Type	10.25 in. touchscreen display	4.5 in. digital display	4.5 in. digital display	4.5 in. digital display	4.5 in. digital display	4.5 in. digital display
SUSPENSION	Front suspension	RAS RX	RAS RX	RAS X	LTS	LTS	LTS
	Front shock	KYB PRO 36 EA-3 KYB PRO Smart-Shox (opt.)	KYB 36	Motion Control	Motion Control	Motion Control	Motion Control
	Rear suspension	rMotion X	rMotion X	SC-5M	uMotion	uMotion	uMotion
	Center shock	KYB PRO 40 EA-3	KYB 36	Motion Control	Motion Control	Motion Control	Motion Control
	Rear shock	KYB PRO 40 EA-3 KYB PRO Smart-Shox (opt.)	KYB 36	KYB 36	KYB 36	KYB 36	KYB 36
ROTAX ENGINE	Engine	900 ACE™ Turbo R	900 ACE™	600 ACE™	600 EFI – 85 600 ACE™	900 ACE™	600 EFI – 85
	Fuel tank (L)	36	36	36	36	42	42
TRACK	Length x Width x Profile (in.)	Ice Ripper XT: 137 x 15 x 1.5	RipSaw†: 137 x 15 x 1.25	RipSaw†: 137 x 15 x 1.25	Charger: 154 x 16 x 1.5	Crosscut: 154 x 20 x 1.5 Silent Cobra SWT: 154 x 24 x 1.5	Utility WT 154 x 20 x 1.25
OVERALL DIMENSIONS (mm/in.)	Ski stance	1,090 / 43 (adjustable)	1,090 / 43 (adjustable)	1,090 / 43 (adjustable)	813 / 32	889 / 35	889 / 35
	Length	3,038 / 119.6	3,038 / 119.6	3,038 / 119.6	3,259 / 129.3	3,222 / 126.9	3,259 / 129.3
	Width	1,211 / 47.8 (adjustable)	1,211 / 47.8 (adjustable)	1,217 / 47.9	994 / 39.1	1,089 / 42.8	1,089 / 42.8
	Height	1,267 / 49.9	1,267 / 49.9	1,267 / 49.9	1,513 / 59.6	1,513 / 59.6	1,369 / 53.9
ESTIMATED DRY WEIGHT	By engine (kg)	245	227	211	600 EFI – 85: 216 600 ACE: 227	291 (20 in.) 300 (24 in.)	252



**ACCESSORIES**



## // ACCESSORIES

<b>37</b>	<i>PLATFORM/ACCESSORY FIT GUIDE</i>	<b>88</b>	<i>ELECTRICAL</i>
<b>38</b>	<i>LinQ ACCESSORIES</i>	<b>92</b>	<i>ADJUSTABLE RISERS &amp; EXTENSION KITS</i>
<b>49</b>	<i>FUEL &amp; OIL CADDIES</i>	<b>97</b>	<i>BUMPERS, HITCHES &amp; WINCHES</i>
<b>50</b>	<i>STORAGE</i>	<b>105</b>	<i>SLEIGH, RACKS &amp; HOLDERS</i>
<b>64</b>	<i>SEATS &amp; BACKRESTS</i>	<b>109</b>	<i>PROTECTION &amp; REINFORCEMENT</i>
<b>71</b>	<i>TOE-HOLDS, FOOTRESTS &amp; KNEE PADS</i>	<b>112</b>	<i>SUSPENSION &amp; SHOCK KITS</i>
<b>73</b>	<i>HANDGUARDS &amp; HANDLEBARS</i>	<b>115</b>	<i>PREFILTERS &amp; VENT KITS</i>
<b>76</b>	<i>WINDSHIELDS &amp; WIND PROTECTION</i>	<b>117</b>	<i>COOLING &amp; LUBRICATION</i>
<b>84</b>	<i>YOUTH</i>	<b>119</b>	<i>COVERS &amp; TRAILERING</i>
<b>85</b>	<i>MIRRORS</i>	<b>122</b>	<i>GARAGE &amp; TRUCK SLED DECKS</i>
<b>86</b>	<i>LED LIGHTS</i>		

---

## **SKI-DOO ACCESSORIES LIMITED WARRANTY\***

### **// 2 YEARS ON BRP ACCESSORIES**

\*Purchased at an authorized BRP dealership/distributor or on a BRP-authorized online store. Other exclusions may apply, see complete limited warranty or contact your Ski-Doo authorized dealer. Unless otherwise stipulated or required by law, this limited warranty does not apply to factory-installed accessories.

# GET THE RIGHT ACCESSORIES FOR YOUR SLED

You'll see a list of platforms like REV Gen5 and REV Gen4 (Narrow and Wide), REV-XP, REV-XS, REV-XM and REV-XU after the descriptions in this catalog; these indicators tell you which accessories fit your snowmobile.

Use this chart to find the platform you're riding and choose the right items to personalize your ride.



## 2027

MODEL	PLATFORM	SEGMENT	BODYWORK	ENGINE	SUSPENSION	TRACK		TUNNEL	
						WIDTH	LENGTH	WIDTH	LENGTH
<b>FREERIDE™</b>	REV Gen5	Deep Snow	Deep Snow	2-stroke	A-arm	15"	146" - 154"	16"	146"-154" (Super short)
<b>SUMMIT®</b> <small>[Except NEO models]</small>			Deep Snow	2-stroke		16"	146" - 165"	16"	146"-165" (Short) 154"-165" (Super short)
<b>NEO</b>		Trail Deep Snow	Narrow	2-stroke		14" and 15"	120" - 146"	16"	120" - 146" (Regular)
<b>BACKCOUNTRY™</b>		Trail Crossover	Narrow	2-stroke		15" and 16"	146" - 154"	16"	146" - 154" (Regular)
<b>MXZ®</b> <small>[Except Mini Z &amp; NEO models]</small>			Narrow	2-stroke		15"	129" - 137"	16"	129" - 137" (Regular)
<b>RENEGADE®</b>			Wide	2- & 4-stroke		15"	137"	16"	137" (Regular)
<b>GRAND TOURING</b>			Wide	2- & 4-stroke		15"	137"	16"	137" (Regular)
<b>EXPEDITION®</b>			Wide	2- & 4-stroke		16", 20" and 24"	154"	16", 20" and 24"	154" (Regular)
<b>ELECTRIC</b>			Narrow	Electric		14" and 15"	120" - 137"	16"	120" - 137" (Regular)
<b>SKANDIC®</b>			Utility	Wide		2- & 4-stroke	LTS	20" - 24"	154"
<b>TUNDRA™</b>		Wide		2- & 4-stroke	15" - 16"	146" - 154"		16"	146" - 154" (Regular)

## 2026

MODEL	PLATFORM	SEGMENT	BODYWORK	ENGINE	SUSPENSION	TRACK		TUNNEL		
						WIDTH	LENGTH	WIDTH	LENGTH	
<b>FREERIDE™</b>	REV Gen5	Deep Snow	Deep Snow	2-stroke	A-arm	15"	146" - 165"	16"	146" (Short) 154" - 165" (Super short)	
<b>SUMMIT®</b>			Deep Snow	2-stroke		16"	146" - 165"	16"	146" - 154" (Regular) 146" - 165" (Short) 154" - 165" (Super short)	
<b>NEO</b>		Trail	Narrow	2-stroke		14" and 15"	120" - 146"	16"	120" - 146" (Regular)	
<b>BACKCOUNTRY™</b>		Trail Crossover	Narrow	2-stroke		15" and 16"	146" - 154"	16"	146" - 154" (Regular)	
<b>MXZ®</b> <small>[*Except 120/200 &amp; NEO models]</small>			Narrow	2-stroke		15"	129" - 137"	16"	129" - 137" (Regular)	
<b>RENEGADE®</b>			Wide	2- & 4-stroke		15"	137"	16"	137" (Regular)	
<b>GRAND TOURING</b>			Wide	2- & 4-stroke		15"	137"	16"	137" (Regular)	
<b>EXPEDITION®</b>			Wide	2- & 4-stroke		16", 20" and 24"	154"	16", 20" and 24"	154" (Regular)	
<b>ELECTRIC</b>			Narrow	Electric		14" and 15"	120" - 137"	16"	120" - 137" (Regular)	
<b>SKANDIC®</b>			REV Gen4	Utility		Wide	2- & 4-stroke	LTS	20" - 24"	154"
<b>TUNDRA™</b>		Wide			2- & 4-stroke	15" - 16"	146" - 154"		16"	146" - 154" (Regular)

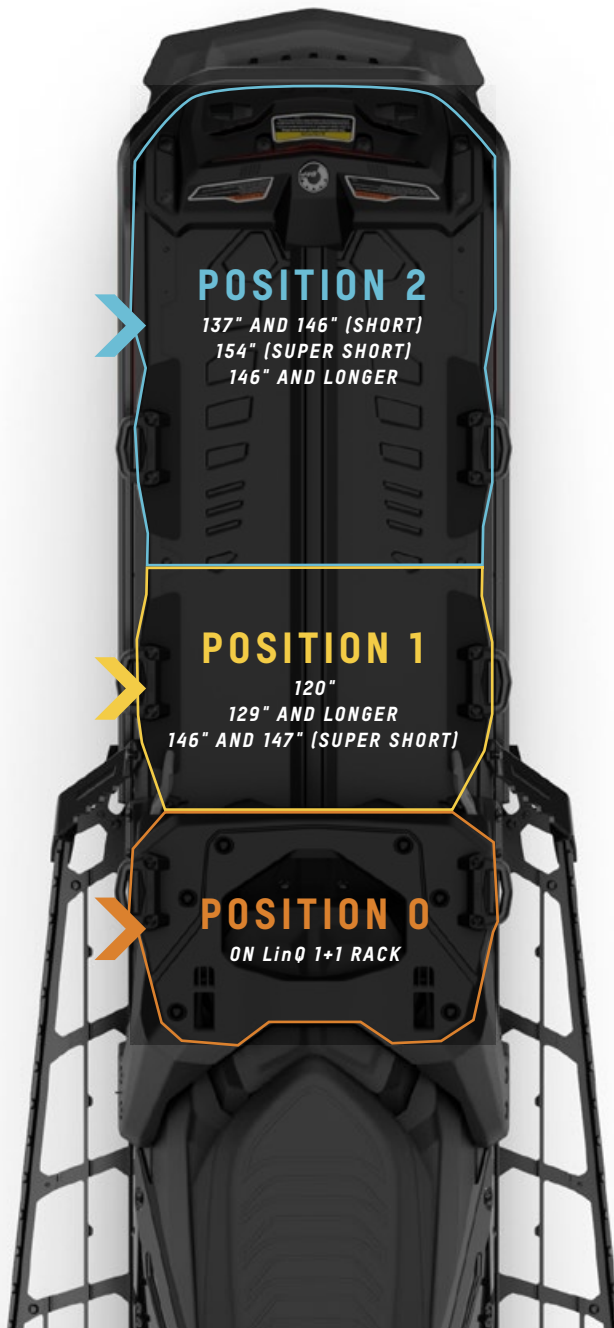
# LINQ SYSTEM ACCESSORIES

## // FAST, EASY AND SECURE

A BRP EXCLUSIVE, LinQ IS A TOOLLESS SYSTEM FOR NEAR-INSTANT INSTALLATION OF ACCESSORIES.

- LinQ accessories to transform your machine to fit the moment.
- No tools needed: quickly install and remove accessories by hand.
- Stylish, fully integrated solution to your cargo needs.
- Sturdy mounting system that holds up on every terrain.

### 16" TUNNEL POSITIONS



#### POSITION 2

137" AND 146" (SHORT)  
154" (SUPER SHORT)  
146" AND LONGER



#### POSITION 1

120"  
129" AND LONGER  
146" AND 147" (SUPER SHORT)

#### POSITION 0

ON LinQ 1+1 RACK

LinQ is the industry standard in fast, secure and easy accessory attachment. Here's how you can use multiple LinQ items together to create the perfect ride.

SIMPLE LinQ		<b>LinQ OIL CADDY – 3.78 L</b> 860202445
		<b>LinQ FUEL CADDY – 11 L</b> 860202247
		<b>LinQ STACKABLE FUEL CADDY – 14.5 L</b> 860202246
		<b>LinQ FUEL CADDY – 20 L</b> 715007822
		<b>LinQ TRAIL EXPANDABLE BAG – 17 L</b> 860202895
		<b>LinQ DEEP SNOW PRO LIGHTWEIGHT BAG – 20 L</b> 860202620
		<b>LinQ DEEP SNOW BAG – 20 L</b> 860202787
		<b>LinQ SR21 TUNNEL BAG – 21 L</b> 860202449
		<b>LinQ DEEP SNOW EXPANDABLE BAG – 23.5 L</b> 860202878
		<b>LinQ TRAIL PRO BAG – 30 L</b> 860203038
		<b>LinQ ROLL-TOP BAG – 40 L</b> 715008110
		<b>LinQ URBAN BAG – 40 L</b> 219401026
		<b>LinQ UTILITY BAG – 50 L</b> 860202907

**16" – REV GEN5 AND REV GEN4 VEHICLE TUNNEL CONFIGURATIONS**

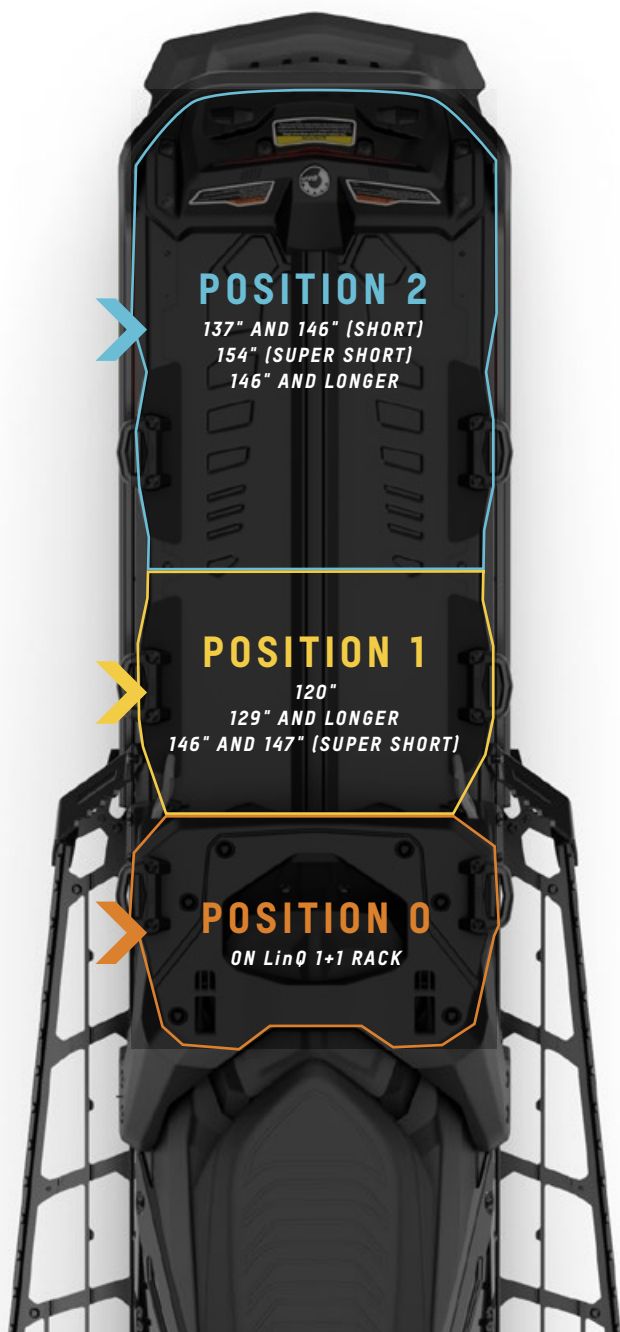
	POSITION 0 <i>ON LinQ 1+1 RACK</i>	POSITION 1		POSITION 2		ON TOP OF LinQ STACKABLE FUEL CADDY – 14.5 L	FIT BEHIND POSITION 1 ACCESSORY ON THE POSITION 2
		120"	129" AND LONGER 146" AND 147" (SUPER SHORT)	137", 146" (SHORT) AND 154" (SUPER SHORT)	146" AND LONGER		
	NO	YES	YES	YES (except 146S)	YES	YES	860202445 860203038 860202620 860202451 860202208 860202895 860202878 860202907
	NO	YES	YES	EXCEEDS MAX CAPACITY		NO	860202445 860202451 860202208 860202895
	NO	YES	YES	EXCEEDS MAX CAPACITY		NO	860202445 860202451 860202208 860202895
	EXCEEDS MAX CAPACITY	EXCEEDS MAX CAPACITY		EXCEEDS MAX CAPACITY		EXCEEDS MAX CAPACITY	EXCEEDS MAX CAPACITY
	YES	YES	YES	YES (except 146S)	YES	YES	860202445 860203038 860202620 860202451 860202208 860202895 860202907
	YES	NO	YES	NO	YES	YES	860202445 860202451 860202895
	YES	NO	YES	NO	YES	YES	
	YES	YES	YES*	YES (except 146S and 154SS)	YES	YES*	860202445
	YES	YES	YES	YES (except 146S)	YES	YES	860202445 860202451 860202895 860202208
	YES	NO	YES	NO	YES	YES	860202445 860202451 860202895
	YES	NO	YES	NO	YES	YES*	NO
	YES	NO	YES	NO	YES	YES*	860202445 860203038 860202620 860202451 715005494 860202208 860202895 860202878 860202907
	NO	NO	YES	NO	YES	NO	860202895

\*Not compatible with 1+1 Rack and Trail LinQ 1+1 Seat with Backrest.  
See more on next pages.



# STACKABLE LinQ DECK ACCESSORY COMPATIBILITY CHART

## 16" TUNNEL POSITIONS



SIMPLE LinQ	 <b>LinQ MODULAR CARGO BOX – 10 L</b> 715005494
	 <b>LinQ THERMAL BOX – 16 L</b> 219400964
	 <b>LinQ TOOL BOX – 19 L</b> 715008111
	 <b>LinQ UNIVERSAL RACK</b> 860202208
DOUBLE LinQ	 <b>LinQ SLIM WATERPROOF TUNNEL BAG – 26 L</b> 860202451
	 <b>LinQ ADVENTURE TUNNEL BAG – 40 L</b> 860202444
	 <b>LinQ CARGO BOX – 40 L</b> 860202442
	 <b>LinQ SPORT UTILITY CARGO BOX – 60 L</b> 860203020
	 <b>LinQ CARGO BOX – 62 L</b> 860202446
 <b>LinQ ADVENTURE CARGO BOX – 90 L</b> 860202759	
EDGE MOUNT	 <b>LinQ SNOWBOARD/SKI RACK</b> 860202741
	 <b>LinQ SADDLEBAGS – 23 L</b> 860202621

**16" – REV GEN5 AND REV GEN4 VEHICLE TUNNEL CONFIGURATIONS**

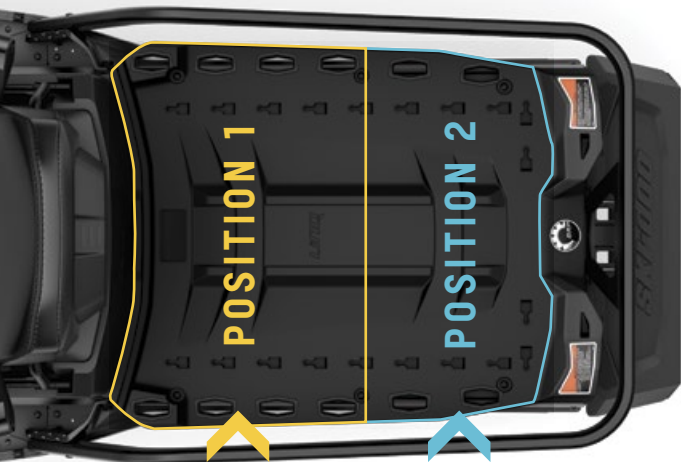
	POSITION 0 <i>ON LinQ 1+1 RACK</i>	POSITION 1		POSITION 2		ON TOP OF LinQ STACKABLE FUEL CADDY – 14.5 L	FIT BEHIND POSITION 1 ACCESSORY ON THE POSITION 2
		120"	129" AND LONGER 146" AND 147" (SUPER SHORT)	137", 146" (SHORT) AND 154" (SUPER SHORT)	146" AND LONGER		
	NO	NO	YES	NO	YES	NO	860202445 860203038 860202620 860202451 860202208 860202895 860202878
	NO	NO	YES*	EXCEEDS MAX CAPACITY		NO	860202445 860202451 860202208 860202895 860202878
	NO	NO	YES*	EXCEEDS MAX CAPACITY		NO	860202445 860203038 860202620 860202451 860202208 860202895 860202878
	NO	YES	YES	YES (except 146S)	YES	NO	860202445 860203038 860202620 860202451 715008110 715005494 860202449 219401026 860202208 860202895 860202878 860202907
	NO	YES 137 and up (except 146 and 147 super short tunnel)		YES 137 and up (except 146 and 147 super short tunnel)		NO	NO
	NO	YES 137 and up (except 146 short and 146 and 147 super short tunnels)		YES 137 and up (except 146 short and 146 and 147 super short tunnels)		NO	NO
	NO	YES 137 and up (except 146 and 147 super short tunnel)		YES 137 and up (except 146 and 147 super short tunnel)		NO	NO
	NO	YES 137 and up (except 146 short and 146 and 147 super short tunnels)		YES 137 and up (except 146 short and 146 and 147 super short tunnels)		NO	NO
	NO	YES 137 and up (except 146 short and 146 and 147 super short tunnels)		YES 137 and up (except 146 short and 146 and 147 super short tunnels)		NO	NO
	NO	YES 146 and up (except 146 short tunnel)		YES 146 and up (except 146 short tunnel)		NO	NO
	NO	YES 137 and up		YES 137 and up		NO	NO
	NO	YES 137 and up		YES 137 and up		NO	NO



## STACKABLE LinQ DECK ACCESSORY COMPATIBILITY CHART

Level up and double your storage with the Stackable LinQ Deck. Carries up to 50 lb (22 kg) of gear by duplicating positions 1 and 2 of the tunnel area 14.75" (375 mm) above it. The composite construction uses steel, aluminum and polypropylene in a robust design for long life. When the secure latch system is released, the deck is held open by a gas strut for easy access to the cargo below it. Depending on seat configuration, accessories can be left on the deck when opening.

### 20" AND 24" TUNNEL POSITIONS ON MULTI LinQ PLATE



SIMPLE LinQ		<b>LinQ OIL CADDY – 3.78 L</b> 860202445
		<b>LinQ FUEL CADDY – 11 L</b> 860202247
		<b>LinQ STACKABLE FUEL CADDY – 14.5 L</b> 860202246
		<b>LinQ FUEL CADDY – 20 L</b> 715007822
		<b>LinQ TRAIL EXPANDABLE BAG – 17 L</b> 860202895
		<b>LinQ DEEP SNOW PRO LIGHTWEIGHT BAG – 20 L</b> 860202620
		<b>LinQ DEEP SNOW EXPANDABLE BAG – 23.5 L</b> 860202878
		<b>LinQ SR21 TUNNEL BAG – 21 L</b> 860202449
		<b>LinQ TRAIL PRO BAG – 30 L</b> 860203038

**20" AND 24" – REV GEN5 AND REV GEN4 VEHICLE TUNNEL CONFIGURATIONS**

FULL WEIGHT CAPACITY		On LinQ Rear Cargo Rack (860201800)	On Multi LinQ Plate		On Stackable LinQ Deck		FIT BEHIND POSITION 1 ACCESSORY ON THE POSITION 2	
			POSITION 0	POSITION 1	POSITION 2 283 MM AND 350 MM	POSITION 1	POSITION 2 283 MM AND 350 MM	283 MM
kg	lb							
5.3	11.7	NO	YES	YES	YES	YES		All
10.8	23.8	NO	NO	YES	YES	YES		All except 860202449
14.9	32.8	NO	YES	YES	YES	YES		All except 860202247 and 860202449
18.1	39.9	NO	YES	YES	YES	YES		All
4	8.7	YES	YES	YES	YES	YES		All
6.3	14	YES	YES	YES	YES	YES		All
6.5	14.4	YES	YES	YES	YES	YES		All
4.2	9.1	NO	NO	YES	YES	YES		860202445 860203038 860202620 860202208
6.3	14	YES	YES	YES	YES	YES		All

\*Not compatible with 1+1 Rack or Trail LinQ 1+1 Seat with Backrest.  
See more on next pages.



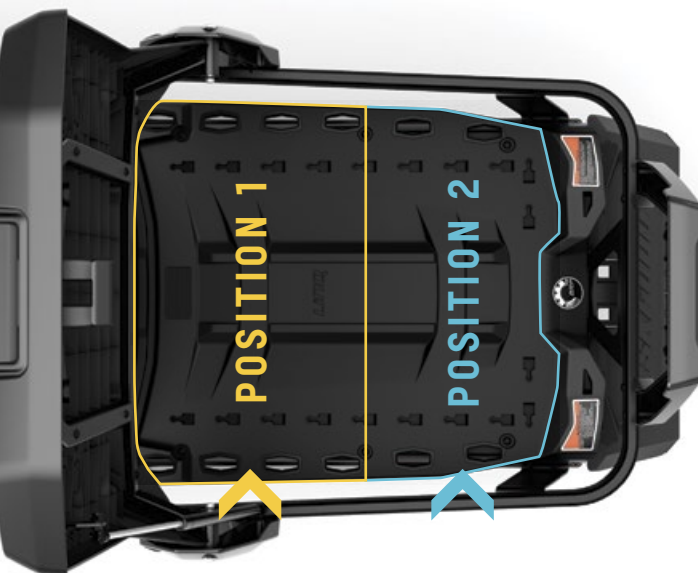
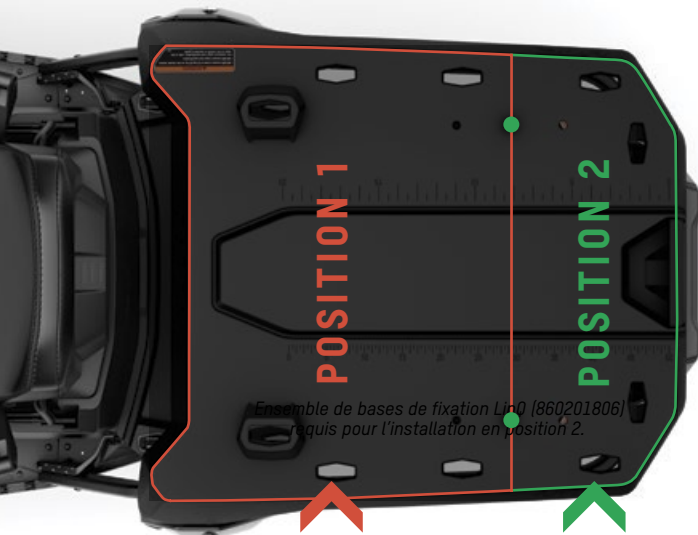
# STACKABLE LinQ DECK ACCESSORY COMPATIBILITY CHART

**Important:**

- Top deck maximum weight capacity: 50 lb [22 kg].
- Top + bottom maximum weight capacity: 100 lb [44 kg] total.
- Loading recommendation: Always position the heaviest accessory closer to the front in position 1 under the deck and the lightest accessories on top of the deck.
- We recommend changing the stock rear springs for stiffer springs when installing the Stackable LinQ Deck.

## 20" AND 24" TUNNEL POSITIONS ON STACKABLE LinQ DECK

● Requires LinQ Cargo Base Kit (860201806) for installation of an accessory using position 2.



SIMPLE LinQ		<b>LinQ ROLL-TOP BAG – 40 L</b> 715008110
		<b>LinQ URBAN BAG – 40 L</b> 219401026
		<b>LinQ UTILITY BAG – 50 L</b> 860202907
		<b>LinQ MODULAR CARGO BOX – 10 L</b> 715005494
		<b>LinQ THERMAL BOX – 16 L</b> 219400964
		<b>LinQ TOOL BOX – 19 L</b> 715008111
		<b>LinQ UNIVERSAL RACK</b> 860202208
DOUBLE LinQ		<b>LinQ SLIM WATERPROOF TUNNEL BAG – 26 L</b> 860202451
		<b>LinQ ADVENTURE TUNNEL BAG – 40 L</b> 860202444
		<b>LinQ CARGO BOX – 40 L</b> 860202442
		<b>LinQ SPORT UTILITY CARGO BOX – 60 L</b> 860203020
		<b>LinQ CARGO BOX – 62 L</b> 860202446
		<b>LinQ ADVENTURE CARGO BOX – 90 L</b> 860202759






**20" AND 24" – REV GEN5 AND REV GEN4 VEHICLE TUNNEL CONFIGURATIONS**

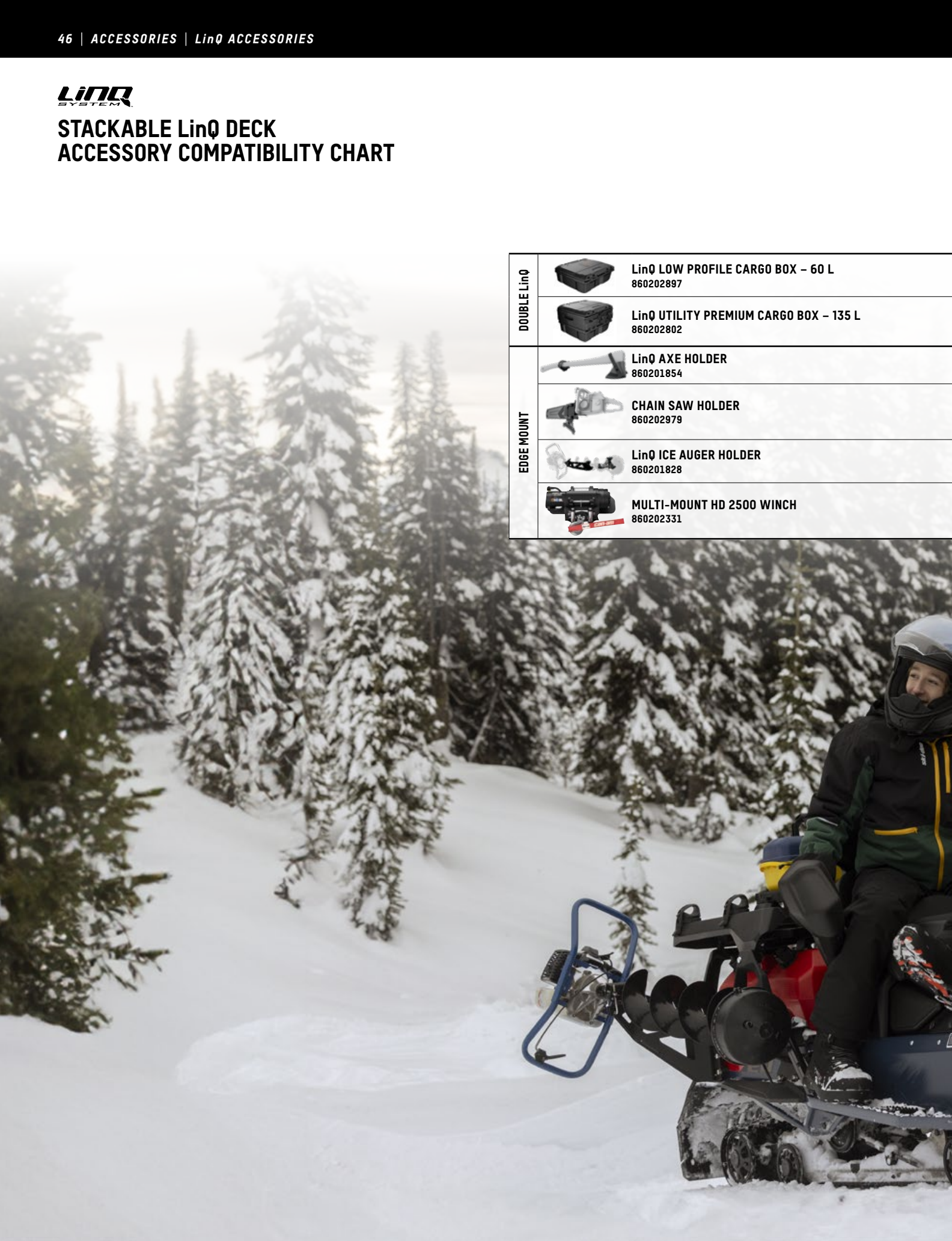
FULL WEIGHT CAPACITY		On LinQ Rear Cargo Rack (860201800)	On Multi LinQ Plate		On Stackable LinQ Deck		FIT BEHIND POSITION 1 ACCESSORY ON THE POSITION 2	
		POSITION 0	POSITION 1	POSITION 2 283 MM AND 350 MM	POSITION 1	POSITION 2 283 MM AND 350 MM	283 MM	350 MM
kg	lb							
6.1	13.5	NO	YES	YES	YES	YES	NO	860202445 860203038 860202208
6.9	15.3	NO	NO	YES (except 350 mm)	YES	YES	860202445 860203038 860202620 860202451 715005494 860202208	All
18.9	41.6	NO	NO	NO	YES	YES	860202895	All except 860202247 and 860202449
12	26.5	NO	YES	YES	YES	YES	860202445 860203038 860202620 860202451 860202208 860202895 860202878	All
20	44.1	NO	YES	YES (except 350 mm)	YES	YES	860202445 860202451 860202208	All
12.1	26.7	NO	YES	YES	YES	YES	860202445 860203038 860202620 860202451 860202208 860202895 860202878	All
17.1	37.6	NO	YES	YES	YES	YES	860202445 860203038 860202620 860202451 715008110 715005494 860202449 219401026 860202208 860202895 860202878 860202907	All
5.2	11.5	NO	YES (except 350 mm)	YES (except 350 mm)	YES (except 350 mm)	YES (except 350 mm)	NO	NO
7.7	17.1	NO	YES (except 350 mm)	YES (except 350 mm)	YES (except 350 mm)	YES (except 350 mm)	NO	NO
17.6	38.8	NO	YES** (except 350 mm)	YES** (except 350 mm)	YES (except 350 mm)	YES (except 350 mm)	NO	NO
19.8	43.7	NO	YES** (except 350 mm)	YES** (except 350 mm)	YES (except 350 mm)	YES (except 350 mm)	NO	NO
23.5	51.8	NO	YES** (except 350 mm)	YES** (except 350 mm)	EXCEEDS MAX CAPACITY	EXCEEDS MAX CAPACITY	NO	NO

\*\*Not compatible with Stackable LinQ Deck. See more on next pages.



## STACKABLE LinQ DECK ACCESSORY COMPATIBILITY CHART

DOUBLE LinQ		<b>LinQ LOW PROFILE CARGO BOX – 60 L</b> 860202897
		<b>LinQ UTILITY PREMIUM CARGO BOX – 135 L</b> 860202802
EDGE MOUNT		<b>LinQ AXE HOLDER</b> 860201854
		<b>CHAIN SAW HOLDER</b> 860202979
		<b>LinQ ICE AUGER HOLDER</b> 860201828
		<b>MULTI-MOUNT HD 2500 WINCH</b> 860202331



**20" AND 24" – REV GEN5 AND REV GEN4 VEHICLE TUNNEL CONFIGURATIONS**

FULL WEIGHT CAPACITY		On LinQ Rear Cargo Rack (860201800)	On Multi LinQ Plate		On Stackable LinQ Deck		FIT BEHIND POSITION 1 ACCESSORY ON THE POSITION 2		
		POSITION 0	POSITION 1	POSITION 2	POSITION 1	POSITION 2			
kg	lb			283 MM AND 350 MM			283 MM AND 350 MM	283 MM	350 MM
61.3	135	NO	YES** (except 283 mm)	YES** (except 283 mm)	YES** (except 283 mm)	YES** (except 283 mm)	YES** (except 283 mm)	NO	NO
61.3	135	NO	YES** (except 350 mm)	YES** (except 350 mm)	EXCEEDS MAX CAPACITY	EXCEEDS MAX CAPACITY	EXCEEDS MAX CAPACITY	NO	NO
0.4 + AXE WEIGHT	0.9 + AXE WEIGHT	SIDE ACCESSORY	BOTH SIDES	BOTH SIDES	BOTH SIDES	BOTH SIDES	BOTH SIDES		
4.4 + CHAINSAW WEIGHT	9.7 + CHAINSAW WEIGHT	REAR ACCESSORY	REAR**	REAR**	REAR**	REAR**	REAR**		
4.4 + AUGER WEIGHT	9.7 + AUGER WEIGHT	SIDE ACCESSORY	RIGHT SIDE	RIGHT SIDE	RIGHT SIDE	RIGHT SIDE	RIGHT SIDE		
13.1	29	SIDE ACCESSORY	LEFT SIDE	LEFT SIDE	LEFT SIDE	LEFT SIDE	LEFT SIDE		



\*\*Not compatible with Stackable LinQ Deck.



# FUEL & OIL CADDIES

## LinQ OIL CADDY – 3.78 L

REV Gen5, REV Gen4, XS, XM, XR, XP, XU

860202445



- 1 US gallon (3.78 liter) capacity.
- Can be used in position 1 or 2.
- Can be used on top of LinQ Stackable Fuel Caddy.
- Doesn't fit Grand Touring REV-XS.

## LinQ FUEL CADDY – 11 L

REV Gen5, REV Gen4, XS, XM, XR, XP, XU

860202247



- Quick, easy and secure installation with LinQ system.
- No-spill spout for easy use.
- 3 US gallon (11 liter) capacity.
- Meets the new latest Flame Mitigation Device (FMD) standard.
- Doesn't fit Grand Touring REV-XS.
- Cannot be used with Luggage Rack Reinforcement Plates (860200798).

## LinQ STACKABLE FUEL CADDY – 14.5 L

REV Gen5, REV Gen4, XU, XS, XM, XR

860202246



- Quick, easy and secure installation with LinQ system.
- No-spill spout for easy use.
- 3.7 US gallon (14.5 liter) capacity.
- Single LinQ tunnel bag or LinQ oil caddy stacks on top for more storage by adding an extra set of LinQ Cargo Base Kit (860201806).
- Meets the new latest Flame Mitigation Device (FMD) standard.
- Cannot be used with Luggage Rack Reinforcement Plates (860200798).
- Dimensions: 13" L x 19" W x 9" H.

## LinQ FUEL CADDY – 20 L

Fits all 20" and 24" tunnels

715007822



- Quick, easy and secure LinQ system installation.
- Spill-free spout for easy use.
- 5 US gallon (20 liter) capacity.
- Meets new Flame Mitigation Device (FMD) standard.
- Compatible with the Multi LinQ Plate for 20" and 24" tunnels.
- Not compatible with Ski-Doo 16" tunnels.
- Not compatible with Luggage Rack Reinforcement Plates (860200798).
- Dimensions: 12" L x 19" W x 12" H.

# STORAGE

## TUNNEL STORAGE

### LinQ TRAIL EXPANDABLE BAG – 17 L

REV Gen5, REV Gen4, XM, XS, XP, XR

860202895



- Semi-rigid expandable 2.2 to 4.5 US gallon (8.5 L to 17 L) LinQ tunnel bag.
- Compression-style bag allows secure storage of belongings.
- Premium look pairs well with the vehicle.
- Quick, easy and secure LinQ system installation.
- Attaches with one set of LinQ fasteners.
- Featuring inside mesh pocket to separate smaller items.

### LinQ DEEP SNOW EXPANDABLE BAG – 23.5 L

REV Gen5, REV Gen4

860202878



- Your go-to expandable 2.2 to 6.2 US gallon (8.5 L to 23.5 L) LinQ deep snow bag for use in the mountains.
- One-piece design keeps lid in place and prevents snow buildup under shovel.
- Features a shovel pocket on top for quick access and designed to prevent snow intrusion.
- Also features a saw pocket integrated into the shovel pocket for fast access.
- Two transparent pockets under the lid for keeping belongings easily accessible and organized.
- 2 velcro straps sewn into the interior liner to secure cargo.
- Brightly colored interior makes it easy to locate objects.
- Removable interior for easy cleaning.
- Carry handle for easy transport.
- Quick, easy and secure LinQ system installation.
- Suitable for positions 0, 1, 2 and above the LinQ Stackable Fuel Caddy – 14.5 L (860202246).

### LinQ DEEP SNOW PRO LIGHTWEIGHT BAG – 20 L

REV Gen5 [except MXZ Neo], REV Gen4 [except MXZ Neo], XU, XS, XM, XR

860202620



- Lightweight.
- Attaches with one set of LinQ fasteners.
- Suitable for positions 0, 1, 2 and above the LinQ Fuel Caddy – 14.5 L.
- 5.3 US gallon (20 liter) capacity.
- Compatible with Cover Lids 860202747, 860202789, 860202132 and 860202383.
- Pocket under the lid for quick and easy access.
- Brightly colored interior makes it easy to locate objects.
- Removable interior for easy cleaning.
- 3 removable dividers to organize cargo.

### DEEP SNOW PRO LIGHTWEIGHT BAG COVER LID

Fits on LinQ Deep Snow Bag, LinQ Slim Weather Resistant Tunnel Bag, LinQ Deep Snow Pro Bag and LinQ Trail Pro Bag

860202747



- Replacement Lid for the LinQ Deep Snow Pro Lightweight Bag – 20 L (860202620).
- Pocket under the lid for quick and easy access to smaller items.

### LinQ DEEP SNOW BAG – 20 L

REV Gen5 [except MXZ Neo], REV Gen4 [except MXZ Neo], XU, XS, XM, XR





860202787



- Lightweight.
- Attaches with one set of LinQ fasteners.
- Suitable for positions 0, 1, 2 and above the LinQ Fuel Caddy – 4 Gallons.
- 5.3 US gallon (20 liter) capacity.
- Compatible with Cover Lids 860202747, 860202789, 860202132 and 860202383.
- Shovel Holder System on the cover.
- Pocket under the lid for quick and easy access.
- Brightly colored interior makes it easy to locate objects.
- Removable interior for easy cleaning.
- 3 removable dividers to organize cargo.

<b>LinQ SLIM WATERPROOF TUNNEL BAG – 26 L</b>	REV Gen5 (137" and longer), REV Gen4 (137" and longer)	<b>860202451</b>
	<ul style="list-style-type: none"> <li>• Rigid bottom and top design.</li> <li>• Allows storage of removable snow flap.</li> <li>• Waterproof inner roll top.</li> <li>• Shovel can be stored while assembled on top of the bag.</li> <li>• 4.2 to 6.9 US gallon (16 to 26 liter) capacity.</li> <li>• Fits on the tunnel in positions 1 &amp; 2 and 2 &amp; 3.</li> </ul>	
<b>NEW LinQ TRAIL PRO BAG – 30 L</b>	REV Gen5 (except MXZ Neo), REV Gen4 (except MXZ Neo)	<b>860203038</b>
	<ul style="list-style-type: none"> <li>• The ultimate trail snowmobile bag.</li> <li>• Two transparent water-resistant pockets in bag base for keeping belongings extra dry and easy to locate.</li> <li>• Top lid includes additional 1.3 US gallons (5 liters) of quick access storage.</li> <li>• Easy pull zipper system.</li> <li>• Quick, easy and secure LinQ system installation.</li> <li>• Carry handle for easy transport.</li> <li>• Suitable for positions 0,1,2 and above the LinQ Stackable Fuel Caddy – 14.5 L (860202246).</li> </ul>	
<b>LinQ SR 21 TUNNEL BAG – 21 L</b>	REV Gen5, REV Gen4	<b>860202449</b>
	<ul style="list-style-type: none"> <li>• Semi-rigid expandable LinQ tunnel bag.</li> <li>• 5.5 US gallon (21 liter) capacity.</li> <li>• Can be installed on top of LinQ Stackable Fuel Caddy or behind seat.</li> <li>• Easy one-second on/off toolless system.</li> </ul>	
<b>LinQ SADDLEBAGS – 23 L</b>	REV Gen5 16" (except Grand Touring), REV Gen4 16" (except Grand Touring)	<b>860202621</b>
	<ul style="list-style-type: none"> <li>• Premium semi-rigid saddlebags use an independent LinQ mounting system.</li> <li>• Installed further forward than position 1.</li> <li>• Easy attachment and removal.</li> <li>• Can be used in conjunction with additional LinQ-mounted accessories at the same time.</li> <li>• 6 US gallon (23 liters) total capacity.</li> <li>• Brightly colored yellow interior makes it easy to locate objects.</li> </ul>	
<b>TRAIL PRO BAG COVER LID</b>	Fits on LinQ Slim Weather Resistant Tunnel Bag, LinQ Deep Snow Pro Bag and LinQ Trail Pro Bag	<b>860202383</b>
	<ul style="list-style-type: none"> <li>• Replacement cover for Trail Pro Bag.</li> <li>• Map holder and quick-access storage compartment on lid.</li> <li>• Mesh pocket under the lid for easy, quick access to smaller items.</li> </ul>	
<b>DEEP SNOW BAG COVER LID</b>	Fits on LinQ Deep Snow Bag, LinQ Deep Snow Pro Lightweight Bag, LinQ Deep Snow Pro Bag and LinQ Trail Pro Bag	<b>860202789</b>
	<ul style="list-style-type: none"> <li>• Replacement cover for Deep Snow Bag (860202787).</li> <li>• Improved Shovel Holder System on lid.</li> <li>• Mesh pocket under the lid for easy, quick access to smaller items.</li> </ul>	
<b>DEEP SNOW PRO BAG COVER LID</b>	Fits on LinQ Deep Snow Bag, LinQ Deep Snow Pro Lightweight Bag, LinQ Deep Snow Pro Bag and LinQ Trail Pro Bag	<b>860202132</b>
	<ul style="list-style-type: none"> <li>• Replacement cover for Deep Snow Pro Bag.</li> <li>• Improved Shovel Holder System on lid.</li> <li>• Mesh pocket under the lid for easy, quick access to smaller items.</li> </ul>	

## TUNNEL STORAGE

<b>LinQ ROLL-TOP BAG – 40 L</b>	REV Gen5 (except MXZ Neo), REV Gen4 (except MXZ Neo), XU	<b>715008110</b>	
	<ul style="list-style-type: none"> <li>Fully waterproof roll-top design secures gear tightly.</li> <li>10.6 US gallons (40 liters) of adjustable capacity.</li> <li>Heavy-duty rigid plastic base.</li> <li>Foam-lined bottom for additional protection.</li> <li>Integrated handle for easy transportation on and off the vehicle.</li> <li>Dimensions: 14" L x 19" W x adjustable H.</li> </ul>		
<b>LinQ URBAN BAG – 40 L</b>	REV Gen5 (except MXZ Neo), REV Gen4 (except MXZ Neo)	<b>219401026</b>	
	<ul style="list-style-type: none"> <li>Versatile LinQ storage solution with up to 10.5 US gallons (40 liters) of added storage.</li> <li>Heavy-duty construction with high-quality zippers and water-resistant outer shell.</li> <li>Easy-access large roll-top opening.</li> <li>Reversible integrated flap with water-resistant storage.</li> <li>Dimensions: 23" L x 14½" W x adjustable H.</li> <li>Integrated vehicle key holder.</li> <li>Waterproof removable liner with integrated pocket and laptop storage.</li> <li>Backpack Option includes adjustable, removable shoulder system, ergo-fitted back padding and lightweight shoulder system design.</li> </ul>		
<b>LinQ ADVENTURE TUNNEL BAG – 40 L</b>	REV Gen5 and REV Gen4 137" and longer	<b>860202444</b>	
	<ul style="list-style-type: none"> <li>10.6 US gallon (40 liter) capacity.</li> <li>Thermoformed hard base and semi-rigid sides and top.</li> <li>Cover can be removed for easier access.</li> <li>Multiple compartments, separators and fixation points for hooks or bungee cords.</li> <li>Inside goggle soft pocket.</li> </ul>		
<b>LinQ UTILITY BAG – 50 L</b>	REV Gen5 (except MXZ Neo), REV Gen4 (except MXZ Neo)	<b>860202907</b>	
	<ul style="list-style-type: none"> <li>Fully waterproof, semi-rigid, roll-top design bag secures gear tightly.</li> <li>Quick, easy and secure LinQ system installation on the tunnel, on the Multi LinQ plate or on top of some cargo boxes [860202759 and 860202802].</li> <li>Possibility to install two bags on Multi LinQ plate or on Stackable LinQ Deck [860202746]. The bag cannot be installed on the Multi LinQ plate if the LinQ Stackable Deck [860202746] is installed on the vehicle.</li> <li>11 US gallon (50 liter) capacity.</li> <li>Quick-release straps to easily access storage underneath.</li> </ul>		
<b>SLIM TUNNEL BAG WITH SOFT STRAPS – 15 L</b>	137" and longer with 1-up and 2-up seats (except XU 20" and 24" and XS)	<b>860202440</b>	
	<ul style="list-style-type: none"> <li>Low profile, positioned flat on tunnel, for convenient out-of-the-way storage.</li> <li>Easy-access full wrap-around zipper.</li> <li>Top-mount shovel pocket.</li> <li>4 US gallon (15 liter) capacity.</li> </ul>		
<b>TUNNEL BACKPACK WITH LinQ SOFT STRAP – 28 L</b>	137" and longer	<b>860200939</b> • Black <b>860200940</b> • Orange	
	<ul style="list-style-type: none"> <li>Includes a compartment for the Ski-Doo Shovel [860201919] and 2.8 m Avalanche Probe [520000408] (not included).</li> <li>Quick-disconnect system instantly transforms the bag into a backpack.</li> <li>7.4 US gallon (28 liter) capacity.</li> </ul>		
<b>TUNNEL BAG – 25 L</b>	REV-XP, XR, XM, XS, XU	<b>860200826</b>	
	<ul style="list-style-type: none"> <li>Uses our cleat and bag retaining system (Patent USD607,313).</li> <li>Innovative thermoformed tunnel bag, designed for a slick look and rigid structure.</li> <li>Chassis premarked for easier installation of bag on tunnel.</li> <li>6.6 US gallon (25 liter) capacity.</li> </ul>		

<b>TUNNEL BAG – 40 L</b>	REV-XP, XR, XS, XM, XU Tundra	<b>860200824</b>
	<ul style="list-style-type: none"> <li>• Includes a compartment for the Ski-Doo Shovel (860201919) (not included).</li> <li>• Chassis premarked for easier installation of bag on tunnel.</li> <li>• 10.6 US gallon (40 liter) capacity.</li> <li>• Extension provides more cargo space when required.</li> </ul>	
<b>CARGO BAG – 80 L</b>	REV Gen5, REV Gen4, XM, XP, XU, Backcountry, Freeride, Renegade, Summit, Tundra, 137" and up	<b>860200801</b>
	<ul style="list-style-type: none"> <li>• Rugged all-purpose utility design.</li> <li>• Sealed PVC construction.</li> <li>• 21 US gallon (80 liter) capacity.</li> <li>• Integrated attachment system.</li> <li>• Includes rain cover for added resistance to the elements.</li> <li>• Can also double as travel/duffle bag.</li> </ul>	
<b>EXTRA LARGE XU BAG – 150 L</b>	REV-XU Skandic, XU Expedition	<b>860201179*</b>
	<ul style="list-style-type: none"> <li>• Extra large 40 US gallon (150 liter) capacity bag shaped to fit utility model racks.</li> <li>• Weather-resistant polyester, includes compartment organizer.</li> </ul>	
<b>LinQ MODULAR CARGO BOX – 10 L</b>	REV Gen5 (except MXZ Neo), REV Gen4 (except MXZ Neo)	<b>715005494</b>
	<ul style="list-style-type: none"> <li>• 10 liters (2.6 gallons) of hard-sided modular storage capacity.</li> <li>• Heavy-duty construction with weather-resistant sealed lid.</li> <li>• Stackable with single LinQ bag or additional modular boxes for the ideal storage solution.</li> <li>• Dimensions: 19" L x 12½" W x 5" H.</li> </ul>	
<b>LinQ THERMAL BOX – 16 L</b>	REV Gen5 (except MXZ Neo), REV Gen4 (except MXZ Neo), XM, XS, XP, XU (except Grand Touring)	<b>219400964</b>
	<ul style="list-style-type: none"> <li>• Rotomolded design with 4.2 US gallon (16 liter) capacity.</li> <li>• High-quality foam insulation for optimal performance hot or cold.</li> <li>• Does not fit with 1+1 backrest.</li> <li>• Can contain twenty 355 ml cans.</li> <li>• Exterior dimensions: 13" L x 20" W x 10" H.</li> <li>• Interior dimensions: 9" L x 17" W x 7" H.</li> </ul>	
<b>LinQ TOOL BOX – 19 L</b>	REV Gen5 (except MXZ Neo), REV Gen4 (except MXZ Neo), XU, XM, XS, XP	<b>715008111</b>
	<ul style="list-style-type: none"> <li>• 5 US gallon (19 liter) capacity.</li> <li>• Weather-resistant design features a sealed cover.</li> </ul>	
<b>LinQ CARGO BOX – 40 L</b>	Fits 137" and longer (except all XU and XS models)	<b>860202442</b>
	<ul style="list-style-type: none"> <li>• Rigid molded plastic construction with integrated design.</li> <li>• Provides dry, safe storage.</li> <li>• 11 US gallon (40 liter) capacity.</li> </ul>	

\*While supplies last.

## TUNNEL STORAGE

## SR50 UTILITY BOX – 50 L

REV Gen5 20" and 24", REV Gen4 (Wide) 20" and 24"

860201939



- Replaces passenger seat in seconds for additional storage.
- Quick-release straps to easily access storage underneath.
- Waterproof to keep your cargo dry.
- 11 US gallon (50 liter) capacity.

**NEW** LinQ SPORT UTILITY CARGO BOX – 60 L

REV Gen5 137" and up (except Grand Touring, Expedition Sport and Expedition LE 16"), REV Gen4 137" and up (except Grand Touring and Expedition Sport)

860203020



- Premium injection molded box.
- Fits all 16" tunnels 137" and up (except 146 short, 146 super short and 147 super short tunnels).
- Top lid can be removed to provide an open box.
- 4 LinQ anchors (860201806) can be added on top of the lid to install 16" LinQ accessories or additional storage.
- 4 hook attachment points located in the bottom of the box to help secure cargo.
- Snow and water resistant.
- Dimensions: 9.4" L x 8.3" W x 5" H.
- Compatible with SSV 16" LinQ base and can be done by moving the toe-in with the pre-drilled holes in the cargo box.

## LinQ LOW PROFILE CARGO BOX – 60 L

REV Gen5 20" and 24", REV Gen4 20" and 24"

860202897



- A versatile premium rugged box that can be customized to rider's needs.
- Quick, easy and secure LinQ system installation on the Multi LinQ Plate.
- 15.9 US gallon (60 liter) capacity.
- Removable/lockable lid.
- 4 LinQ anchors (860201806) can be added on top of the lid to install 16" LinQ accessories or additional storage.
- Slots for plywood dividers molded into box to help organize cargo.
- 4 hook attachment points located in the bottom section of the box to help secure cargo.
- Snow- and water-resistant.
- Dimensions: 28" L x 26.5" W x 18" H.
- Multi LinQ Plate Retrofit Kit (860202133) required for REV Gen5 and REV Gen4 Skandic Sport.

## LinQ CARGO BOX – 62 L

REV Gen5 137" and up, REV Gen4 137" and up

860202446



- Standard on Grand Touring Limited model.
- Optional LinQ mounts can be added on top for even more capacity.
- 16.3 US gallon (62 liter) capacity.

## LinQ CARGO BOX BAG – 62 L

Fits within LinQ Cargo Box (860202446)

860201635



- Easy to take everything with you on arrival.
- 16.3 US gallon (62 liter) capacity.

## LinQ CARGO BOX TOP COVER

Fits with LinQ Cargo Box (860202446)

860201808 • Silver  
860201768 • Black

- Matches the color of the vehicle perfectly.

**CARGO BOX – 75 L**

REV-XU Skandic WT, SWT, Expedition SE, LE, Xtreme MY19 and prior

**860200395**

- 19.8 US gallon (75 liter) capacity.
- Made of durable polyethylene.
- Provides additional secure storage.
- Convenient flip top provides easy access to stored goods.
- Standard on SE 2019 and prior models.

**LinQ ADVENTURE CARGO BOX – 90 L**

REV Gen5 (146" and up), REV Gen4 (146" and up), XM (146" and up)

**860202759**

- Extra large 24 US gallon (90 liter) capacity.
- Uses 16" LinQ mounts in positions 1 and 2.
- Easy on and off.
- 2 LinQ anchors can be added on lid of box to install 16" LinQ accessories or additional storage.
- Rugged and tough rotomolded plastic construction.
- Not compatible with short tunnel.

**LinQ UTILITY PREMIUM CARGO BOX – 135 L**

REV Gen5 20" and 24", REV Gen4 20" and 24"

**860202802**

- A versatile premium rugged box that can be customized to the rider's needs.
- Can be divided into 2 main compartments by installing a plywood floor (not included).
- Can be opened independently/locked separately.
- Top lid can be moved to the bottom section for making a smaller box, like the LinQ Low Profile Cargo Box – 60 L (860202897).
- Quick, easy and secure LinQ system installation on the Multi LinQ Plate.
- Massive capacity of 36 US gallons (135 liters).
- 4 LinQ anchors (860201806) can be added on top of the lid to install 16" LinQ accessories or additional storage.
- Slots for plywood dividers molded into box to help organize cargo.
- 4 hook attachment points located in the bottom section of the box to help secure cargo.
- Integrated axe holder on one side.
- Snow- and water-resistant.
- Dimensions: 28" L x 26.5" W x 27" H.
- Multi LinQ Plate Retrofit Kit (860202133) required for REV Gen5 and REV Gen4 Skandic Sport.

**NEW LinQ CARGO ORGANIZER**

For 135 L Cargo Box and 60 L Low Profile Cargo Box

**860202876**

- Semi-rigid storage that mounts on the inner lid of the 36 US gallon (135 liter) storage box (860202802) and the 15.9 US gallon (60 liter) Low Profile Cargo Box (860202897).
- Attaches/removes easily using our new LinQ Nano attachment system.
- Designed to carry your ice fishing gear such as rods, tip-ups and basic tackle.
- Closed-cell foam inserts provides maximum protection for your gear.
- Can also be used for general secure storage for many other applications.
- Is also compatible with the LinQ Sport Utility Cargo Box – 60 L (860203020).








**MULTI LinQ PLATE RETROFIT KIT**







Skandic Sport

**860202133**

- Retrofit to add Multi LinQ Plate on Skandic Sport.
- Allows more LinQ configurations on the tunnel.
- Includes rear double light.

## SEAT STORAGE

<b>LinQ DEEP SNOW SEAT BOX</b>	REV Gen5 (Deep Snow) without electric starter	<b>860202668</b>	
	<ul style="list-style-type: none"> <li>• Low-profile integrated storage box utilizing the battery area.</li> <li>• Quick-release pins for easy install and removal.</li> <li>• Added storage capacity of 4.6 L with 10.25" CTD battery.</li> <li>• 5.5 L added capacity for a vehicle without battery.</li> <li>• Not compatible with the battery for electric starters.</li> </ul>	<ul style="list-style-type: none"> <li>• Same height as battery cover.</li> <li>• Allows use of LinQ tunnel accessories.</li> <li>• Not compatible with 1+1 Seat.</li> <li>• Compatible with REV Gen5 (Deep Snow) CVT belt.</li> <li>• Works with Deluxe Tool Kit (860202029) [not included].</li> </ul>	
<b>LinQ SEAT BAG – 4 L</b>	REV Gen5 (except Deep Snow, Expedition, Skandic, Tundra and Neo), REV Gen4 (Narrow, except Neo)	<b>860201355</b>	
	<ul style="list-style-type: none"> <li>• Integrated storage that stays out of the way.</li> <li>• 1 US gallon (4 liter) capacity.</li> <li>• Easy on/off.</li> <li>• Can be used with tunnel bags or fuel caddies.</li> </ul>	<ul style="list-style-type: none"> <li>• Vehicles with pull start require the Battery Cover (860201407).</li> <li>• Thermoformed hard-plastic base.</li> <li>• Compatible with models with 850 E-TEC Turbo R engine when used with the LinQ Ice Tank Cargo Base Kit (860203001).</li> </ul>	
<b>LinQ DEEP SNOW SEAT BAG – 5 L</b>	REV Gen4 Summit and Freeride (without battery)	<b>860201274</b>	
	<ul style="list-style-type: none"> <li>• 1.3 US gallon (5 liter) capacity.</li> <li>• Improved design with greater capacity than the LinQ Seat Bag (860201355).</li> <li>• Thermoformed hard-plastic base.</li> </ul>	<ul style="list-style-type: none"> <li>• Requires Low Profile Battery Compartment Cover (860201505).</li> </ul>	
<b>SEAT STORAGE BOX – 6 L</b>	REV Gen5 (except Deep Snow, Expedition, Skandic, Tundra and models with 850 E-TEC Turbo R engine and Grand Touring), REV Gen4 (Narrow)	<b>860202532</b>	
	<ul style="list-style-type: none"> <li>• Low-profile integrated storage box utilizing the battery area.</li> <li>• Added storage capacity of 0.4 US gallons (1.5 liters) with battery and 6 L for a vehicle without the battery.</li> <li>• Same height as battery cover.</li> </ul>	<ul style="list-style-type: none"> <li>• Rainproof liner included.</li> <li>• Works with Deluxe Tool Kit (860202029) [not included].</li> <li>• Allows use of LinQ tunnel accessories.</li> <li>• Does not work with 1+1 Seat.</li> </ul>	
<b>LinQ TRAIL SEAT BAG – 11 L</b>	REV Gen5 (except Deep Snow, Expedition, Skandic and Tundra), REV Gen4 (Narrow) MXZ, Backcountry and Renegade (except Sport models and MXZ Neo)	<b>860201275</b>	
	<ul style="list-style-type: none"> <li>• 2.9 US gallon (11 liter) capacity.</li> <li>• Thermoformed hard-plastic base, semi-rigid sides and top.</li> <li>• Vehicles with pull start require the Battery Cover (860201407).</li> </ul>	<ul style="list-style-type: none"> <li>• Compatible with models with 850 E-TEC Turbo R engine when used with the LinQ Ice Tank Cargo Base Kit (860203001).</li> </ul>	
<b>COMBO BAG – 30 L</b>	REV Gen4 (Wide) Renegade (except Renegade Sport)	<b>860201821</b>	
	<ul style="list-style-type: none"> <li>• Works with Comfort Seat (REV Gen4 (Wide)).</li> <li>• 6 US gallon (30 liter) capacity.</li> <li>• Provides additional storage while not using any tunnel space.</li> <li>• Compatible with LinQ tunnel accessories.</li> </ul>	<ul style="list-style-type: none"> <li>• Multiple compartments with easy access.</li> <li>• Thermoformed hard-plastic base, semi-rigid top and sides.</li> <li>• Waterproof inner lining.</li> </ul>	
<b>COMBO BAG – 31 L</b>	REV Gen5 (except Deep Snow, Expedition, Skandic, Tundra and models with 850 E-TEC Turbo R engine), REV Gen4 (Narrow), MXZ, Backcountry and Renegade (except Sport and Neo models)	<b>860201475</b>	
	<ul style="list-style-type: none"> <li>• 8.2 US gallon (31 liter) capacity.</li> <li>• Multiple compartments with easy access.</li> <li>• Thermoformed hard-plastic base, semi-rigid top and sides.</li> <li>• Vehicles with pull start require the Battery Cover (860201407).</li> </ul>		

<b>UNDER-SEAT STORAGE BAG – 11 L</b> 	REV Gen5 20" and 24", REV Gen4 (Wide) 20" and 24"	<b>860202767</b>	
<b>UNDER-SEAT STORAGE BAG</b> 	REV-XU Skandic and Expedition	<b>860201063*</b>	
<b>BATTERY COVER</b> 	REV Gen5 16" (Narrow) without battery (except Trail models with 850 Turbo R), REV Gen4 16" without battery <sup>1</sup> REV Gen5 16", REV Gen4 16" with battery <sup>2</sup>	<b>860201720</b> <b>511001210</b>	<ul style="list-style-type: none"> <li>• Installs inside the 4 US gallon (15 liter) underseat storage that comes stock on 20" and 24" models.</li> <li>• 3 US gallon (11 liter) capacity.</li> <li>• Insulated to protect from outside temperatures.</li> <li>• Durable polyester construction.</li> <li>• Integrated handles make transportation easy.</li> <li>• Stock on REV Gen4 (Wide).</li> <li>• <sup>1</sup>Support bracket and plastic cover included.</li> <li>• <sup>2</sup>Plastic cover included.</li> <li>• Required when installing Comfort Seat (860201551, 860201633) or Trail Short 2-Up Seat (860202220) on REV Gen5 (Trail) and REV Gen4 (Narrow).</li> </ul>
<b>BATTERY COVER</b> 	REV Gen4 16" (Narrow) without battery <sup>1</sup> REV Gen5 16" (except Deep Snow), REV Gen4 16" with battery <sup>2</sup>	<b>860201407</b> <b>511001053</b>	<ul style="list-style-type: none"> <li>• Use in conjunction with LinQ Seat Bag (860201355), LinQ Trail Seat Bag (860201275), LinQ Combo Bag (860201475) or LinQ 1+1 Seat System (860202348) on models without a battery.</li> <li>• Stock on REV Gen5 (Trail) and REV Gen4 (Narrow) with battery.</li> <li>• <sup>1</sup>Support bracket and plastic cover included.</li> <li>• <sup>2</sup>Plastic cover included.</li> </ul>
<b>LOW PROFILE BATTERY COMPARTMENT COVER</b> 	REV Gen4 16" without battery	<b>860201505</b>	<ul style="list-style-type: none"> <li>• Required for REV Gen4 sleds without battery for LinQ Deep Snow Seat Bag (860201274) and for improved aesthetics.</li> </ul>
<b>DELUXE TOOL KIT</b> 		<b>860202029</b>	<ul style="list-style-type: none"> <li>• Casing fits perfectly in Seat Storage Box with or without battery (860202532).</li> <li>• Features high-quality tools.</li> <li>• Includes:             <ul style="list-style-type: none"> <li>- Stainless steel open end/ring end wrenches; 8-10 mm, 10-13 mm, 12-14 mm, 15-17 mm, 16-19 mm.</li> <li>- ¾ drive ratchet with 4" extension, hexagonal 8 - 10 - 13 - 16, Torx 25 - 30 - 40, Allen 4 - 6 - 8 and Phillips #2.</li> <li>- Long-nose vise-grip.</li> <li>- Spring hook tool.</li> </ul> </li> </ul>

\*While supplies last.

**FRONT STORAGE**

**NEW 10.25" TOUCHSCREEN DISPLAY RELOCATOR (WITH GLOVEBOX LIGHT)**

REV Gen5 with 10.25" Touchscreen Display (except Deep Snow)

**860203080**




- Ideal for riders looking to have the display mounted higher on the vehicle.
- Raises the display by 2.5" to improve screen visibility when riding in a sat down position.
- Reduces hand reach by 1.5", improving access to the touchscreen.
- Includes an integrated light for full night visibility.
- Light turns on/off automatically by opening and closing the lid.
- Doubles glovebox storage capacity for a total of 1.58 US gallons (6 liters).
- Sliding door design allows access to full opening of the glovebox.
- Replaces stock storage compartment cover.
- Requires a windshield for installation.
- Retrofit for vehicles with a 10.25" Touchscreen Display.

**SOFT GLOVE BOX EXTENSION**

REV Gen5 (Deep Snow)

**860202857**



- Increases stock storage volume by about 30%.
- 4.8 liter (1.3 US gallon) capacity.
- Easier on your personal items than the stock glovebox.
- Can be used with or without Low Windshield (860202602).
- Brightly colored yellow interior makes it easy to locate objects.
- Water-resistant.
- Includes an inside cellphone pouch.
- Includes an inside pouch for integration of a heated element to help preserve cellphone battery longer.
- Compatible with USB Intelligent Power Outlet Kit (860202433) and 12-Volt Power Outlet Kit (860201423).
- Easy installation by removing the stock glovebox lid.

**NEW HEATING ELEMENT KIT**

REV Gen5 (Deep Snow)

**860203071**



- Heated element for Soft Glove Box Extension (860202857).
- 5 watt heater utilizing 2 pin connector for power.
- Locates easily in integrated cell phone pouch ensuring phone stays warm.

**GLOVEBOX EXTENSION / GPS SUPPORT**

REV Gen5 (except Deep Snow)


**860202436** • 5 liter (1.3 US gallon)

REV Gen5 (Deep Snow)

**860202501** • 6 liter (1.6 US gallon)



**860202436**



**860202501**

- Increases storage with additional capacity.
- Door allows for perfect positioning and mounting of GPS.
- Replaces stock storage compartment cover.
- Can be used with or without windshield.
- Garmin Zūmo 590 GPS sold separately.
- Ready to receive Cellphone Holder (860203198).







**GLOVEBOX EXTENSION / GPS SUPPORT**

REV Gen4

**860201249**



- Doubles the storage with additional 1 US gallon (4 liter) capacity.
- Can be used with or without windshield.
- GPS sold separately.
- Door allows for perfect positioning and mounting of GPS.
- Replaces stock storage compartment cover.
- Not compatible with Summit and Freeride with one-piece lightweight hood.

<b>CELLPHONE HOLDER</b>	REV Gen5, REV Gen4	<b>860203198</b>	
	<ul style="list-style-type: none"> <li>• New design is independent of the Glove Box Extension door.</li> <li>• Water-resistant door allows for perfect phone positioning.</li> <li>• Heating element preserves cellphone battery longer.</li> <li>• Features capacitive and resistive touchscreen technology.</li> <li>• Spring system in back plate automatically adjusts for thickness.</li> <li>• Fits all cellphones within 7.2" [185 mm] x 3.3" [85 mm] x 0.6" [15 mm] dimensions.</li> <li>• Works with almost all charger wires.</li> <li>• Does not include cellphone or charging wires.</li> <li>• Can be used with or without windshield.</li> <li>• Requires Glovebox Extension (860202436, 860202501 or 860201249) depending on the vehicle.</li> <li>• USB Intelligent Power Outlet Kit (860202433) required to charge cellphone.</li> <li>• Requires Harness (515178153) for installation on REV Gen4.</li> </ul>		
<b>NEW WIRELESS CELL PHONE CHARGER</b>	REV Gen5, REV Gen4	<b>860203059</b>	
	<ul style="list-style-type: none"> <li>• Eliminate your power cord!</li> <li>• Works in conjunction with your Cellphone Holder (860203198).</li> <li>• Provides 5 watts of wireless energy transfer that uses electromagnetic induction to charge your cellphone.</li> <li>• BRP GO use, still requires connection to gauge.</li> </ul>		
<b>DEEP SNOW CELLPHONE MOUNT PLATE</b>	REV Gen5 (Deep Snow) with 4.5" digital display	<b>860202902</b>	
	<ul style="list-style-type: none"> <li>• Mounting location that provides quick and secure access to your phone.</li> <li>• Allows installation of Cellphone Holder (860203198).</li> <li>• Compatible with 4.5" digital display.</li> </ul>		
<b>CELLPHONE BAG</b>	REV Gen5 (Deep Snow) with 10.25" color touchscreen display	<b>860202888</b>	
	<ul style="list-style-type: none"> <li>• Nice small heated storage space to stash a cellphone.</li> <li>• Installs inside the stock glovebox lid.</li> </ul>		
<b>GLOVEBOX REPLACEMENT DOOR / CELLPHONE HOLDER</b>	Fits with Glovebox Extension (860201249)	<b>860202169</b>	
	<ul style="list-style-type: none"> <li>• Replacement door to update Glovebox Extension with a Cellphone Holder.</li> <li>• Door allows for perfect positioning and mounting of a cellphone.</li> <li>• Cellphone heater included.</li> <li>• Requires USB Intelligent Power Outlet Kit (860202433) and Harness Extension for Cellphone Holder and USB Plug (515178153) for installation.</li> <li>• For screen size up to 6.4" [16.26 cm] x 3.3" [8.38 cm].</li> <li>• Works with capacitive and resistive touchscreen technology.</li> </ul>		
<b>GLOVEBOX EXTENSION / CELL PHONE HOLDER</b>	REV Gen4	<b>860202072</b>	
	<ul style="list-style-type: none"> <li>• Doubles the storage with additional 0.9 US gallon [3.5 liter] capacity [includes Glovebox Extension (517305966)].</li> <li>• Can be used with or without windshield.</li> <li>• Door allows for perfect positioning and mounting of a cellphone.</li> <li>• Cellphone heater included.</li> <li>• USB Intelligent Power Outlet Kit (860202433) required to charge cellphone.</li> <li>• For screen size up to 6.4" [16.26 cm] x 3.3" [8.38 cm].</li> <li>• Fits all cellphones with a 6.4" screen or smaller.</li> <li>• Works with capacitive and resistive touchscreen technology.</li> <li>• Not compatible with Summit and Freeride with one-piece lightweight hood.</li> <li>• Does not include cellphone.</li> </ul>		

## FRONT STORAGE

## HARNESS EXTENSION FOR USB PLUG

REV Gen4

515178153



- Required for USB Intelligent Power Outlet Kit (860202433) when installed on REV Gen4 models.

## GLOVEBOX FOR ONE-PIECE LIGHTWEIGHT HOOD

REV Gen4 Summit and Freeride (2020-2021), Summit Expert (2022) with one-piece lightweight hood

860202193

REV Gen4 Summit and Freeride (2022) with one-piece lightweight hood

860202572



- Adds storage to one-piece lightweight hoods.
- Provides an additional 1.2 US gallon (4.6 liter) capacity.
- Holds approximately 2 water bottles or 2 pairs of goggles.
- Easy access for smaller items.
- Bright yellow interior to find objects easier.
- Water-resistant.
- Includes new mount to reposition the factory gauge.
- Works with a windshield or deflector.
- Compatible with USB Intelligent Power Outlet Kit (860202433) and 12-Volt Power Outlet Kits (860201423).

## DASHBOARD BAG – 2 L

REV-XP

860201176



- Easy-access bag designed to provide extra storage.
- 0.5 US gallon (2 liter) capacity.

## GLOVEBOX LINER

REV Gen4

860201270



- Thermoformed liner has a soft-finish interior.
- Features one pocket to separate items.

## 10.25 IN. COLOR TOUCHSCREEN DISPLAY PROTECTOR

Vehicle equipped with 10.25 in. Color Touchscreen Display

860202680



- Provides additional protection for the digital display 10.25 in. touchscreen.
- Protects from scratches caused by ice, rocks, branches or other small debris.
- Anti-glare treatment to ensure good visibility.
- Includes cleaning tools: wet wipe, dry wipe, dust absorber and soft cloth.

## RISER BLOCK BAG

REV Gen4 with 235 mm riser, XP Summit, XU Tundra, Skandic, XM (for risers 175 mm and up)





860201564 • Long

REV Gen5 (Deep Snow), REV Gen4 with 165 mm riser and longer, REV-XM, XP, XR, XU Tundra

860201550 • Short



- Innovative 2-pocket carry bag for secure storage around the steering riser block.
- 3W heated insulated pocket design reduces the chance of water bottles freezing and increases the battery life of small electronic equipment.
- Includes RCA adaptor kit.
- Requires Heated Visor Kit (860201234) for REV-XU, XM, XS, XP, XR, (860201283) for REV Gen4 and (860202338) for REV Gen5, sold separately.

<b>OIL SUPPORT CADDY/GOGGLE BAG</b>	REV-XM, XS	<b>860200614</b>	
	<ul style="list-style-type: none"> <li>• Multi-purpose bag.</li> <li>• Allows you to easily access and carry an extra liter of XPS oil or a spare set of goggles.</li> <li>• Installs conveniently on top of the CVT cooling system.</li> <li>• Models without E-TEC engine need the Acoustic Plate (512060847).</li> </ul>		
<b>GOGGLE DRYING BAG</b>	REV Gen4 (Narrow)	<b>860201691</b>	
	<ul style="list-style-type: none"> <li>• Designed specifically for a spare set of goggles.</li> <li>• Under-hood heat clears and dries wet fogged goggles.</li> <li>• Protects goggles during the ride.</li> </ul>		
<b>HANDLEBAR BAG – 2 L</b>	REV Gen5 (except Deep Snow and Neo), REV Gen4 without mountain strap (except Neo)	<b>860201565*</b>	
	<ul style="list-style-type: none"> <li>• 0.6 US gallon (2.3 liter) capacity.</li> <li>• Semi-rigid construction.</li> <li>• Mounted sturdily with clamp setup.</li> <li>• Can be removed easily with vehicle's tool.</li> <li>• Inside soft liner.</li> <li>• Water-resistant.</li> <li>• Thermoformed hard plastic base.</li> <li>• Features a pocket to separate items.</li> </ul>		
<b>3W HEATER FOR BAGS</b>	<b>515176786</b>		
	<ul style="list-style-type: none"> <li>• Replacement or additional heater for heated bags.</li> </ul>		

## LinQ ACCESSORIES AND REPLACEMENT PARTS FOR LinQ STORAGE ACCESSORIES

### LinQ LOCK

860201968 • Pack of 1 with 2 keys  
860202478 • Pack of 2 with 4 keys



- Simple way to lock most LinQ accessories in place.
- Retrofits most LinQ accessories.
- Lock cover prevents snow and ice buildup.
- Not compatible with LinQ Tool Holder, LinQ Working Light, LinQ 4.2 US gallon (16 liter) Cooler and LinQ Tool Box.

### LinQ FASTENER

715001707



- Works with LinQ Snowboard/Ski Rack (860202741) and LinQ Saddlebags (860202621).
- Toolless installation and removal.
- Sold in pairs.

### LinQ CARGO BASE KIT

860201806



- Unique mounting fastener usable on any LinQ System accessory.
- Includes: 2 cargo LinQ bases and hardware.

### LinQ CARGO BASE KIT

REV Gen5 20" and 24", REV Gen4 (Wide) 20" and 24" equipped with the Multi LinQ Plate

860202482\*



- Unique mounting fastener usable on any LinQ System accessory.
- Includes: 2 cargo LinQ bases and hardware for Multi LinQ Plate (860202133).

### NEW LinQ ICE TANK CARGO BASE KIT

REV Gen5 (850R Turbo with Ice Container)

860203001



- Provides mounting of all LinQ seat bags (on battery cover) along with combo bags.

### LinQ CARGO BASE RETROFIT KIT

REV Gen5 20" and 24", REV Gen4 (Wide) 20" and 24" equipped with the Multi LinQ Plate

860201812



- Hardware to fit LinQ Cargo Base Kit on 20" and 24" tunnels with Multi LinQ Plate Retrofit Kit (860202133).

<b>LinQ PROTECTIVE DECAL KIT</b>	REV Gen5, Summit Neo REV Gen4 (except Neo)	<b>516010972</b> <b>516008589</b>	• Durable Lexan <sup>1</sup> decals to protect your tunnel.
			
<b>LinQ PROTECTIVE DECAL KIT</b>	REV-XS, XM, XP, XU Tundra	<b>860200767</b>	• Replacement item on model years 2013 and up but required for using the LinQ accessories on model years 2012 and prior.
			
<b>BASE PLATE</b>	LinQ Stackable Fuel Caddy - 14.5 L	<b>860202530</b>	<i>(Not illustrated)</i> • Replacement part for LinQ Stackable Fuel Caddy - 4 Gallons.
<b>BASE PLATE</b>	LinQ Fuel Caddy - 11 L	<b>860202528</b>	<i>(Not illustrated)</i> • Replacement part for LinQ Fuel Caddy - 11 L.
<b>RUBBER LATCH SERVICE KIT FOR LinQ TUNNEL ACCESSORIES</b>	LinQ Tunnel Bags and LinQ Fuel and Oil Caddies	<b>860201057</b>	
			
<b>LinQ REPAIR KIT T-LOCK PLASTIC</b>		<b>860201137</b> • Left Side <b>860201138</b> • Right Side	
 <b>860201137</b> <b>860201138</b>	• Replaces LinQ mechanism.	• Includes lever, T-lock and hardware.	
<b>SHIMS FOR LinQ ACCESSORIES</b>	REV-XS, XM, XP, XU 16"	<b>860201432</b>	• Required to fit LinQ accessories on REV-XS, XM, XP and XU Tundra. • Does not fit 120" models.
			
<b>LinQ ADAPTOR PLATE</b>	REV-XU 20" and 24"	<b>860200945</b>	• Allows installation of LinQ Cargo Base (860201806) on embossed REV-XU tunnels.
			

# SEATS & BACKRESTS

## NARROW SEATS

<b>NEW</b> LOW PROFILE TRAIL SEAT	REV Gen5 16" (except Grand Touring), REV Gen4 16" (except Grand Touring)	<b>860203049</b>	
	<ul style="list-style-type: none"> <li>• Complete seat assembly.</li> <li>• Designed for shorter riders.</li> <li>• 1.77" (45 mm) lower than typical stock trail sled seats.</li> <li>• Easy toolless installation.</li> </ul>		
<b>NEW</b> ADJUSTABLE SEAT – LOW TO MEDIUM	REV Gen5 16" (except Grand Touring), REV Gen4 16" (except Grand Touring)	<b>860203056</b>	
	<ul style="list-style-type: none"> <li>• The ultimate trail snowmobile seat, providing perfect fit relative to your height.</li> <li>• Low to medium 3 position seat height adjustment.</li> <li>• High position = stock factory seat height.</li> <li>• Medium position, 0.7" (18 mm) lower than factory.</li> <li>• Low position, 1.4" (36 mm) lower than factory.</li> </ul>	<ul style="list-style-type: none"> <li>• Adjustable Seat gives you the ability to adjust the height of your seat relative to your height, and set knee angle between 90 to 100 degrees for optimal position.</li> <li>• Firmer density provides sport comfort, flatter design at 0 degrees.</li> <li>• 1.3 US gallons (5 liters) of integrated underseat storage.</li> <li>• Works with 1+1 seat.</li> <li>• Does not fit with seat bags.</li> </ul>	
<b>NEW</b> ADJUSTABLE SEAT – MEDIUM TO HIGH	REV Gen5 16" (except Grand Touring), REV Gen4 16" (except Grand Touring)	<b>860203014</b>	
	<ul style="list-style-type: none"> <li>• The ultimate trail snowmobile seat, providing perfect fit relative to your height.</li> <li>• Medium to High 3 position seat height adjustment.</li> <li>• Low position = stock factory seat height.</li> <li>• Medium position, 0.7" (18 mm) higher than factory.</li> <li>• High position, 1.4" (36 mm) higher than factory.</li> </ul>	<ul style="list-style-type: none"> <li>• Adjustable Seat gives you the ability to adjust the height of your seat relative to your height, and set knee angle between 90 to 100 degrees for optimal position.</li> <li>• Firmer density provides sport comfort, flatter design at 0 degrees.</li> <li>• Wider rear area for more hip support.</li> <li>• 1.3 US gallons (5 liters) of integrated underseat storage.</li> <li>• Works with 1+1 seat.</li> <li>• Does not fit with seat bags.</li> </ul>	
<b>TRAIL NARROW HEATED SEAT</b>	REV Gen5 16" (except Grand Touring and 600 EFI), REV Gen4 16" (except Grand Touring and 600 EFI)	<b>860202819</b>	
	<ul style="list-style-type: none"> <li>• Adds warmth in the coldest conditions.</li> <li>• High/Low/Off settings.</li> <li>• Narrow shape at front for freedom of movement.</li> <li>• Excellent support for trail riding.</li> </ul>	<ul style="list-style-type: none"> <li>• Easy toolless installation.</li> <li>• Compatible with Trail LinQ Passenger Premium Heated Seat (860202536), Trail LinQ Passenger Premium Non-Heated Seat (860202917) and Trail LinQ Passenger Seat (860202325).</li> <li>• Requires Retrofit Harness (860202740) for installation on REV Gen4 models.</li> </ul>	
<b>TRAIL NARROW SEAT</b>	REV Gen5 16" (except Grand Touring), REV Gen4 16" (except Grand Touring)	<b>860202644*</b>	
	<ul style="list-style-type: none"> <li>• Compact design for freedom of movement.</li> <li>• Excellent support for trail riding.</li> </ul>	<ul style="list-style-type: none"> <li>• Easy toolless installation.</li> <li>• Compatible with Trail LinQ Passenger Premium Heated Seat (860202536), Trail LinQ Passenger Premium Non-Heated Seat (860202917) and Trail LinQ Passenger Seat (860202325).</li> </ul>	
<b>NEW</b> TRAIL NARROW SEAT	REV Gen5 16" (except Grand Touring), REV Gen4 16" (except Grand Touring)	<b>860203175</b>	
	<ul style="list-style-type: none"> <li>• New MY 27 production MXZ and Backcountry seat.</li> <li>• Firmer, and flatter design vs previous years.</li> <li>• Compact design for freedom of movement.</li> <li>• Easy toolless installation.</li> <li>• Compatible with LinQ Trail Passenger Premium Heated Seat (860202536), LinQ Trail Passenger Premium Non-heated Seat (860202917) and LinQ Trail Passenger Seat (860202325).</li> </ul>		

\*While supplies last.

<b>DEEP SNOW SEAT</b> 	REV Gen5 16", REV Gen4 16"	<b>860202344</b>	<ul style="list-style-type: none"> <li>• Our highest seat for mountain riding.</li> <li>• Compact design for freedom of movement.</li> <li>• Great support for deep snow.</li> </ul>	<ul style="list-style-type: none"> <li>• Easy toolless installation.</li> <li>• Stock on Summit Adrenaline (except Adrenaline with Edge package).</li> <li>• 6" (155 mm) height.</li> </ul>
<b>DEEP SNOW COMPACT SEAT</b> 	REV Gen5 16", REV Gen4 16"	<b>860201736</b>	<ul style="list-style-type: none"> <li>• Developed by Deep Snow expert Carl Kuster.</li> <li>• Provides even greater freedom of movement.</li> <li>• Lower, narrower and lighter than stock Summit Adrenaline seat.</li> </ul>	<ul style="list-style-type: none"> <li>• Stock on Freeride and Summit (except Summit Adrenaline and Summit X with Expert package).</li> <li>• Integrated grip areas.</li> <li>• 5" (125 mm) height.</li> </ul>
	<b>DEEP SNOW ULTRA-LIGHT SEAT</b> 	REV Gen5 16", REV Gen4 16"	<b>860202775</b>	<ul style="list-style-type: none"> <li>• Small, compact shape for freedom of movement.</li> <li>• Seamless design with less stitching minimizes chances of water intrusion.</li> <li>• Improved front clip seals for better moisture resistance.</li> <li>• Underseat storage compartment for CVT belt.</li> <li>• Works with Seat Storage Box – 6 L (860202532).</li> <li>• 5" (127 mm) height.</li> </ul>
<b>WIDE SEATS</b>				
<b>WIDETRACK 1-UP HEATED SEAT</b> 	REV Gen5 20" and 24" (except 600 EFI), REV Gen4 (Wide) 20" and 24" (except 600 EFI)	<b>860202032</b>	<ul style="list-style-type: none"> <li>• Adds warmth in the coldest conditions.</li> <li>• Multiple High/Low/Off settings.</li> </ul>	
<b>TRAIL WIDE HEATED SEAT WITH STORAGE</b> 	REV Gen5 16" (Wide) (except 600 EFI) REV Gen4 16" (except 600 EFI)	<b>860201633</b>	<ul style="list-style-type: none"> <li>• Adds warmth in the coldest conditions.</li> <li>• Multiple High/Low/Off settings.</li> <li>• Same base platform as Trail Wide Seat with Storage (860201551) providing additional hip support via wider cushion design.</li> <li>• Integrated rear storage.</li> <li>• Battery Cover with Support (860201720) required for REV Gen4 (Narrow) without battery.</li> </ul>	<ul style="list-style-type: none"> <li>• Battery Cover (511001210) required for REV Gen4 (Narrow) with battery.</li> <li>• 2 Summit Seat Posts (510006693) required for installation on REV Gen4 (Narrow) Summit 2020 and prior.</li> <li>• 2 Seat Posts (510007122) required for installation on REV Gen4 (Narrow) Summit and all Sport models, 2021 and up.</li> </ul>
<b>TRAIL WIDE SEAT WITH STORAGE</b> 	REV Gen5 16", REV Gen4 16"	<b>860201551</b>	<ul style="list-style-type: none"> <li>• Provides additional support and length.</li> <li>• Provides additional hip support via wider cushion design.</li> <li>• Integrated rear storage.</li> <li>• Battery Cover with Support (860201720) required for REV Gen4 (Narrow) without battery.</li> <li>• Battery Cover (511001210) required for REV Gen5 and REV Gen4 (Narrow) with battery.</li> </ul>	<ul style="list-style-type: none"> <li>• 2 Summit Seat Posts (510006693) required for installation on REV Gen4 (Narrow) Summit 2020 and prior.</li> <li>• 2 Seat Posts (510007122) required for installation on REV Gen4 (Narrow) Summit and all Sport models, 2021 and up.</li> <li>• Not compatible with Battery Cover (860201407).</li> </ul>

## WIDE SEATS

## TRAIL WIDE HEATED SEAT

REV Gen5 16" (except Grand Touring and 600 EFI),  
REV Gen4 16" (except Grand Touring and 600 EFI)

860202645



- Adds warmth in the coldest conditions.
- High/Low/Off settings.
- Same base platform as Trail Wide Seat (860202523).
- Provides additional hip support via wider cushion design.
- Compatible with Trail LinQ Passenger Premium Heated Seat and Trail LinQ Passenger Seat.
- Requires Retrofit Harness (860202740) for installation on REV Gen4.

## TRAIL WIDE SEAT

REV Gen5 16" (except Grand Touring),  
REV Gen4 16" (except Grand Touring)

860202523



- Longer, wider and flatter design provides more hip support.
- Modular design allows easy installation of Trail LinQ Passenger Seat.
- Seat mounting posts included.

## PASSENGER SEATS

## TRAIL LinQ PASSENGER PREMIUM HEATED SEAT

REV Gen5 16" (except Grand Touring and Expedition),  
REV Gen4 16" (except Grand Touring and Expedition)

860202536



- The ultimate modular seating solution.
- Quickly changes from riding solo to riding with a passenger.
- Provides comfortable, ergonomically correct positions for both driver and passenger.
- Includes heated seat, heated handles and accessory plug-in.
- Compatible with LinQ locking system.
- Passenger Backrest (860202659) is included.
- Requires LinQ 1+1 Removable Rack (860202749) or LinQ 1+1 Rack (860202785 or 860202414) for installation.
- Requires Trail Wide Seat (860202523) or Trail Narrow Heated Seat (860202819) or Trail Narrow Seat (860202644) or Trail Wide Heated Seat (860202645) for installation on Summit, Freeride, Tundra, REV Gen4 Renegade (Enduro and Sport).

## TRAIL LinQ PASSENGER PREMIUM NON-HEATED SEAT

REV Gen5 16" (except Grand Touring and Expedition),  
REV Gen4 16" (except Grand Touring and Expedition)

860202917



- The ultimate modular seating solution.
- Quickly changes from riding solo to riding with a passenger.
- Provides comfortable, ergonomically correct positions for both driver and passenger.
- Includes Passenger Backrest (860202659) and seat handles.
- Compatible with LinQ locking system.
- Requires LinQ 1+1 Removable Rack (860202749) or LinQ 1+1 Rack (860202414 or 860202785) for installation.
- Requires Trail Wide Seat (860202523) or Trail Narrow Heated Seat (860202819) or Trail Narrow Seat (860202644) or Trail Wide Heated Seat (860202645) for installation on Summit, Freeride, Tundra, REV Gen4 Renegade (Enduro and Sport).
- Compatible with LinQ Passenger Seat Heated Grips (860202535).







## LinQ PASSENGER SEAT HEATED GRIPS

REV Gen5 (except Grand Touring), REV Gen4 (except Grand Touring)

860202535



- Provides heat to the passenger grips.
- Easy to disconnect when removing passenger seat.
- Includes complete handle assembly.
- Requires Seat Wiring Harness (515178199) for installation on REV Gen4 models. See instruction sheet.

<b>TRAIL LinQ PASSENGER SEAT</b>	REV Gen5 16" (except Grand Touring and Expedition), REV Gen4 16" (except Grand Touring and Expedition)	<b>860202325</b>	
	<ul style="list-style-type: none"> <li>The ultimate modular seating solution.</li> <li>Quickly changes from riding solo to riding with a passenger.</li> <li>Provides comfortable, ergonomically correct positions for both driver and passenger.</li> <li>Easy toolless clip in attachment with the LinQ system.</li> <li>Compatible with LinQ Lock.</li> </ul>	<ul style="list-style-type: none"> <li>Requires LinQ 1+1 Removable Rack (860202749) or LinQ 1+1 Rack (860202785 or 860202414) for installation.</li> <li>Requires Trail Wide Seat (860202523) or Trail Narrow Heated Seat (860202819) or Trail Narrow Seat (860202644) or Trail Wide Heated Seat (860202645) for installation on Summit, Freeride, Tundra, REV Gen4 Renegade (Enduro and Sport).</li> </ul>	
<b>LinQ 1 + 1 REMOVABLE RACK</b>	REV Gen5 16" including Turbo models (except Grand Touring and Expedition), REV Gen4 16" (except Grand Touring and Expedition)	<b>860202749</b>	
	<ul style="list-style-type: none"> <li>Quick, easy installation with LinQ system.</li> <li>Allows battery maintenance with the removable option.</li> <li>Required for LinQ Passenger Premium Heated Seat (860202536), Trail LinQ Passenger Premium Non-Heated Seat (860202917) and Trail LinQ Passenger Seat (860202325) use.</li> <li>Great look with or without the passenger seat mounted.</li> </ul>	<ul style="list-style-type: none"> <li>Provides an additional LinQ position (for soft accessories only) when passenger seat isn't in use.</li> <li>Made of lightweight die-cast aluminum.</li> <li>Spare LinQ tunnel mount kit.</li> </ul>	
<b>LinQ 1 + 1 RACK</b>	REV Gen5 and REV Gen4 16" (except Grand Touring, Expedition and 850 E-TEC Turbo R)	<b>860202414*</b>	
	<ul style="list-style-type: none"> <li>Required for LinQ Passenger Premium Heated Seat (860202536), Trail LinQ Passenger Premium Non-Heated Seat (860202917) and Trail LinQ Passenger Seat (860202325) use.</li> <li>Great looks with or without the passenger seat mounted.</li> </ul>	<ul style="list-style-type: none"> <li>Provides an additional LinQ position (for soft accessories only) when passenger seat isn't in use.</li> <li>Made of lightweight die-cast aluminum.</li> </ul>	
<b>TRAIL LinQ 1 + 1 SEAT WITH BACKREST</b>	REV-XM, XS, XP, XR (except Grand Touring), XU Tundra	<b>860202347</b>	
	<ul style="list-style-type: none"> <li>The ultimate in modular seating.</li> <li>Allows quick changes between 1-up and 2-up riding.</li> <li>Ergonomically correct positions for driver and passenger.</li> </ul>	<ul style="list-style-type: none"> <li>Two easy toolless steps: <ol style="list-style-type: none"> <li>Clip in seat.</li> <li>Add LinQ 1+1 Backrest.</li> </ol> </li> </ul>	
<b>LinQ PASSENGER SEAT HEATED GRIPS</b>	REV Gen4 16" with 1+1 seat and passenger seat with handles, REV Gen4 (Wide) 20" and 24" with passenger seat with handles	<b>860201840</b>	
	<ul style="list-style-type: none"> <li>Allow your passenger to ride in comfort in all conditions.</li> <li>Easy unplug.</li> <li>Requires Seat Wiring Harness (515178588) for installation on REV Gen4 (Wide) 20" and 24" models.</li> </ul>	<ul style="list-style-type: none"> <li>Does not include full handle assembly. Comes with heated grip element and air deflectors.</li> </ul>	
<b>WIDETRACK 2-UP HEATED SEAT</b>	REV Gen5 20" and 24", REV Gen4 20" and 24"	<b>860202033</b>	
	<ul style="list-style-type: none"> <li>Complete seat adds warmth for a passenger.</li> <li>1+1 configuration.</li> <li>Includes heated handles.</li> <li>Passenger Backrest (860202036) can be added for more comfort.</li> </ul>	<ul style="list-style-type: none"> <li>Same seat as 860202037 with heat added.</li> <li>High/Low/Off settings.</li> </ul>	

\*While supplies last.

## PASSENGER SEATS

<b>WIDETRACK 2-UP SEAT</b> 	REV Gen5 20" and 24", REV Gen4 20" and 24"	<b>860202037</b>	
<b>WIDETRACK 2-UP SEAT WITH SMALL HANDLES</b> 	REV Gen5 20" and 24", REV Gen4 (Wide) 20" and 24"	<b>860202824</b>	
<b>TRAIL 1 + 1 SEAT</b> 	REV-XM, XS, XP, XR (except Grand Touring), XU Tundra	<b>860200665</b>	
<b>TRAIL SHORT 2-UP SEAT</b> 	REV-XP, XR, XM, XS, XU Tundra	<b>860201314</b>	
<b>TRAIL SHORT 2-UP SEAT</b> 	REV Gen5 16", REV Gen4 16"	<b>860202220</b>	
<b>PASSENGER MUFFS FOR 1 + 1 SEAT</b> 	REV Gen4, XS, XM 2018 and prior with 1+1 Seat	<b>860200831*</b> <b>860201028**</b>	<i>*Fits seat with handles and handguards.</i> <i>**Fits seat with handles only.</i>

- Passenger seat to transform into a 1+1 configuration.
- Includes safety handles.
- Passenger Backrest (860202036) can be added for more comfort.
- Stock on REV Gen4 Expedition LE, SE.







- Passenger seat to transform into a 1+1 configuration.
- Includes smaller safety handles for a good grip and easier on/off.
- Passenger Backrest (860202036) can be added for more comfort.
- Standard on REV Gen4 Skandic LE models.

- Quick, easy installation and ideal ergonomics for driver and passenger.
- Full tunnel capacity is maintained and allows additional accessories to be added.

- Extended seat providing convenient 2-up riding.
- Complete seat assembly with passenger strap.
- Replaces existing seat in seconds.
- Ideal use with LinQ Snowboard/Ski Rack (860202741).

- Longer seat allows for a passenger while being more compact than the 1+1 Seat.
- Easy toolless installation.
- Complete assembly features a passenger strap.
- Tunnel capacity is maintained for additional accessories.
- 7" (180 mm) height.
- Battery Cover with Support (860201720) required for REV Gen4 (Narrow) without battery.
- Battery Cover with Support (511001210) required for REV Gen5 and REV Gen4 (Narrow) with battery.

- Muffs fit snugly around the passenger handles and provide total warmth even on the coldest days.
- Easy to install and remove.

<b>PASSENGER MUFFS FOR 1 + 1 SEAT</b>	REV Gen5, REV Gen4, XS, XM 2019 and up with 1+1 Seat	<b>860201929</b>	<ul style="list-style-type: none"> <li>• Ultra-warm passenger muffs with fleece liner.</li> <li>• Designed for extreme cold conditions.</li> <li>• Easy to remove in warmer weather.</li> </ul>
			
<b>HEATED GRIPS WITH GUARDS FOR 1 + 1 SEAT</b>	REV-XS, XM 2016 and up	<b>860201322</b>	<ul style="list-style-type: none"> <li>• Allow your passenger to ride in comfort in all conditions.</li> <li>• Self-disconnect.</li> </ul>
			
<b>HEATED PASSENGER VISOR KIT</b>		<b>860200882</b>	
	<ul style="list-style-type: none"> <li>• Enjoy fog-free riding with this visor kit option for your 1+1 Seat.</li> <li>• To be used in conjunction with Heated 1+1 Grips with Guards (860200584).</li> </ul>		
<b>1 + 1 SEAT ELECTRICAL VISOR/ HEATED BOOTS WIRE HARNESS</b>	REV Gen4	<b>860201981</b>	
	<ul style="list-style-type: none"> <li>• Works in conjunction with the LinQ Passenger Seat Heated Grips (860201840).</li> <li>• Provides 2 extra connections: one connection for electric visor and one connection for heated boots.</li> </ul>		
<b>BACKRESTS</b>			
<b>PASSENGER BACKREST</b>	REV Gen5 (except Grand Touring), REV Gen4 (except Grand Touring)	<b>860202659</b>	
	<ul style="list-style-type: none"> <li>• Passenger backrest compatible with WideTrack 2-Up Seat (860202037) and Trail LinQ Passenger Seat (860202325) for more comfort.</li> </ul>		
<b>PASSENGER BACKREST</b>	REV Gen5 20" and 24", REV Gen4 20" and 24"	<b>860202036</b>	
	<ul style="list-style-type: none"> <li>• Passenger backrest to complement the Passenger Seat (860202037) for added back comfort.</li> <li>• Passenger Seat required for installation.</li> <li>• Stock on REV Gen4 Expedition LE, SE.</li> </ul>		

## BACKRESTS


<b>LinQ 1 + 1 SEAT BACKREST</b>	REV Gen5 16" (except Deep Snow), REV Gen4 16" REV-XM, XS, XP, XR (except Grand Touring), XU Tundra	<b>860202346</b>	
	<ul style="list-style-type: none"> <li>• Option for 1+1 Seat when not sold as a kit.</li> <li>• Can be locked using a padlock (not included).</li> </ul>		
<b>LinQ 1 + 1 BACKREST ANCHOR BASE KIT</b>	REV Gen5 16" (except Deep Snow), REV Gen4 16" REV-XM, XS	<b>860202059</b>	
	<ul style="list-style-type: none"> <li>• Allows installation of LinQ 1+1 Backrest on more than one vehicle.</li> </ul>		
<b>RUBBER LATCH FOR LinQ 1 + 1 BACKREST</b>		<b>510005617</b> • Left Side <b>510005618</b> • Right Side	
<i>[Not illustrated]</i>			
<b>ADJUSTABLE BACKREST</b>	REV-XP, XR, XM, XS, XU Tundra	<b>860200823</b>	
	<ul style="list-style-type: none"> <li>• Adjustable and works in conjunction with 2-Up Seat (860201314).</li> <li>• Positionable for passenger or driver use.</li> <li>• Rigid steel frame and integrated foam pad.</li> <li>• Easy toolless removal when not needed.</li> </ul>		
<b>PASSENGER SEAT / BACKREST</b>	REV-XU Skandic, XU Expedition	<b>619400068</b>	
	<ul style="list-style-type: none"> <li>• 1+1 Seat.</li> <li>• Includes a seat, backrest, air deflectors and heated grips.</li> </ul>		
<b>PASSENGER BACKREST</b>	REV-XU Skandic, XU Expedition	<b>860200060</b>	
	<ul style="list-style-type: none"> <li>• Enhances the comfort level of your seat by adding this backrest option.</li> </ul>		

# TOE-HOLDS, FOOTRESTS & KNEE PADS

## TOE-HOLDS

<b>FIXED TOE-HOLDS</b>	REV Gen5 (except MXZ X-RS, Renegade X-RS, Summit and Freeride), REV Gen4	<b>860202655</b>	
	<ul style="list-style-type: none"> <li>Compatible with rubber shims and Lateral Footplates (860202656).</li> </ul>		
<b>FIXED TOE-HOLDS</b>	REV Gen4 Summit (except Neo), Freeride and Backcountry	<b>860201510</b>	
	<ul style="list-style-type: none"> <li>Fixed toe-holds for control and leverage when boondocking.</li> </ul>		
<b>ADJUSTABLE TOE-HOLDS</b>	REV Gen4 16" Summit (except Neo), Freeride, Backcountry and Expedition 16"	<b>860201765</b>	
	<ul style="list-style-type: none"> <li>Die-cast aluminum part.</li> <li>Allow user to adjust toe-hold position for different riding styles and control.</li> <li>Foldable for easy floorboard access.</li> <li>Adjustable 3" (7.6 cm) rearward and 1.5" (3.8 cm) upward.</li> <li>Forward/backward and top/down adjustments.</li> </ul>		
<b>ADJUSTABLE TOE-HOLDS</b>	REV Gen4 MXZ, Renegade and Grand Touring	<b>860201305*</b>	
	<ul style="list-style-type: none"> <li>Adjustable solid toe-holds (non-folding).</li> <li>Provide 0.6" (1.5 cm) vertical and 1.6" (4 cm) horizontal adjustment range.</li> <li>Work with both sizes of rubber shims and Lateral Footrests (860202656).</li> </ul>		
<b>SHIM KIT FOR TOE-HOLDS</b>	REV Gen5 (except Deep Snow), REV Gen4 MXZ, Renegade, Grand Touring, MXZ Neo and Summit Neo	<b>860201408</b>	
	<ul style="list-style-type: none"> <li>Spacers in two heights (10 mm, 20 mm) let you determine how tight your boots fit the toe-holds.</li> </ul>		
<b>TUNNEL GRIP PLATES</b>	Fit all models (except Youth)	<b>860200164</b>	
	<ul style="list-style-type: none"> <li>Lightweight plastic grip plates for extra side boot grip in rough riding conditions.</li> <li>Developed for the 600 Race sled.</li> <li>Sold in pairs with complete hardware.</li> </ul>		

## FOOTRESTS

<b>DRIVER FOOTREST</b>	REV Gen5 (except Deep Snow, Expedition, Skandic, Tundra and Backcountry X-RS 154" and 2026 and up Backcountry X), REV Gen4, MXZ Neo, MXZ, Renegade, Backcountry and Grand Touring	<b>860201932</b> • Black <b>860201613</b> • White <b>860201614</b> • Manta Green	
	<ul style="list-style-type: none"> <li>Customize the fit and function of your sled.</li> <li>Offers a natural angled platform for riders that push with their feet.</li> <li>Machined aluminum extrusions in different colors, add traction and style.</li> <li>Not compatible with Lateral Footplates (860202656).</li> </ul>		

\*While supplies last.

## FOOTRESTS

<b>LATERAL FOOTPLATES</b>	REV Gen5 (MXZ, Renegade), REV Gen4 (MXZ, Renegade)	<b>860202656</b>	
---------------------------	--	------------------	--



- Cast-aluminum construction.
- Let riders use their feet to push in corners.
- Provide a more locked feel.
- Fit with air suspension, SAS suspension and fixed or adjustable toe-holds.
- Do not fit with full wrap-around bumpers or footrests.
- Keep the feet warmer.

## KNEE PADS

<b>DEEP SNOW SOFT KNEE PADS</b>	REV Gen5 (Deep Snow) without electric starter	<b>860202702</b>	
---------------------------------	---	------------------	--



- Fit perfectly on REV Gen5 (Deep Snow) without electric starter.
- Provide comfort and impact absorption.
- Allow the knees to grip better.
- Made with a flexible injection-molded material.
- Easy-to-install Christmas tree-type fasteners.

<b>TRAIL SOFT KNEE PADS</b>	REV Gen5 16" (except Deep Snow), REV Gen4 (Wide) 16"	<b>860202618</b>	
-----------------------------	--	------------------	--




- Fit perfectly on the REV Gen5 (Trail) without manual reverse.
- Provide comfort and impact absorption.
- Allow the knees to slide freely between the ergo 1 and the ergo 2.
- Made with a flexible injection-molded material.
- Easy-to-install Christmas tree-type fasteners.

<b>UTILITY SOFT KNEE PADS</b>	REV Gen5 20" and 24", Summit X and Freeride with electric starter, REV Gen4 (Wide) 20" and 24"	<b>860202852</b>	
-------------------------------	--	------------------	--



- Fit perfectly on 20" and 24" Ski-Doo models.
- Provide comfort, impact absorption and extra knee grip.
- Made with a flexible injection-molded material.
- Easy-to-install Christmas tree-type fasteners.

<b>KNEE PADS</b>	REV Gen5 (except Deep Snow), REV Gen4 without manual reverse	<b>860201917</b>	
------------------	--	------------------	--



- Designed for a perfect fit on REV Gen4 (Narrow).
- Provide comfort, impact absorption and extra knee grip.
- Injection-molded soft material.
- Easy installation with peel-off adhesive.
- REV Gen4 (Narrow): Rewind Cover (860201463) required if pull start.

<b>SECOND STEP KNEE PADS</b>	REV Gen4 (Wide) 16"	<b>860202063</b>	
------------------------------	---------------------	------------------	--



- Designed to add extra knee grip and absorb impacts when leaning forward in aggressive cornering situations.
- Injection-molded soft material.
- Easy installation with peel-off adhesive.

<b>MANUAL REVERSE KNEE PADS</b>	REV Gen4 (Wide) 16" with manual reverse	<b>860201916</b>	
---------------------------------	---	------------------	--



- Provide comfort, impact protection and extra grip.
- Injection-molded soft material.
- Easy installation with peel-off adhesive.

<b>REWIND COVER</b>	REV Gen4 (Narrow) Summit, Backcountry, Freeride	<b>860201463</b>	
---------------------	---	------------------	--



- Covers rewind handle to let your knees slide smoothly.
- Allows installation of Knee Pads (860201917).

# HANDGUARDS & HANDLEBARS

## HANDGUARDS

### XL HANDGUARD KIT

REV Gen5, REV Gen4

860202636



- Design delivers extra protection and great style.
- Includes interchangeable black/grey colored caps and holding arm.
- Compatible with Pivoting Mirror Kit for Handguards (860200893) and LED Signal Lights (860202619).
- Sold in pairs.
- Does not fit with Medium to Ultra High Windshields (fixed or adjustable).

### XL TRANSPARENT HANDGUARDS

REV Gen5, REV Gen4

860202617



- Design delivers extra protection and great style.
- Replaces stock flexible or transparent handguards for better wind protection.
- Compatible with Pivoting Mirror Kit for Handguards (860200893) and LED Signal Lights (860202619).
- Sold in pairs.
- Does not fit with Medium to Ultra High Windshields (fixed or adjustable).

### FLEXIBLE HANDGUARDS

REV Gen5, Youth 120, 200, REV Gen4, XS, XM, XP, XR, XU

860201561 • Black



- Designed to withstand roll-overs and tough boondocking conditions.
- Features smaller size deflector made of flexible material.
- Mounts feature a flexible base.
- Does not fit with Medium to Ultra High Windshields (fixed or adjustable).
- Compatible with Pivoting Mirror Kit for Handguards (860200893) and LED Signal Lights (860202619).

### FLEXIBLE HOLDING ARM

Flexible Handguards

517306430 • Left  
517306431 • Right*(Not illustrated)*

- Replacement part for Flexible Handguards.

### HANDGUARDS

REV Gen5, REV Gen4, XS, XM, XP, XR, XU

860200789 • Clear  
860202474 • Dark Smoke

- Design delivers better protection and great style.
- Comes with interchangeable black/grey colored caps.
- Appropriate for trail riding.
- Sold in pairs.
- Does not fit with Medium to Ultra High Windshields (fixed or adjustable).
- Compatible with Pivoting Mirror Kit for Handguards (860200893) and LED Signal Lights (860202619).

### HOLDING ARM

Clear and Dark Smoke Handguards

517305290 • Left  
517305293 • Right*(Not illustrated)*

- Replacement part for Clear and Dark Smoke Handguards.

### SIGNATURE LED LIGHTS FOR HANDGUARDS

REV Gen4, with Transparent, Dark Smoke or Flexible Handguards

860201587



- Deliver a unique look at night.
- Replace stock handguard cap with LED light.
- Include wiring harness.
- Sold in pairs.

## HANDGUARDS

<b>HANDGUARD CAPS</b>	Vehicles with Transparent Handguards, Dark Smoke Handguards or Flexible Handguards	<b>860201344</b> • Sunburst Yellow / Black	<b>860201648</b> • Lava Grey
		<b>860201345</b> • Race Orange / Black	<b>860201457</b> • Orange Crush / Black
		<b>860201346</b> • Black / Grey	<b>860201649</b> • Manta Green / Black
		<b>860201347</b> • White / Black	<b>860202098</b> • Octane Blue / Black



- Colored caps let you customize your look.
- Sold in pairs.

## HANDLEBAR MUFFS

REV Gen5, REV Gen4 (except Grand Touring 2016 and up)

**860202812**

- Ultra-warm muffs with faux-fur liner for extreme cold conditions.
- Thermoformed construction allows muffs to keep their shape and provides more space for hand movement.

- Easy to install and remove with gloves on.
- Large transparent section allows visibility of control switches.

*Note: Never use handlebar muffs with finger throttle lever.*

**NEW** LinQ SPORT HANDLEBAR MUFFS

REV Gen5, REV Gen4 with handguards

**860203002**

- Industry first!
- Sporty hand wind deflector uses new LinQ Nano system providing solid mount and easy installation and removal.
- Specifically designed for vehicles with handguards.

- Fold and pack tight, limiting storage required when not in use.
- Allow you to maintain full hand movement with excellent wind protection.

## HANDLEBAR ACCESSORIES

## ADJUSTABLE BRAKE LEVER

REV Gen5, REV Gen4

**860202222**

- Toolless design adjusts easily.
- Shape and size is optimized for 1 or 2 fingers.
- Total adjustment range of 0.8" / 20 mm.
- Up to 0.6"/15.5 mm closer or 0.18"/4.5 mm farther away vs. standard lever.

**NEW** ADJUSTABLE HEATED BRAKE LEVER

REV Gen5, REV Gen4

**860203018**

- High/low/off provides brake lever warmth in cold conditions.
- Replaces stock adjustable lever [need 860202222 if stock lever isn't adjustable].
- Toolless design adjusts easily with 6 increments.
- Shape and size is optimized for 1 or 2 fingers.
- Total adjustment range of 0.8"/20 mm.

## BRAKE RESERVOIR GUARD

REV Gen5 [Deep Snow MY24 and prior], REV Gen4 Summit and Freeride

**860202519**

- Increases impact protection for the brake reservoir.
- Window to see fluid level.
- Cast-aluminum construction.
- Detailed technical finish.

## EASY THROTTLE

REV Gen5 (except 600 ACE, 900 ACE and 900 ACE Turbo) [except Neo], REV Gen4 (except 600 ACE, 900 ACE and 900 ACE Turbo) [except Neo]

**860202719**

- Less hand fatigue.
- Throttle closer to the bars allowing a better grip on the handlebar.
- 20% reduction in pressure to use.
- Included on Neo+.

**PERFORMANCE SMALL DIAMETER HANDLEBAR**

REV Gen5, REV Gen4

**860202722** • Black  
**860201974** • Silver



- Narrow design used for more agile precise maneuvers found in mountain applications or in trail applications, ideal for smaller hand grip.
- Smaller diameter provides a lighter, easier grip.
- 20 mm (0.79") grip, 22 mm (0.87") clamber diameter at riser.
- Less hand fatigue.
- Heater elements and grips included and installed.

**DEEP SNOW PERFORMANCE GRIPS**

Fit with Performance Small Diameter Handlebar

**860202096**



- Aggressive pattern for extra grip.
- 0.79" (20 mm) inner diameter grip.

**TRAIL PERFORMANCE GRIPS**

REV Gen5, REV Gen4, XM, XS, XU

**860201802**



- Aggressive pattern for extra grip.
- 0.87" (22 mm) inner diameter grip.
- Don't fit on Performance Small Diameter Handlebar (860201974 or 860202722).

**DEEP SNOW LOW GRAB HANDLE**

REV Gen5, REV Gen4

**860201975**



- Provides more freedom of movement in active riding.
- Standard on Summit X with Expert package 2020 and up.
- Standard on Summit and Freeride 2021 and up.
- Not compatible with Handlebar Bag (860201565).

**GRAB HANDLE**

REV Gen5, REV Gen4

**860202035**



- Molded rubber grab handle used for side-hilling maneuvers.
- Not compatible with Handlebar Bag (860201565).

**HANDLEBAR PAD**

REV Gen5, REV Gen4 – Vehicles without grab handle

**860201581**



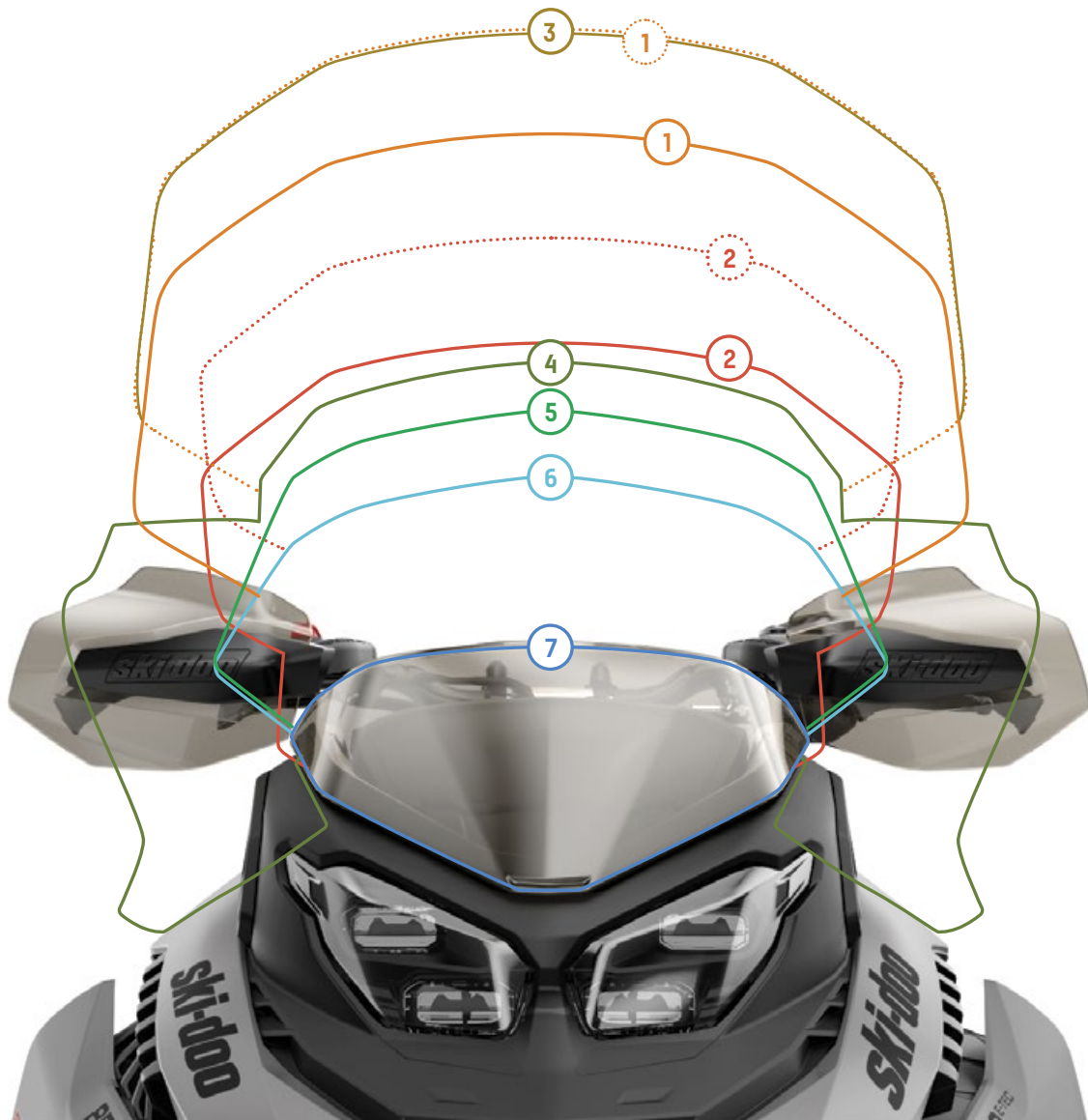
# WINDSHIELDS & WIND PROTECTION

// EASILY CHOOSE YOUR IDEAL WINDSHIELD

## REV Gen5

ADJUSTABLE WINDSHIELDS		LOWEST POSITION	HIGHEST POSITION
① HIGH TO ULTRA HIGH	860202623	21" (53.5 cm)	25" (63.5 cm)
② MEDIUM TO HIGH	860202615	16" (41.5 cm)	19" (47.5 cm)

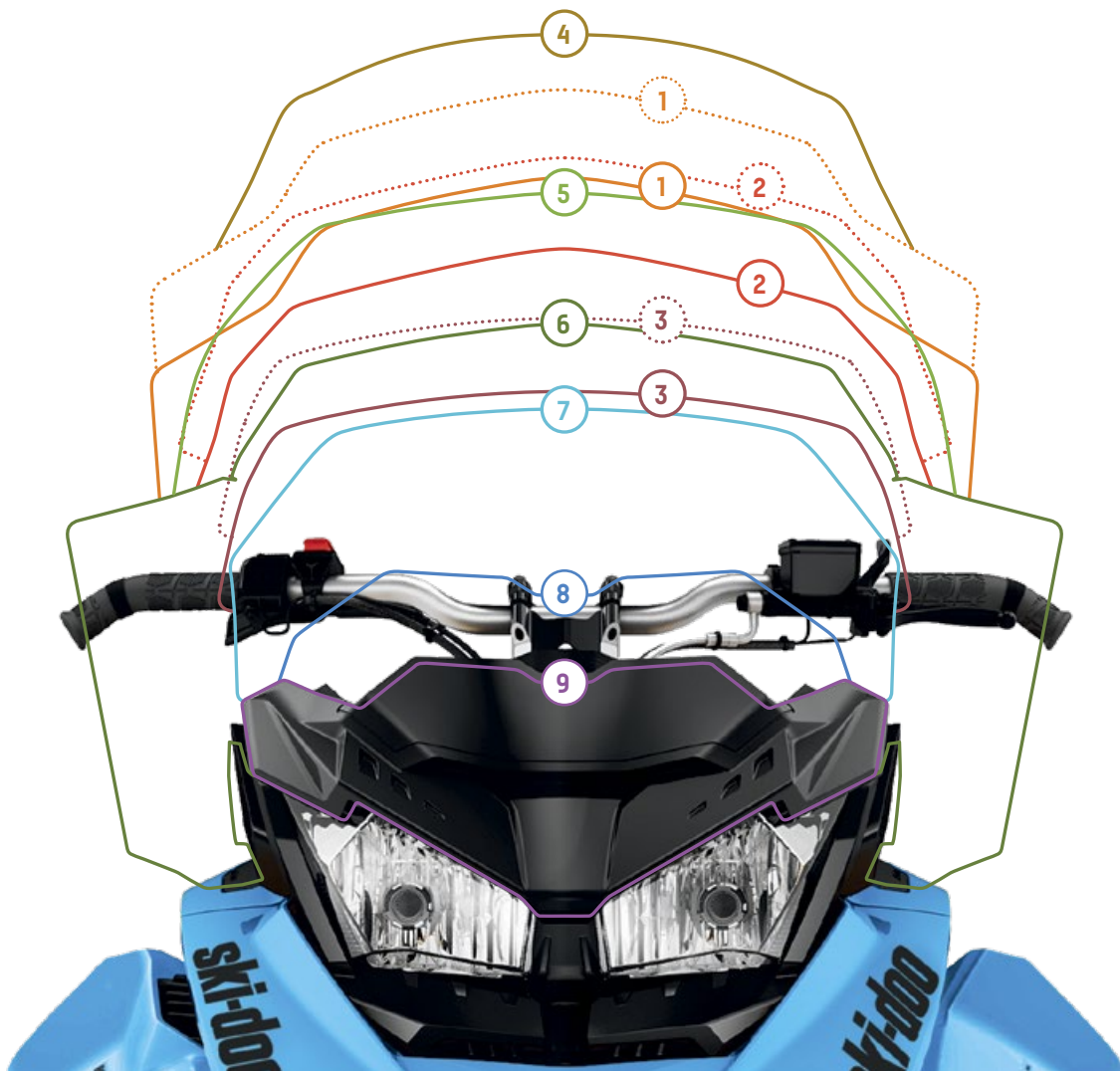
WINDSHIELDS		HEIGHT
③ ULTRA HIGH	860203013	25" (63.5 cm)
④ MEDIUM	860202471 / 860202944	15" (39 cm)
⑤ LOW	860202602	14" (36 cm)
⑥ LOW	860202470 / 860202850	12.5" (32 cm)
⑦ ULTRA LOW	860202624	9" (23 cm)










**REV Gen4**


ADJUSTABLE WINDSHIELDS		LOWEST POSITION	HIGHEST POSITION
① HIGH TO ULTRA HIGH	860201782	18" (45.5 cm)	20" (51 cm)
② MEDIUM TO HIGH	860201493	16.5" (42 cm)	18.5" (47 cm)
③ LOW TO MEDIUM	860201820	13" (34 cm)	15" (38 cm)


WINDSHIELDS		HEIGHT
④ ULTRA HIGH	860202124	21.5" (55 cm)
⑤ HIGH	860201495	17" (44 cm)
⑥ MEDIUM	860201258	15" (37.5 cm)
⑦ LOW	860201448 / 860202472	13" (32.5 cm)
⑧ ULTRA LOW	860201259	9" (23 cm)
⑨ CENTRAL DEFLECTORS	517305875	7" (17 cm)





## REV GEN5


<b>ULTRA LOW WINDSHIELD</b> 	<ul style="list-style-type: none"> <li>● REV Gen5 (except Deep Snow)</li> </ul> <ul style="list-style-type: none"> <li>• Ultra low height – 9" [23 cm].</li> <li>• Additional wind protection with integrated style.</li> <li>• Injection-molded for clarity.</li> <li>• Includes windshield support.</li> </ul>	<b>860202624</b> • Dark Smoke	
<b>LOW WINDSHIELD</b> 	<ul style="list-style-type: none"> <li>● REV Gen5 (except Deep Snow)</li> </ul> <ul style="list-style-type: none"> <li>• Low height – 12.5" [32 cm].</li> <li>• Offers additional wind protection with integrated style.</li> <li>• Injection-molded for clarity and a better finish.</li> <li>• Includes windshield support.</li> </ul>	<b>860202470</b> • Smoke <b>860202850</b> • Dark Smoke	<ul style="list-style-type: none"> <li>• Same shape and height as standard on MXZ X and Adrenaline models.</li> <li>• Pairs perfectly with Windshield Side Deflector Kit (860202469 or 860202849).</li> <li>• Compatible with handguards and muffs.</li> </ul>
<b>LOW WINDSHIELD</b> 	<ul style="list-style-type: none"> <li>● REV Gen5 (Deep Snow)</li> </ul> <ul style="list-style-type: none"> <li>• Low height – 14" [36 cm].</li> <li>• Offers additional wind protection with integrated style.</li> <li>• Compatible with Powder Deflector.</li> </ul>	<b>860202602</b> • Smoke	
<b>ONE-PIECE SPORT MEDIUM WINDSHIELD</b> 	<ul style="list-style-type: none"> <li>● REV Gen5 (except Deep Snow)</li> </ul> <ul style="list-style-type: none"> <li>• Compatible with any set of handguards.</li> <li>• Medium height – 15" [39 cm].</li> <li>• Offers additional wind protection with integrated style.</li> </ul>	<b>860202944</b> • Smoke	<ul style="list-style-type: none"> <li>• Featuring a one-piece structure with integrated side deflectors.</li> <li>• Compatible with LED signal lights for Handguards (860202619).</li> </ul>
<b>MEDIUM WINDSHIELD</b> 	<ul style="list-style-type: none"> <li>● REV Gen5 (except Deep Snow)</li> </ul> <ul style="list-style-type: none"> <li>• Medium height – 15" [39 cm].</li> <li>• Offers additional wind protection with integrated style.</li> <li>• Injection-molded for clarity.</li> </ul>	<b>860202471</b> • Smoke	<ul style="list-style-type: none"> <li>• Compatible with Windshield-Mount Mirrors (860202679).</li> <li>• Complete kit includes windshield, side deflectors, windshield support and hardware.</li> <li>• Not compatible with handguards and muffs.</li> </ul>
<b>ADJUSTABLE WINDSHIELD – MEDIUM TO HIGH</b> 	<ul style="list-style-type: none"> <li>● REV Gen5 (except Deep Snow)</li> </ul> <ul style="list-style-type: none"> <li>• Adjustable range of 16" [41.5 cm] to 19" [47.5 cm].</li> <li>• Lever allows quick changes to amount of wind protection.</li> <li>• Compatible with Glove Box Extension (860202436).</li> <li>• Compatible with Windshield-Mount Mirrors (860202679).</li> </ul>	<b>860202615</b> • Smoke	<ul style="list-style-type: none"> <li>• Includes Windshield Support (517307974).</li> <li>• Side Deflectors (860202437) required for installation.</li> <li>• Not compatible with handguards and muffs.</li> </ul>
<b>ADJUSTABLE WINDSHIELD – HIGH TO ULTRA HIGH</b> 	<ul style="list-style-type: none"> <li>● REV Gen5 (except Deep Snow)</li> </ul> <ul style="list-style-type: none"> <li>• Adjustable range of 21" [53.5 cm] to 25" [63.5 cm].</li> <li>• Single lever allows quick changes to the amount of wind protection.</li> <li>• Injection-molded for clarity and a better finish.</li> <li>• Compatible with Glove Box Extension (860202436).</li> </ul>	<b>860202623</b>	<ul style="list-style-type: none"> <li>• Compatible with Windshield-Mount Mirrors (860202679).</li> <li>• Includes Windshield Support (517307974).</li> <li>• Side Deflectors (860202437) required for installation.</li> <li>• Not compatible with handguards and muffs.</li> </ul>

<b>ULTRA HIGH WINDSHIELD</b>	● REV Gen5 (except Deep Snow)	<b>860203013</b> • Clear
	<ul style="list-style-type: none"> <li>• Ultra high height – 25" (63.5 cm).</li> <li>• Provides ultimate wind protection, ensuring full coverage.</li> <li>• Fully covers your handlebars to protect your hands.</li> <li>• Compatible with Windshield-Mount Mirrors (860202679).</li> </ul>	<ul style="list-style-type: none"> <li>• Not compatible with handguards and muffs.</li> <li>• Side deflectors are not included (860202437), but required for installation.</li> </ul>


<b>WINDSHIELD SIDE DEFLECTOR KIT</b>	REV Gen5 (except Deep Snow) for medium and higher windshields	<b>860202437</b> • Smoke
	<ul style="list-style-type: none"> <li>• Added wind protection for medium and higher height windshields.</li> <li>• Compatible with Windshield-Mount Mirrors (860202679).</li> </ul>	


<b>WINDSHIELD SIDE DEFLECTOR KIT</b>	REV Gen5 (except Deep Snow) for low and ultra low windshields	<b>860202469</b> • Smoke <b>860202849</b> • Dark Smoke
	<ul style="list-style-type: none"> <li>• Added wind protection for use with low and ultra low height windshields.</li> <li>• Compatible with Ultra Low Windshield (860202624) and Low Windshields (860202470, 860202850).</li> </ul>	

<b>POWDER DEFLECTOR</b>	REV Gen5 (Deep Snow)	<b>860202601</b> • Smoke
	<ul style="list-style-type: none"> <li>• Deflects snow to the sides and away from the rider's face.</li> <li>• Compatible with Low Windshield.</li> </ul>	

<b>WINDSHIELD SUPPORT</b>	REV Gen5 (except Deep Snow) for medium and medium to high adjustable windshield	<b>517307974</b>
		

**REV GEN4**

<b>ULTRA LOW WINDSHIELD</b>	● REV Gen4	<b>860201259</b> • Smoke
	<ul style="list-style-type: none"> <li>• 9" (23 cm) in height.</li> <li>• Sporty and aggressive look.</li> <li>• Windshield support not included.</li> </ul>	

<b>LOW WINDSHIELD</b>	● REV Gen4	<b>860201448</b> • Smoke <b>860202472</b> • Dark Smoke
	<ul style="list-style-type: none"> <li>• 13" (32.5 cm) in height.</li> <li>• High quality, best durability.</li> <li>• Includes low windshield support.</li> </ul>	

## REV GEN4

ADJUSTABLE WINDSHIELD  
LOW TO MEDIUM

REV Gen4

860201820 • Smoke



- Quickly change your level of wind protection with the flip of a lever.
- Compatible with Glove Box Extension [860201249].
- Adjustable range of 13" [34 cm] to 15" [38 cm].
- Windshield support included.

## MEDIUM WINDSHIELD KIT



REV Gen4

860201258 • Smoke



- 15" [37.5 cm] in height.
- Offers a generous amount of protection with integrated style.
- Injection-molded for clarity.
- Compatible with Windshield-Mount Mirrors [860202679].

- Complete kit includes windshield, side deflectors, windshield support and hardware.
- Not compatible with One-Piece Lightweight Hood.

ADJUSTABLE WINDSHIELD  
MEDIUM TO HIGH

REV Gen4

860201493 • Smoke



- Quickly change your level of wind protection with the flip of a lever.
- Compatible with Glove Box Extension [860201249].
- Adjustable range of 16.5" [42 cm] to 18.5" [47 cm].
- Side deflectors and windshield support not included.

- Not compatible with One-Piece Lightweight Hood and Handguards.

## HIGH WINDSHIELD



REV Gen4

860201495 • Smoke



- 17" [44 cm] in height.
- Side deflectors and windshield support not included. Required for installation.
- Compatible with Windshield-Mount Mirrors [860202679].

- Not compatible with One-Piece Lightweight Hood and Handguards.

ADJUSTABLE WINDSHIELD –  
HIGH TO ULTRA HIGH

REV Gen4

860201782 • Smoke



- Quickly change your level of wind protection with the flip of a lever.
- Compatible with Glove Box Extension [860201249].
- Adjustable range of 18" [45.5 cm] to 20" [51 cm].
- Side deflectors and windshield support not included.

- Not compatible with One-Piece Lightweight Hood and Handguards.

## ULTRA HIGH WINDSHIELD



REV Gen4

860202124



- New shape.
- 21.5" [55 cm] height.
- Provides maximum wind protection.
- Side deflectors and support not included.
- Compatible with Windshield-Mount Mirrors [860202679].

- Not compatible with One-Piece Lightweight Hood and Handguards.

## WINDSHIELD SIDE DEFLECTOR KIT

REV Gen4 – For low and ultra low windshields

860201449 • Smoke



- Increases wind deflection for windshields.
- Compatible with Adjustable Windshield – Low to Medium [860201820].

- Not compatible with One-Piece Lightweight Hood.

<b>WINDSHIELD SIDE DEFLECTOR KIT</b>	REV Gen4 – For low and ultra low windshields	<b>860202473</b> • Dark Smoke
--------------------------------------	--	-------------------------------



- Increases wind deflection for windshields.
- Compatible with Adjustable Windshield – Low to Medium (860201820).
- Not compatible with One-Piece Lightweight Hood.

<b>WINDSHIELD SIDE DEFLECTOR KIT</b>	REV Gen4 – For medium and higher windshields	<b>860201256</b> • Smoke
--------------------------------------	--	--------------------------



- Increased wind deflection for windshields.
- Compatible with Windshield-Mount Mirrors (860202679).
- Not compatible with Handguards.


<b>WINDSHIELD SUPPORT</b>	REV Gen4 – For ultra low and low windshields	<b>517305749</b> • Black <b>517306380</b> • Manta Green <b>517306375</b> • Sunburst Yellow
---------------------------	--	--



<b>WINDSHIELD SUPPORT</b>	REV Gen4 – For medium and high windshields	<b>517306183</b> • Black <b>517306456</b> • Sunburst Yellow
---------------------------	--	--



- Not compatible with One-Piece Lightweight Hood.

<b>CENTRAL DEFLECTOR</b>	 REV Gen4	<b>517305875</b> • Black <b>517306432</b> • Sunburst Yellow <b>517306433</b> • Manta Green <b>517306473</b> • White Bright <b>517306697</b> • Lava Red	<b>517306764</b> • Orange Crush <b>517307054</b> • Labrador Blue <b>517307061</b> • Nordic Teal <b>517307383</b> • Catalyst Grey
--------------------------	--	--	---



- 7" (17 cm) in height.

<b>SIDE PANEL DEFLECTOR KIT</b>	REV Gen4 (Wide) 16"	<b>860201879</b> • Smoke
---------------------------------	---------------------	--------------------------



- Added wind protection.
- Standard on the Grand Touring Limited.

## REV-XS & REV-XM

<b>ULTRA LOW WINDSHIELD</b>	REV-XM, XS	<b>860200901</b> • Smoke
-----------------------------	------------	--------------------------



- 8.5" (21.5 cm) in height.

**REV-XS & REV-XM**

<b>MEDIUM INJECTED WINDSHIELD AND SIDE DEFLECTOR KIT</b>	REV-XM, XS	<b>860200759</b> • Smoke	
--	------------	--------------------------	--



- 14" (35.5 cm) in height.
- Offers a generous amount of protection with integrated style.
- Medium side deflectors ready to receive Windshield Mirrors (860200694).
- Includes medium windshield support.

<b>HIGH WINDSHIELD</b>	REV-XM, XS	<b>860200928</b> • Smoke	
------------------------	------------	--------------------------	--



- 17" (42.5 cm) in height.
- Side deflectors and windshield support not included.

<b>ULTRA HIGH WINDSHIELD</b>	REV-XM, XS	<b>860201185</b> • Clear	
------------------------------	------------	--------------------------	--



- 20.5" (51.5 cm) in height.
- Our largest sport windshield ever.
- One piece with integrated deflectors.
- Maximum wind protection for extreme cold conditions.

<b>WINDSHIELD SIDE DEFLECTOR KIT</b>	REV-XM, XS – For low and ultra low windshields	<b>860201012</b> • Smoke	
	REV-XM, XS – For medium and high windshields	<b>860200912</b> • Smoke	



- Increases wind deflection for windshields.
- Ready for Windshield Mirrors (860200694).

<b>WINDSHIELD SIDE DEFLECTOR KIT</b>	REV-XM, XS – For medium and higher windshields	<b>860201221</b> • Smoke	
--------------------------------------	--	--------------------------	--



- Adds lower body wind protection.
- Ready for Windshield Mirrors (860200694).
- Standard on 2016-2019 Grand Touring Sport.

<b>WINDSHIELD BASE</b>	REV-XM, XS – For ultra low, low and one-piece windshields	<b>517305617</b> • Manta Green	
		<b>517305808</b> • Sunburst Yellow	
	REV-XM, XS – For medium and high windshields	<b>860200937</b> • Black	
		<b>860200944</b> • Black	



- Colored plastic trim.
- Hardware not included.

**REV-XP****ULTRA LOW FIXED WINDSHIELD**

REV-XP

**860200646** • Smoke with X graphic

- 7" (18 cm) in height.

**LOW WINDSHIELD AND SIDE DEFLECTOR KIT**

REV-XP

**860200545** • Smoke

- 10.5" (27 cm) in height.
- Same complete kit as found on the 2011-2012 X package models.
- Retrofittable on earlier REV-XP snowmobile models.
- Includes low windshield, side deflector and base kit.

**MEDIUM WINDSHIELD KIT**

REV-XP

**860200478** • Smoke

- 12.5" (31.5 cm) in height.
- Includes medium injected windshield, dark smoke side deflector kit and base kit.

**WINDSHIELD SIDE DEFLECTOR KIT**

REV-XP

**860200084** • Dark Smoke

- For medium and high windshields.
- Increases wind deflection.

**WINDSHIELD BASE KIT**

REV-XP

**860200089** • Black

- For ultra low and low windshields.
- Plastic trim for windshields.

**WINDSHIELD BASE KIT**

REV-XP

**860200091** • Black

- For medium, high and ultra high windshields.
- Plastic trim for windshields.

**REV-XR & REV-XU****EXTRA HIGH ONE-PIECE WINDSHIELD**

REV-XR, XU

**860201000** • Clear

- 19" (48 cm) in height.
- One piece with integrated deflectors.
- Maximum wind protection, for extreme cold conditions.
- Ready to receive Windshield-Mount Mirrors (517305787).
- No windshield base required.

## REV-XP

<b>WINDSHIELD BASE KIT</b>	REV-XR, XU	<b>860200229</b> • Black	
----------------------------	------------	--------------------------	--



- For medium and high windshields.
- Black plastic trim.

<b>WINDSHIELD BASE KIT</b>	REV-XR, XU	<b>860200230</b> • Black	
----------------------------	------------	--------------------------	--



- For extra high and ultra high windshields.
- Black plastic trim.

## YOUTH

<b>FLEXIBLE HANDGUARDS</b>	REV Gen5, Youth 120, 200, REV Gen4, XS, XM, XP, XR, XU	<b>860201561</b> • Black	
----------------------------	--	--------------------------	--



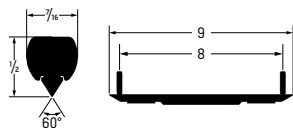
- Designed to withstand roll-overs and tough boondocking conditions.
- Feature smaller size deflector made of flexible material.
- Mounts feature a flexible base.
- Does not fit with medium to ultra high windshields.
- Fits with Pivoting Mirror Kit for Handguards (860200893).

<b>LOW WINDSHIELD</b>	Youth 120 and 200	<b>860202570</b> • Clear	
-----------------------	-------------------	--------------------------	--



- Low height – 7" (18 cm).
- Offers protection with integrated style.
- Thermoformed-molded for clarity.

<b>CARBIDES</b>	Youth	<b>860202555</b>	
-----------------	-------	------------------	--



- Carbide wear bar for trail riding unstudded to lightly studded sleds.
- $\frac{7}{16}$ " flat top runner with 4" of 60 degree turning carbide allows for improved handling on icy conditions.
- Hardweld is also added in high-wear areas to prolong runner life.
- Sold in pairs.

<b>REAR WHEEL KIT</b>	Youth 200	<b>7639-963</b>	
	Youth 120	<b>7639-967</b>	



- Additional wheels for the rear suspension for low snow conditions.
- Includes wheels and mounts.

<b>HEAVY-DUTY SPRING KIT</b>	Youth 120 and 200	<b>8639-208</b>	
------------------------------	-------------------	-----------------	--

*(Not illustrated)*

- Higher capacity springs for larger riders.
- Maintain handling and comfort as riders grow.

# MIRRORS

## PIVOTING MIRROR KIT FOR HANDGUARDS

Vehicles with Transparent Handguards, Dark Smoke Handguards, Flexible Handguards or XL Handguards

860200893



- Perfectly integrated design and style.
- Mirrors fold away when not in use for easy storage or when covering vehicle.
- Sold in pairs.

## WINDSHIELD-MOUNT MIRRORS

REV Gen5 (except Deep Snow), REV Gen4 with medium and higher windshields

860202679



- Mirror shape creates well integrated look.
- Mounts on medium windshield side deflectors and can be adjusted for 1-up or 2-up riding.
- Mirrors can fold away when not in use for easy storage or when covering vehicle.

## WINDSHIELD-MOUNT MIRRORS

REV-XU, XR (with extra high one-piece windshield)

517305787



- 3" (7.6 cm) round reflector with adjustable angle.

## MIRROR KIT

REV-XM, XS, XP, XR, XU (with medium and higher windshield side deflectors)

860200694



- Windshield extension mount design.
- Sold in pairs.

# LED LIGHTS

## LED SIGNAL LIGHTS FOR WINDSHIELD

REV Gen5 (except Deep Snow and 600 EFI)

860202703



- LED Signal Lights change color.
- Include a switch to change modes.
- Signal other riders on the trail:
  - Mode 1 white running light (default mode)
  - Mode 2 amber (left side only): Riders behind
  - Mode 3 green (left side only): Solo rider/end of group
  - Mode 4 both sides flash amber: Caution/hazardous situation

- Installs on Windshield Side Deflector Kit for medium and higher windshields.
- For easier installation, use the Accessory Switch Console with premade hole (860202827).
- Requires Windshield Side Deflector Kit (860202437) for medium and higher windshield if not already installed on your vehicle.
- Sold in pairs.

## LED SIGNAL LIGHTS FOR HANDGUARDS

REV Gen5 (except 600 EFI), REV Gen4 (except 600 EFI)

860202619



- LED Signal Lights change color mode.
- Include a switch to change modes.
- Signal other riders on the trail:
  - Mode 1 white running light (default mode)
  - Mode 2 amber (left side only): Riders behind
  - Mode 3 green (left side only): Solo rider/end of group
  - Mode 4 both sides flash amber: Caution/hazardous situation

- Compatible with flexible, transparent, dark smoke or XL handguards.
- Retain stock color cap.
- Sold in pairs.
- Require Retrofit Harness (860202740) for installation on REV Gen4.
- For easier installation, use the Accessory Switch Console (860202827).

## AUXILIARY LED LIGHT

REV Gen5 (Deep Snow),  
REV Gen4 Summit, Freeride and Backcountry X-RS

860202429



- Riser mounted adjustable auxiliary light for sleds.
- Provides 1,375 extra lumens of light.
- Weighs 540 grams.
- Flips up when needed and folds down out of the way when not in use to avoid damage.
- Integrated switch automatically shuts light off when folded down.
- Operates with the high beam switch.

- Compatible only with ultra low windshield on REV Gen5 and REV Gen4.
- Required Harness (515179306) on REV Gen4 Summit, Freeride and Backcountry X-RS.
- Not compatible with Forward Adjustable Riser Kit (860201320).
- Not compatible with Glovebox Extensions (860202072 and 860201249) on REV Gen4.
- Not compatible with Glovebox Extension (860202501) on REV Gen5.

## AUXILIARY LED LIGHT HARNESS

REV Gen4 Summit, Freeride, Backcountry X-RS and MXZ Neo

515179306



- Required for Auxiliary LED Light (860202429) use on REV Gen4 Summit, Freeride, MXZ Neo and Backcountry X-RS.

## AUXILIARY LED WIDE LIGHTS

REV Gen5 (except Deep Snow)

860202428



- Integrated design for factory look.
- LED lights add 2,000 additional lumens in an intense, super-wide fog light-type pattern.
- Covers the dark zone directly in front of the vehicle and to the sides.
- Easy to install with a simple plug-and-play hook-up.






## AUXILIARY HI BEAM

REV Gen5 16" (except Deep Snow)

860202430



- LED lamps add 2,750 additional lumens of Hi-Beam light wider and lower than the stock Hi-Beam.
- Easy to install in the nose with a simple plug-and-play hook-up.
- Operates in tandem with the stock Hi-Beam Switch.

<b>AUXILIARY LED LIGHTS</b>	REV Gen4 (Wide) REV Gen4 (Narrow)	<b>860201650</b> <b>860201818</b>
	<ul style="list-style-type: none"> <li>• 8 LEDs provide more than 2,500 additional lumens for an intense super-wide foglight-type pattern.</li> <li>• Say goodbye to sacrificing close range lighting when switching to high beams.</li> <li>• Easily installs on hood with a simple plug-and-play hook-up.</li> </ul>	<ul style="list-style-type: none"> <li>• Dynamic scoop design integrates perfectly with REV Gen4 platform.</li> <li>• Not compatible with One-Piece Lightweight Hood.</li> </ul> <p><i>Auxiliary Light Bracket Kit (860202315) required for installation on 2-stroke models with air radiator.</i></p>
<b>HIGH BEAM AUXILIARY LED LIGHTS</b>	REV Gen4	<b>860201651</b>
	<ul style="list-style-type: none"> <li>• Increase considerably the stock high beam output.</li> <li>• Lights cover more distance for great night visibility.</li> <li>• Work with existing Auxiliary LED Lights (860201818, 860201650).</li> </ul>	<ul style="list-style-type: none"> <li>• Not compatible with One-Piece Lightweight Hood.</li> </ul>
<b>UTILITY BUMPER LIGHTS</b>	REV Gen5 (Wide) (except 600 EFI), REV Gen4 (Wide) (except Skandic and Tundra)	<b>860202945</b>
	<ul style="list-style-type: none"> <li>• Fully adjustable left, right, up and down to allow perfect lighting of your work site.</li> <li>• Ultra bright 1,800 lumen output.</li> </ul>	<ul style="list-style-type: none"> <li>• Requires HD Full Wrap-Around Modular Front Bumper (860202870, 860202640 or 860202736) for installation on REV Gen4 and REV Gen5 models.</li> <li>• Requires Auxiliary LED Light Harness (515179306) for installation on REV Gen4 models.</li> </ul>
<b>FRONT BUMPER LED WORKING LIGHTS</b>	REV Gen4 (Wide) except Skandic and Tundra	<b>860201771*</b>
	<ul style="list-style-type: none"> <li>• Adjustable work lights.</li> <li>• Perfect for low light tasks.</li> <li>• Point the light where you need it.</li> </ul>	<ul style="list-style-type: none"> <li>• Used with Full Wrap-Around Bumpers (860201676, 860201822, 860202027).</li> <li>• Sold in pairs with toggle switch.</li> <li>• Not compatible with Full Wrap-Around Front Bumpers (860201982, 860201983, 860201984).</li> </ul>
<b>LinQ WORKING LIGHT</b>	REV Gen5, REV Gen4	<b>860202380</b>
	<ul style="list-style-type: none"> <li>• Convenient LinQ mount with swivel allows you to adjust as needed.</li> <li>• Ultra bright 1,000 lumen output.</li> <li>• Works when at idle.</li> </ul>	<ul style="list-style-type: none"> <li>• Requires 12 V outlet (860201888) for REV Gen5 20" and 24" and REV Gen4 (Wide) 20" and 24" and 12 V outlet (860202069) for REV Gen4 (Narrow) 16" and Tundra.</li> <li>• Requires harness (515179236) for installation on REV Gen5 16" models.</li> <li>• Can be installed on the Stackable LinQ Deck (860202746).</li> </ul>
<b>NEW ALERT LIGHT</b>	REV Gen5 20" and 24"	<b>860203015</b>
<i>(Not illustrated)</i>	<ul style="list-style-type: none"> <li>• Electric module that allows the tail light to remain on and active in flash mode for 15 minutes when the vehicle is shut off.</li> <li>• Provides additional nighttime visibility when stopped and the vehicle is shut off at night.</li> <li>• Flash mode may be deactivated by a manual switch.</li> <li>• Not compatible with 12 V outlet (860201888).</li> </ul>	

# ELECTRICAL

**NEW 10.25" TOUCHSCREEN DISPLAY RELOCATOR (WITH GLOVEBOX LIGHT)**



REV Gen5 with 10.25" Touchscreen Display (except Deep Snow)

**860203080**

- Ideal for riders looking to have the display mounted higher on the vehicle.
- Raises the display by 2.5" to improve screen visibility when riding in a sat down position.
- Reduces hand reach by 1.5", improving access to the touchscreen.
- Includes an integrated light for full night visibility.
- Light turns on/off automatically by opening and closing the lid.
- Doubles glovebox storage capacity for a total of 1.58 US gallons (6 liters).
- Sliding door design allows access to full opening of the glovebox.
- Replaces stock storage compartment cover.
- Requires a windshield for installation.
- Retrofit for vehicles with a 10.25" Touchscreen Display.

**GPS MODULE WITH GROUP RIDE**



REV Gen5 2025 and prior with 10.25" Touchscreen Display

**860202990**

- Enables live location sharing offline with friends and other Ski-Doo and Lynx vehicles around.
- Works without phone connection or cellular network, for a range of 1+ miles (1.6 km) depending on terrain.
- Embedded topographic maps and GPS function included.
- Available in the USA and Canada (except Ontario).
- Module update has to be done in dealership.
- Included on all 2026 and up models with 10.25" Touchscreen Display.
- Retrofit for 2023 to 2025 vehicles with 10.25" Touchscreen Display.

**ACCESSORY SWITCH CONSOLE**



REV Gen5 (except 600 EFI)

**860202827**

- Console ready for electrical switches.
- Comes with 3 removable switch hole caps.

**HEATED VISOR KIT**



REV Gen5

**860202338**

REV Gen4

**860201283**

REV-XM, XS, XP, XR, XU Tundra

**860201234**

- Easy install plug-in for visor kit or heated accessories.
- Wiring harness included.
- Standard RCA plug.

**E LinQ**



REV Gen5 (except 600 EFI)

**860202354**

REV Gen4 (except Summit, Freeride and 600 EFI)

**860201719**

- Combines both D.E.S.S. cord and heated visor/accessory cord into one.
- Converts standard D.E.S.S. cord into a powered cord.
- Easy and quick magnetic connection that self locates.
- Reduces chances of a broken connector.
- Increases freedom of movement with fewer cords.
- Works with any electric helmet and 12 V heated visor.
- Maintains power connection 100% of the time.
- Supply power up to 3 A.


**860202354**

**860201719**

<b>E LinQ RF D.E.S.S. KEY</b>	REV Gen5 (except 600 EFI) REV Gen4 (except Summit, Freeride and 600 EFI)	<b>515179017</b> (Not illustrated) <b>515178582</b>	<ul style="list-style-type: none"> <li>Sold as replacement part for the E LinQ vehicle connector.</li> </ul>
			
<b>D.E.S.S. CORD HOLDER</b>	REV Gen5, REV Gen4 (except Neo)	<b>278003870</b>	<ul style="list-style-type: none"> <li>Hook currently sold with the E LinQ vehicle connector (860201719).</li> <li>Sold both as a replacement part for the E LinQ and as an add-on for any D.E.S.S. cord from the last 10 years.</li> <li>Allows rider to attach D.E.S.S. cap to the jacket and provides out-of-the-way convenience when not in use.</li> </ul>
			
<b>PROGRAMMABLE RF D.E.S.S.™ KEY</b>	2015 and up vehicles with 600, 900 ACE, 900 ACE Turbo or 1200 engine	<b>860201162</b> • Green <b>515178286</b> • Black	<ul style="list-style-type: none"> <li>Digitally Encoded Security System (D.E.S.S.) key's ball-and-socket design provides the rider with quick and easy start every time.</li> <li>Anti-theft technology: the key communicates with the vehicle wirelessly so the vehicle starts only when the key code matches the vehicle, for ultimate peace of mind.</li> <li>Color options facilitate differentiation between the programmed keys.</li> </ul> <ul style="list-style-type: none"> <li>Programmable RF D.E.S.S.™ Key can also be programmed to limit the speed of the snowmobile and engine torque, enabling first-time users and less experienced operators to learn how to operate while gaining the necessary confidence and control.</li> </ul> <p><i>Speed limitation is available on: 2015 and up 600, 900 ACE, 900 ACE Turbo models and on 2017 and up 1200 engine models.</i></p>
			
<b>PROGRAMMABLE D.E.S.S.™ KEY</b>		<b>515178284</b>	<ul style="list-style-type: none"> <li>Anti-theft technology, Digitally Encoded Security System (D.E.S.S.) key easily snaps onto the vehicle and provides the rider with quick and easy start every time.</li> <li>The key communicates with the vehicle wirelessly so the vehicle starts only when the key code matches the vehicle, for ultimate peace of mind.</li> </ul> <ul style="list-style-type: none"> <li>The Programmable D.E.S.S. Key can also be programmed to limit the speed of the snowmobile and engine torque, enabling first-time users and less experienced operators to learn how to operate while gaining the necessary confidence and control.</li> </ul> <p><i>Speed limitation is available on: 2014 900 ACE engines.</i></p>
			
<b>BLOCK HEATER KIT</b>	REV Gen5 (Wide), REV Gen4 (Wide) with 900 ACE Turbo R, 900 ACE Turbo and 900 ACE (2019 and up)	<b>860201671</b>	<ul style="list-style-type: none"> <li>Allows easy starts in the coldest of conditions.</li> <li>Easy installation.</li> </ul>
			
<b>ELECTRIC STARTER KIT</b>	REV Gen5 (Deep Snow and 2024 MXZ X-RS with comp. package 600R E-TEC), REV Gen4 (Narrow) [not compatible with SHOT starter] REV-XP, XM, XS 600 E-TEC (2009 and up), 800R, 800R E-TEC REV-XP with 500 SS, 600 Sport (2009 and up), XP Fan, XU Tundra	<b>860201282</b> <b>860200627</b> <b>860201085</b>	<ul style="list-style-type: none"> <li>Starts your sled with the simple push of a button.</li> <li>Kit components may vary per model.</li> </ul>
			
<b>NEW WIRELESS CELL PHONE CHARGER</b>	REV Gen5, REV Gen4	<b>860203059</b>	<ul style="list-style-type: none"> <li>Eliminate your power cord!</li> <li>Works in conjunction with your Cellphone Holder (860203198).</li> <li>Provides 5 watts of wireless energy transfer that uses electromagnetic induction to charge your cellphone.</li> <li>BRP GO use, still requires connection to gauge.</li> </ul>
			

**ELECTRICAL**

<b>USB INTELLIGENT POWER OUTLET KIT</b>	REV Gen5	<b>860202433</b>	
---	----------	------------------	--




- Power all your electronics with this easy to mount USB plug.
- Provides 1 USB-A3.0 and 1 USB-C (PD) plug.
- Power rate: 36 watts.

- Intelligent USB charger for a fast charge when battery is low.
- Installs inside storage compartment.
- Includes wiring harness for installation on REV Gen5 models.

*PD: power delivery*

<b>USB INTELLIGENT POWER OUTLET KIT</b>	REV Gen4	<b>860202847</b>	
---	----------	------------------	--




- Includes a T Harness.
- Power all your electronics with this easy to mount USB plug.
- Provides 1 USB-A3.0 and 1 USB-C (PD) plug.
- Power rate: 36 watts.
- Intelligent USB charger for a fast charge when battery is low.
- Installs inside storage compartment.

- Glovebox for One-Piece Lightweight Hood (860202193 or 860202572) is necessary if installed on REV Gen4 lightweight hood models.
- Not compatible with 7.8 in. wide LCD color display for REV Gen4.

*PD: power delivery*


<b>12-VOLT POWER OUTLET KITS</b>	REV Gen5, REV Gen4	<b>860201423</b>	
	REV-XM, XS	<b>860200632</b>	



- Power up all your electronics with these easy-to-mount 12 V plugs.


- Install inside storage compartment.
- Wiring harness included.

<b>12-VOLT POWER OUTLET REPLACEMENT KIT</b>	<b>861507200</b>	
---	------------------	--




- Wiring harness is not included.

<b>12-VOLT PLUG FOR LinQ MULTI-MOUNT PLATE</b>	REV Gen5 20" and 24", REV Gen4 (Wide) 20" and 24"	<b>860201888</b>	
	REV Gen4 16"	<b>860202069</b>	




- Standard 12 V outlet for the rear of the vehicle.
- Multi LinQ Plate Retrofit Kit (860202133) required for installation on Skandic Sport.

<b>RCA ADAPTOR PLUG KIT</b>	<b>515176794</b>	
-----------------------------	------------------	--



- Y plug power splitter lets you connect 2 heating components or 1 heater and 1 electrical visor.

<b>RETROFIT HARNESS</b>	REV Gen4	<b>860202740</b>
-------------------------	----------	------------------



- Adaptor to power REV Gen5 accessories on REV Gen4 vehicles.
- Converts the 2-pin connector to 3-pin.
- Not compatible with Auxiliary LED Light (860202429) on Gen4 because it requires Harness (515179306).

## UNIVERSAL GPS SUPPORT KIT

REV-XR, XU

860201018\*




- Kit includes mount, wiring harness and all hardware.
- GPS sold separately.
- Requires Montana GPS and Support Kit (860201417).

## AMBIENT AIR AND ENGINE TEMPERATURE MODULE

REV Gen5, REV Gen4

860201362



- Get both outside air and engine temps on your cluster. *Except fan-cooled engines and 2015 P-TEK.*
- Fits both analog and digital multifunction gauge.
- Plug-and-play in vehicle harness.

## CTEK BRP 5.0 CHARGER

860200997



- Perfect solution for restoring, charging, and maintaining all types of lead-acid batteries.
- Equipped with a cold-resistant rubber cable on both sides.
- Ensures the best possible performance and long service life, especially in cold conditions, as the charger's AC and DC cables perform even at temperatures as low as -30°C.
- Charger Plug 515178904 not included but is available as a spare part.

# ADJUSTABLE RISERS & EXTENSION KITS

## // ADJUSTABLE RISERS

- Instantly modify your handlebar height to adapt to changing riding conditions.
- Utilize the lower position for trail/sit-down riding; extend to maximum height in seconds for stand-up riding.
- No tools required to make the adjustment, just flip the lever.
- Patent pending US20150360713A1.
- Work with all stock cable except MXZ/Renegade/Backcountry 2017–2018.

## // FIXED KIT

- Handlebar fixed risers to fit all riding styles.



### ADJUSTABLE RISERS


MODELS	PACKAGES	ENGINES	STOCK THROTTLE CABLE	ADJUSTABLE RISERS			
				860202999 [90-120 mm]	860203092 [120-160 mm]	860203093 [150-220 mm]	
SUMMIT	(Neo) Premium and Base with 120 mm riser (2026 and up)	600 EFI REV Gen5	512061698				
	(Neo) Premium and Base with 120 mm riser (2025)	600 EFI REV Gen4	512061442	512061367			
	(Neo) Premium and Base with 120 mm riser (2023 to 2024)	600 EFI REV Gen4	512061367		512061442		
	(Adrenaline) with 120 mm riser (2027)	600RR	512061698			512061066	
	(Adrenaline, Adrenaline with Edge package, X and X with Expert package) with 120 mm riser (2025 and up)	600R, 850 E-TEC	512061224			512061066	
	(X) with 120 mm riser (2024)	600R, 850 E-TEC	512061326		512061698	512061066	
	(X with Expert package) with 120 mm riser (2021 to 2024)	600R, 850 E-TEC	512061224			512061066	
	(Adrenaline, Edge and SP) with 165 mm riser (2018 to 2024)	600R, 850 E-TEC	512061224			512061066	
	(X) with 165 mm riser (2018 to 2023)	600R, 850 E-TEC	512061066	512061699	512061698		
	(X and SP) with 190 mm riser (2017)	850 Turbo R	512061224		512061066		
FREERIDE	(Adrenaline with Edge package, X and X with Expert package) with 120 mm riser (2025 and up)	850 Turbo R	512061224		512061066		
	(X) with 165 mm riser (2021 to 2024)	850 Turbo R	512061224		512061066		
	(X) with 120 mm riser (2024)	850 Turbo R	512061326		512061066		
	(X with Expert package) with 120 mm riser (2021 to 2024)	850 Turbo R	512061224		512061066		
	(Expert) with 165 mm riser (2020)	850 Turbo R	512061224		512061066		
	146" - 154" - 165" with 90 mm riser (2027)	600R, 850 E-TEC	512061326		512061698	512061066	
	146" - 154" - 165" with 120 mm riser (2025 and 2026)	600R, 850 E-TEC	512061224			512061066	
	146" - 154" - 165" with 120 mm riser (2024)	600R, 850 E-TEC	512061326		512061698	512061066	
	146" (2021 to 2023) - 154" - 165" (2018 to 2023) with 165 mm riser	600R, 850 E-TEC	512061224			512061066	
	137" - 146" with 145 mm riser (2020 and prior)	600R, 850 E-TEC	512061224			512061066	
EXPEDITION	(Sport, LE, Xtreme and SWT) with 145 mm riser	600 EFI REV Gen5	512061698				
		600 EFI REV Gen4	512061442	512061367			
		600R, 850 E-TEC	512061224			512061066	
		600RR	512061698			512061066	
		600 ACE, 900 ACE, 900T	ITC				
	(SE) with 120 mm Forward Adjustable Riser	600R, 850 E-TEC	512061326		512061698	512061066	
		600 ACE, 900 ACE, 900T	ITC				
	(SE) with 120 mm Forward Adjustable Riser (2024 and up)	900 Turbo R	512061584		512061492		
	(SE) with 120 mm Forward Adjustable Riser (2023)	900 Turbo R	512061396	512061584	512061492		
	(LE and Xtreme) with 145 mm riser (2027)	900 Turbo R	512061584		512061492		
SKANDIC	(LE and Xtreme) with 145 mm riser (2024 and 2025)	900 Turbo R	512061492	512061584			
	(LE and Xtreme) with 145 mm riser (2026)	900 Turbo R	512061396	512061584	512061492		
	(LE and Xtreme) with 145 mm riser (2023)	900 Turbo R	512061396	512061584	512061492		
	(WT, SWT, LE, SE and Sport) with 145 mm riser	600 EFI REV Gen5	512061698				
		600 EFI REV Gen4	512061442	512061367			
		600R, 850 E-TEC	512061224			512061066	
		600RR	512061698			512061066	
		600 ACE, 900 ACE, 900T	ITC				
	TUNDRA	(LT, LE and Sport) with 145 mm riser	600R, 850 E-TEC	512061224			
			600 ACE, 900 ACE, 900T	ITC			
		600 EFI REV Gen5	512061698				
		600 EFI REV Gen4	512061442	512061367			
BACKCOUNTRY	(X, X-RS, Sport and Adrenaline) with 120 mm riser (2025 and up)	600R, 850 E-TEC	512061224			512061066	
		850 Turbo R	512061224		512061066		
		600RR	512061698			512061066	
	Backcountry, X, X-RS, Sport and Adrenaline) with 120 mm riser (2024 and prior)	600 EFI REV Gen5	512061698				
		600 EFI REV Gen4	512061367		512061442		
		600R, 850 E-TEC	512061326		512061698	512061066	

Stock on vehicle.

No further requirement.

Must order indicated cable.

No fit, no adequate cable available.



NEW



ADJUSTABLE RISERS				FIXED RISERS						FORWARD ADJUSTABLE RISER	EXTENSION FOR FORWARD ADJUSTABLE RISER
860203035	860203090	860202859	860201874	860201944	860201427	860201718	860201632	860201428	860201560	860201320	860201836
(70 and 95 mm)	(120 and 145 mm)	(70 mm)	(90 mm)	(95 mm)	(120 mm)	(145 mm)	(165 mm)	(190 mm)	(210 mm)	(120 mm) [riser]	(45 mm)
512061699		512061699						512061066			
512061367		512061367		512061367							
	512061442					512061442	512061442				
512061699		512061699						512061066	512061066		
512061699		512061699						512061066	512061066		
	512061698					512061698	512061698	512061066	512061066		
512061699		512061699						512061066	512061066		
512061699	512061698	512061699		512061699	512061698	512061698					
		512061699					512061066	512061066			
		512061699						512061066			
	512061698					512061698	512061066	512061066			
		512061699						512061066			
	512061698					512061698	512061698	512061066	512061066		
512061699		512061699						512061066	512061066		
	512061698					512061698	512061698	512061066	512061066		
512061699		512061699						512061066	512061066		
512061699	512061698	512061699				512061698	512061066	512061066	512061066		
	512061698					512061698	512061066	512061066	512061066		
		512061699						512061066			
512061699		512061699						512061066		512061367	
512061367		512061367		512061367							
512061699		512061699						512061066	512061066		
512061699		512061699						512061066	512061066		
	512061698					512061698	512061698	512061066	512061066		
							512061492				
512061584	512061492	512061584		512061584		512061492	512061492				
							512061492				
512061584		512061584		512061584						512061584	
512061584	512061492	512061584		512061584			512061492				
512061699		512061699						512061066			
512061367		512061367		512061367						512061367	
512061699		512061699						512061066	512061066		
512061699		512061699						512061066	512061066		
512061699		512061699						512061066			
512061367		512061367		512061367						512061367	
512061699		512061699						512061066			
512061367		512061367		512061367						512061367	
512061699		512061699						512061066	512061066		
512061699		512061699						512061066			
512061367		512061367		512061367						512061367	
512061699		512061699						512061066	512061066		
512061699		512061699						512061066			
512061367		512061367		512061367						512061367	
512061699		512061699						512061066	512061066		
512061699		512061699						512061066			
	512061442					512061442	512061442				
	512061698					512061698	512061698	512061066	512061066		

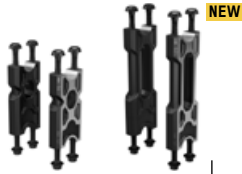
# // ADJUSTABLE RISERS & EXTENSION KITS



ADJUSTABLE RISERS

MODELS	PACKAGES	ENGINES	STOCK THROTTLE CABLE	860202999	860203092	860203093
				(90-120 mm)	(120-160 mm)	(150-220 mm)
RENEGADE	(Sport) with 120 mm riser (2021 to 2023)	600 EFI REV Gen4	512061367		512061442	
	(Adrenaline with Enduro package) with 120 mm riser (2025 and up)	600R, 850 E-TEC	512061224			512061066
	(Adrenaline with Enduro package) with 120 mm riser (2024) (Adrenaline, and Enduro) with 120 mm riser (2019 to 2023)	600R, 850 E-TEC	512061326		512061698	512061066
	(Adrenaline) with 120 mm riser (2017 and 2018)	600R, 850 E-TEC	512061026	512061699	512061698	512061066
	(X and X-RS) 137" with 120 mm <i>Forward Adjustable Riser</i> (2019 to 2023)	600R, 850 E-TEC	512061326		512061698	512061066
	(X and X-RS) 137" with 120 mm <i>Forward Adjustable Riser</i> (2017 and 2018)	600R, 850 E-TEC	512061026	512061699	512061698	512061066
	(X-RS with COMPETITION PACKAGE) 137" with 90 mm (2022 and 2023)	600R, 850 E-TEC	512061326		512061698	512061066
	(Adrenaline with Enduro package ) with 120 mm riser (2027)	600RR	512061698			512061066
	(Enduro, Adrenaline, Adrenaline with Enduro package and SPORT) with 120 mm riser (2019 and up)	600 ACE, 900 ACE, 900T	ITC			
	(X and X-RS) 137" with 120 mm <i>Forward Adjustable Riser</i> (2019 and up)	600 ACE, 900 ACE, 900T	ITC			
	(Adrenaline and Adrenaline with Enduro package) with 120 mm riser (2024 and up)	900 Turbo R	512061584		512061492	
	(Adrenaline with Enduro package) with 120 mm riser (2022 and 2023)	900 Turbo R	512061396	512061584	512061492	
	(X and X-RS) 137" with 120 mm <i>Forward Adjustable Riser</i> (2024 and up)	900 Turbo R	512061584		512061492	
(X and X-RS) 137" with 120 mm <i>Forward Adjustable Riser</i> (2022 and 2023)	900 Turbo R	512061396	512061584	512061492		
MXZ	(Sport) with 90 mm riser (2026 and up)	600 EFI REV Gen5	512061699		512061698	
	(Neo) Premium and Base with 120 mm riser (2026 and up)	600 EFI REV Gen5	512061698			
	(Neo) Premium and Base with 120 mm riser (2025)	600 EFI REV Gen4	512061442	512061367		
	(Sport) with 90 mm riser (2024 and 2025)	600 EFI REV Gen4	512061367		512061442	
	(Sport) with 120 mm riser (2023 and prior) (Neo) Premium and Base with 120 mm riser (2024 and prior)	600 EFI REV Gen4	512061367		512061442	
	(Adrenaline, Adrenaline with Blizzard package, Blizzard, X, X-RS and X-RS with Competition package) with 90 mm riser (2023 and up)	600R, 850 E-TEC	512061326		512061698	512061066
	(TNT and Blizzard ) with 120 mm riser (2019 to 2022)	600R, 850 E-TEC	512061326		512061698	512061066
	(TNT and Blizzard ) with 120 mm riser (2017 and 2018)	600R, 850 E-TEC	512061026	512061699	512061698	512061066
	(X and X-RS ) with 120 mm <i>Forward Adjustable Riser</i> (2019 to 2022)	600R, 850 E-TEC	512061326		512061698	512061066
	(X and X-RS ) with 120 mm <i>Forward Adjustable Riser</i> (2017 and 2018)	600R, 850 E-TEC	512061026	512061699	512061698	512061066
	(Adrenaline, Adrenaline with Blizzard package, X , X-RS and X-RS with Competition package) with 90 mm riser (2027)	600RR	512061699		512061698	512061066
(X-RS with Competition package) with 90 mm riser (2024 and up)	850 Turbo R	512061326		512061066		
GRAND TOURING	(Sport and LE) with 120 mm riser	600 ACE, 900 ACE, 900T	ITC			
		900 Turbo R	512061584		512061492	
	(Limited) with 120 mm <i>Forward Adjustable Riser</i> (2019 to 2021)	600R, 850 E-TEC	512061326		512061698	512061066
	(LE with Platinum package) with 120 mm <i>Forward Adjustable Riser</i> (2025 and up) (Limited) with 120 mm <i>Forward Adjustable Riser</i> (2019 to 2023) (Luxury with Platinum package) with 120 mm <i>Forward Adjustable Riser</i> (2024)	600 ACE, 900 ACE, 900T	ITC			
	(LE with Platinum package) with 120 mm <i>Forward Adjustable Riser</i> (2025 and up)	900 Turbo R	512061584		512061492	
	(Luxury) with 120 mm <i>Forward Adjustable Riser</i> (2024) (Limited) with 120 mm <i>Forward Adjustable Riser</i> (2022 to 2023)	900 Turbo R	512061396	512061584	512061492	

Stock on vehicle.
  No further requirement.
  Must order indicated cable.
  No fit, no adequate cable available.



ADJUSTABLE RISERS

FIXED RISERS

FORWARD  
ADJUSTABLE  
RISER

EXTENSION  
FOR  
FORWARD  
ADJUSTABLE  
RISER

860203035	860203090	860202859	860201874	860201944	860201427	860201718	860201632	860201428	860201560	860201320	860201836
(70 and 95 mm)	(120 and 145 mm)	(70 mm)	(90 mm)	(95 mm)	(120 mm)	(145 mm)	(165 mm)	(190 mm)	(210 mm)	(120 mm) [riser]	(45 mm)
	512061442					512061442	512061442				
512061699		512061699						512061066	512061066		
	512061698					512061698	512061698	512061066	512061066		
512061699	512061698			512061699		512061698	512061698	512061066	512061066	512061698	512061698
	512061698					512061698	512061698	512061066	512061066		
512061699	512061698			512061699	512061698	512061698	512061698	512061066	512061066		512061698
	512061698					512061698	512061698	512061066	512061066		
512061699		512061699						512061066	512061066		
							512061492				
512061584	512061492	512061584		512061584		512061492	512061492				
							512061492				
512061584	512061492	512061584		512061584		512061492	512061492				
	512061698					512061698	512061698	512061066			512061698
512061699		512061699						512061066			
512061367		512061367		512061367						512061367	
	512061442					512061442	512061442				
	512061442					512061442	512061442				
	512061698					512061698	512061698	512061066	512061066		
	512061698					512061698	512061698	512061066	512061066		
512061699	512061698			512061699		512061698	512061698	512061066	512061066	512061698	512061698
	512061698					512061698	512061698	512061066	512061066		
512061699	512061698			512061699	512061698	512061698	512061698	512061066	512061066		512061698
	512061698					512061698	512061698	512061066	512061066		
	512061698					512061698	512061066	512061066			512061698
							512061492				
	512061698					512061698	512061698	512061066	512061066		
							512061492				
512061584	512061492	512061584		512061584		512061492	512061492				

## ADJUSTABLE RISERS & EXTENSION KITS

### EXTENSION KIT FOR STRAIGHT HANDLEBAR

REV-XS (except Grand Touring and Expedition), XR, XP, XU Tundra

REV-XS Renegade Backcountry (2011 and up) with 6.3" (160 mm) riser block

860200820 • 6.3" (160 mm)

860200821 • 8" (205 mm)

- Handlebar Extension Kit to fit all riding styles.
- Works with all stock wiring and cables.



# BUMPERS, HITCHES & WINCHES

## BUMPERS

<b>NEW ADJUSTABLE REAR BUMPER</b>	REV Gen5 129"	<b>860202638</b>	
	REV Gen5 137"	<b>860203086</b>	
	REV Gen5 146"	<b>860203087</b>	



- Fully adjustable rear bumper.
- Provides optimized adjustments up and down help when maneuvering the vehicle by hand.
- Allows for proper body posture when lifting depending on rider height and/or snow depth.
- Patent pending.
- Cannot be used on vehicles with short and super short tunnel.

<b>ADVENTURE FRONT PLATE</b>	REV Gen5 (except Skandic and Tundra), REV Gen4 (except Skandic and Tundra)	<b>860202563</b> • Manta Green <b>860202328</b> • Black	<b>860202411</b> • Neo Yellow <b>860202410</b> • Spartan Red
------------------------------	--	--	---



- Between a bumper and a skid plate.
- Made of stacked lightweight aluminum plates.
- Adds visual impact and extra protection.
- Requires XC Cast or Heavy-Duty Front Bumper.
- Required for Full Wrap-Around Front Bumper installation.

<b>XC CAST FRONT BUMPER</b>	REV Gen5 (except Deep Snow 2027, Skandic and Tundra), REV Gen4 (except Skandic and Tundra)	<b>860202327</b>	
	REV Gen5 (except Skandic and Tundra) REV Gen4 (except Skandic and Tundra)	<b>NEW 860203158</b>	



- Add extra protection and attitude with this bumper.
- Lightweight cast aluminum heat treated construction.
- Works with or without the Adventure Front Plate.
- Works with all skid plates.

<b>ADVENTURE FRONT BUMPER</b>	REV Gen4 (Narrow) (except Neo)	<b>860201511</b> • Black / White* <b>860201474</b> • White / Black* <b>860201599</b> • Green / Black* <b>860201681</b> • Black / Black*	<b>860201898</b> • Lava Red / Black* <b>860201897</b> • Octane Blue / Black* <b>860202135</b> • Yellow / Black*
-------------------------------	--------------------------------	--	---



- Made of stacked lightweight aluminum plates.
- Makes a visual impact and provides added protection.
- Not compatible on vehicle equipped with SAS suspension.

<b>FRONT BUMPER</b>	REV Gen4 (Narrow)	<b>502007460</b> • Black	
---------------------	-------------------	--------------------------	--



- Easy-install bumper changes the appearance of your sled in minutes.

<b>FRONT BUMPER</b>	REV-XM, XS	<b>860201175</b> • Sunburst Yellow	<b>860201167</b> • Black
		<b>860201168</b> • Orange Crush	<b>860201173</b> • Manta Green



- Easy-install bumper changes the appearance of your sled in minutes.

\*While supplies last.

**BUMPERS**

<b>XC FRONT BUMPER</b>	REV-XM, XS	<b>860201318</b> • Black
------------------------	------------	--------------------------



- The ultimate front protection for your sled, providing additional front and lateral protection.
- Large center grab area for additional leverage.
- Heavy-duty performance with lightweight aluminum construction.

<b>HD FULL WRAP-AROUND MODULAR FRONT BUMPER</b>	REV Gen5 (Wide) 16" [except Tundra], REV Gen4 (Wide) 16" [except Tundra]	<b>860202870*</b>
	REV Gen5 20" [except Skandic], REV Gen4 20" [except Skandic]	<b>860202640</b>
	REV Gen5 24" [except Skandic], REV Gen4 24" [except Skandic]	<b>860202736</b>



- A modular bumper system that allows for additional lateral and front protection, giving you the ability to choose between a standard central front bumper or a 1.25" receiver hitch.
- Rugged steel tubes add protection while maintaining access to side panels.
- Center HD Front Bumper Tube (860203012) or Center HD Front Bumper Hitch Mount (860202881) required for installation.
- Not compatible with Driver Footrests (860201932, 860201613, 860201614) and Lateral Footplates (860202656).

*\*The Heavy-Duty Front Bumper (860203107) is required to install the HD Full Wrap-Around Modular Front Bumper on the 16".*

<b>CENTER HD FRONT BUMPER HITCH MOUNT</b>	REV Gen5 (Wide) [except Skandic and Tundra], REV Gen4 (Wide) [except Skandic and Tundra]	<b>860202881</b>
---	--	------------------



- Allows installation of 1.25" draw bar or Multi-Mount HD 2500 Winch (860200992) on front of the sled.
- Receiver is used in conjunction with HD Full Wrap-Around Modular Front Bumper (860202870, 860202640 or 860202736).
- The wrap-around bumper system is designed so you can choose between installing a Center HD Front Bumper (860203012) or a Center HD Front Bumper Hitch Mount (860202881).

<b>CENTER HD FRONT BUMPER</b>	REV Gen5 (Wide) [except Skandic and Tundra], REV Gen4 (Wide) [except Skandic and Tundra]	<b>860203012</b>
-------------------------------	--	------------------



- Standard front tube assembly is used in conjunction with HD Full Wrap-Around Modular Front Bumper (860202870, 860202640 or 860202736).
- The wrap-around bumper system is designed so you can choose between installing a Center HD Front Bumper (860203012) or a Center HD Front Bumper Hitch Mount (860202881).

<b>FULL WRAP-AROUND FRONT BUMPER</b>	REV Gen5 24" Skandic, REV Gen4 (Wide) 24" Skandic	<b>860201984</b>
	REV Gen5 16" Tundra, REV Gen4 (Wide) 16" Tundra	<b>860201982*</b>
	REV Gen5 20" Skandic, REV Gen4 (Wide) 20" Skandic	<b>860201983**</b>



- Modular full wrap-around front bumper system.
- Tubular steel construction for strength on mid section.
- Protects side panels while still allowing access to them.

*\*Heavy-Duty Front Bumper (860202198) required for installation.  
\*\*Requires Heavy-Duty Front Bumper (860202198) for Skandic Sport.*

<b>1 1/4" FRONT RECEIVER</b>	REV Gen5 Skandic and Tundra, REV Gen4 (Wide) Skandic and Tundra	<b>860201991</b>
------------------------------	---	------------------



- Receiver for use with wrap-around front bumpers for LTS suspension models.
- Allows use of 1 1/4" draw bar on front of sled.

<b>SIDE PANEL PROTECTORS</b>	REV Gen5 Tundra, 20" Skandic, REV Gen4 (Wide) Tundra, 20" Skandic	<b>860202199</b>
------------------------------	---	------------------










- Use with Full Wrap-Around Front Bumper (860201982 or 860201983).
- Strong steel construction.
- Protect side panels and hood.
- Both swing out of the way for easy access.
- Clean, rugged look.

*\*While supplies last.*







<p><b>SIDE PANEL PROTECTORS</b></p> 	<p>REV Gen4 (Wide) 16", REV Gen4 Expedition 20"</p>	<p><b>860201677</b></p>	
<p><b>HEAVY-DUTY FRONT BUMPER</b></p> 	<p>REV Gen5 (except Deep Snow 2027, Skandic and Tundra), REV Gen4 (Wide) (except Skandic and Tundra) REV Gen5 Skandic and Tundra, REV Gen4 (Wide) Skandic and Tundra</p>	<p><b>860201819</b> <b>860202198</b></p>	<ul style="list-style-type: none"> <li>• Standard on REV Gen5 (Wide) Renegade Enduro, REV Gen4 (Wide) Renegade Enduro, Expedition LE and Expedition SE.</li> </ul>
<p><b>NEW HEAVY-DUTY FRONT BUMPER</b></p> 	<p>REV Gen5 (except Skandic and Tundra), REV Gen4 (Wide) (except Skandic and Tundra)</p>	<p><b>860203107</b></p>	<ul style="list-style-type: none"> <li>• Standard on REV Gen5 (Wide) Renegade Enduro, REV Gen4 (Wide) Renegade Enduro, Expedition LE and Expedition SE.</li> </ul>
<p><b>1 1/4" TRAILMAKER FRONT BUMPER RECEIVER</b></p> 	<p>REV Gen4 (Wide) 20" and 24" (except Skandic)</p>	<p><b>860201825</b></p>	<ul style="list-style-type: none"> <li>• Receiver for use with Full Wrap-Around Front Bumper (860201822 and 860202027).</li> <li>• Allows use of 1 1/4" draw bar on front of sled.</li> </ul>
<p><b>HEAVY-DUTY FRONT BUMPER WITH 2" RECEIVER</b></p> 	<p>REV-XU Skandic</p>	<p><b>860200987</b></p>	<ul style="list-style-type: none"> <li>• Increases front protection.</li> <li>• Integrated 2" Multi-Mount Receiver.</li> <li>• Works with 2" Multi-Mount Drawbar (860201117) and Multi-Mount Winch (860200992).</li> <li>• Note: Not compatible with Prefilter Grille Kit (860201152).</li> </ul>
<p><b>FULL WRAP-AROUND FRONT BUMPER</b></p> 	<p>REV-XU Tundra</p>	<p><b>860200572*</b></p>	<ul style="list-style-type: none"> <li>• Full 1.25" (3.8 cm) diameter heavy-duty steel wrap-around model.</li> <li>• Delivers added protection to front of sled and side panels.</li> <li>• Attaches to existing bumper and footrests.</li> </ul>
<p><b>EXTRA FRONT BUMPER</b></p> 	<p>REV-XU Skandic</p>	<p><b>860200561</b></p>	<ul style="list-style-type: none"> <li>• Heavy-duty front bumper.</li> </ul>

\*While supplies last.

**BUMPERS**

<b>ADVENTURE REAR BUMPER</b>	REV Gen5 Neo 120", REV Gen4 Neo 120"	<b>860202224</b> • Neo Yellow/Black	
	<ul style="list-style-type: none"> <li>• Stunning style that matches the Adventure Front Plate.</li> <li>• Constructed with a combination of lightweight extruded and heat treated cast aluminum for strength – like the XC Cast Bumper.</li> </ul>		
<b>ADVENTURE REAR BUMPER 16"</b>	REV Gen5, REV Gen4 – 129"	<b>860202412</b> • Black / Black <b>860202396</b> • Neo Yellow	<b>860202540</b> • Spartan Red
	<ul style="list-style-type: none"> <li>• Stunning style that matches the Adventure Front Plate.</li> <li>• Constructed with a combination of lightweight extruded and heat treated cast aluminum for strength – like the XC Cast Bumper.</li> </ul>		
<b>ADVENTURE REAR BUMPER 16"</b>	REV Gen5, REV Gen4 – 137" and 146" with short tunnel	<b>860202397</b> • Black / Black <b>860202398</b> • Neo Yellow	<b>860202658</b> • Orange Crush <b>860202539</b> • Spartan Red
	<ul style="list-style-type: none"> <li>• Stunning style that matches the Adventure Front Plate.</li> <li>• Constructed with a combination of lightweight extruded and heat treated cast aluminum for strength – like the XC Cast Bumper.</li> <li>• Compatible with LinQ Snowboard/Ski.</li> </ul>		
<b>ADVENTURE REAR BUMPER 16"</b>	REV Gen5, REV Gen4 – 146" and 154" with short tunnel	<b>860202400</b> • Black / Black	<b>860202401</b> • Neo Yellow <b>860202543</b> • Spartan Red
	<ul style="list-style-type: none"> <li>• Stunning style that matches the Adventure Front Plate.</li> <li>• Constructed with a combination of lightweight extruded and heat treated cast aluminum for strength – like the XC Cast Bumper.</li> <li>• Compatible with LinQ Snowboard/Ski.</li> </ul>		
<b>ADVENTURE REAR BUMPER 16"</b>	REV Gen5, REV Gen4 – 154" and 165" with short tunnel	<b>860202340</b> • Black / Black <b>860202402</b> • Neo Yellow	<b>860202754</b> • Orange Crush <b>860202542</b> • Spartan Red
	<ul style="list-style-type: none"> <li>• Stunning style that matches the Adventure Front Plate.</li> <li>• Constructed with a combination of lightweight extruded and heat treated cast aluminum for strength – like the XC Cast Bumper.</li> <li>• Compatible with LinQ Snowboard/Ski.</li> </ul>		
<b>ADVENTURE REAR BUMPER 16"</b>	REV Gen5, REV Gen4 – 165" and 175" with short tunnel	<b>860202403</b> • Black / Black <b>860202562</b> • Manta Green	<b>860202404</b> • Neo Yellow <b>860202755</b> • Orange Crush <b>860202541</b> • Spartan Red
	<ul style="list-style-type: none"> <li>• Stunning style that matches the Adventure Front Plate.</li> <li>• Constructed with a combination of lightweight extruded and heat treated cast aluminum for strength – like the XC Cast Bumper.</li> <li>• Compatible with LinQ Snowboard/Ski.</li> </ul>		
<b>ADVENTURE REAR BUMPER 16"</b>	REV Gen4 – 129"	<b>860202317</b> • Black / Black*	
	<ul style="list-style-type: none"> <li>• Matches the Adventure front bumper.</li> <li>• Stunning style and construction.</li> <li>• Made of lightweight stacked aluminum plates.</li> </ul>		

\*While supplies last.

<p><b>ADVENTURE REAR BUMPER 16"</b></p> 	<p>REV Gen4 154" and 165" with short tunnel</p>	<p><b>860202151</b> • Black / Black*</p>	<p><b>860202159</b> • Black / Lava Red*</p>	
<ul style="list-style-type: none"> <li>• Matches the Adventure front bumper.</li> <li>• Stunning style and construction.</li> <li>• Made of lightweight stacked aluminum plates.</li> </ul>				
<p><b>ADVENTURE REAR BUMPER 16"</b></p> 	<p>REV Gen4 165" and 175" with short tunnel</p>	<p><b>860202152</b> • Black / Black *</p>		
<ul style="list-style-type: none"> <li>• Matches the Adventure front bumper.</li> <li>• Stunning style and construction.</li> <li>• Made of lightweight stacked aluminum plates.</li> </ul>				
<p><b>HEAVY-DUTY REAR BUMPER</b></p> 	<p>REV Gen4 16"–146" REV Gen4 16"–154" REV Gen4 16"–165" REV Gen4 16"–175"</p>	<p><b>860201610</b> • Black <b>860201726</b> • Black <b>860201727</b> • Black <b>860201467</b> • Black*</p>		
<ul style="list-style-type: none"> <li>• Premium finish heavy-duty aluminum bumper for REV Gen4 platform.</li> <li>• Does not detract from deep snow performance.</li> <li>• Cannot be used on vehicles with short tunnel.</li> </ul>				
<p><b>REAR BUMPER</b></p> 	<p>REV Gen5 (Narrow), REV Gen4 (Narrow) 129" REV Gen5, REV Gen4 (Narrow) 137" REV Gen5 (Narrow), REV Gen4 (Narrow) 146" REV Gen5 (Narrow), REV Gen4 (Narrow) 154" REV Gen5, REV Gen4 (Narrow) 165" REV Gen4 (Narrow) 175" REV Gen4 (Wide) – Tundra 137"</p>	<p><b>518328745</b> • Black <b>518328746</b> • Black <b>518329553</b> • Black <b>518328501</b> • Black <b>518328697</b> • Black <b>518328834</b> • Black <b>518330033</b> • Black</p>	<p><b>518329152</b> • White*</p>	
<ul style="list-style-type: none"> <li>• Easy-install bumper changes the appearance of your sled in minutes.</li> <li>• Cannot be used on vehicles with short and super short tunnel.</li> </ul>				
<p><b>REAR BUMPER</b></p> 	<p>REV-XP, XR, XS (120" and 137")</p>	<p><b>518325481</b> • Black</p>		
<ul style="list-style-type: none"> <li>• Easy-install bumper changes the appearance of your sled in minutes.</li> </ul>				
<p><b>XU HEAVY-DUTY REAR BUMPER</b></p> 	<p>XU Skandic SWT, XU Expedition SWT XU Skandic WT, Expedition SE, LE, Xtreme 2019 and prior</p>	<p><b>860201106</b> • Aluminum <b>860200991</b> • Aluminum*</p>		
<ul style="list-style-type: none"> <li>• Ready to accept 2" Receiver (860201062).</li> <li>• Essential for modular towing options.</li> <li>• Provides complete rear protection.</li> <li>• Works hard during intense use.</li> <li>• Features convenient hand-gripping area.</li> </ul>				

\*While supplies last.

**BUMPERS**

**HITCH REAR BUMPER**



REV Gen5, REV Gen4 16" - 129"
REV Gen5, REV Gen4 16" - 137" (2026 and prior)
REV Gen5 16" - 137" (2027)
REV Gen5, REV Gen4 16" - 146"
REV Gen5 16", REV Gen4 16" - 154"
REV Gen5, REV Gen4 16" - 165"
REV Gen4 16" - 175"

<b>860201433</b> • Black
<b>860201471</b> • Black
<b>NEW 860203060</b> • Black
<b>860201612</b> • Black
<b>860201250</b> • Black
<b>860201424</b> • Black
<b>860201472</b> • Black

- Required for hitch use.
- Easy attachment with no cutting or drilling.
- Can be used with the LinQ Snowboard/Ski Rack (860202741).
- Does not fit with vehicles with short and super short tunnel.

**HITCH REAR BUMPER FOR SHORT TUNNEL**



REV Gen5 (Deep Snow) and REV Gen4 short tunnel - 146"
REV Gen5 (Deep Snow) with super short tunnel - 154"
REV Gen5 (Deep Snow) and REV Gen4 short tunnel - 154"
REV Gen5 (Deep Snow) with super short tunnel - 165"
REV Gen5 (Deep Snow) and REV Gen4 short tunnel - 165"
REV Gen5 (Deep Snow) and REV Gen4 short tunnel - 175"

<b>860202647</b>
<b>860203052</b>
<b>860202646</b>
<b>860203053</b>
<b>860202648</b>
<b>860202649</b>

- Required for hitch use and towing.
- Easy mounting with no cutting.
- Also reinforces the tunnel.
- Can be used with the LinQ Snowboard/Ski Rack (860202741).

**HITCH REAR BUMPER**



REV-XP, XM - 146"
REV-XP, XM - 154"
REV-XP, XM - 163"
REV-XP, XM - 174"

<b>860200953</b> • Black
<b>860200954</b> • Black
<b>860200955</b> • Black
<b>860201135</b> • Black

- Heavy-duty aluminum bumper for hitch applications.
- Easy attachment with no cutting or drilling.
- Doesn't fit Grand Touring SE, LE.

**HITCH REAR BUMPER**



REV-XS, XR, XP - 120" and 137"
REV-XS MXZ - 129"
REV-XS Renegade X-RS, XM Freeride, XU Tundra - 137"
REV-XS, XP, XR, XU Tundra - 120" and 137"

<b>860200952</b> • Black
<b>860201306</b> • Black
<b>860201307</b> • Black
<b>860200803</b> • Black*

- Heavy-duty aluminum bumper for hitch applications. *Does not fit on 137" Freeride.*
- Easy attachment with no cutting or drilling.
- Doesn't fit Grand Touring SE, LE.

**HEAVY-DUTY HITCH REAR BUMPER**



REV Gen5 24", REV Gen4 (Wide) 24"
REV Gen5 20", REV Gen4 (Wide) 20"

<b>860201942</b>
<b>860201795</b>

- Essential for modular towing options.
- Provides complete rear protection.
- Features convenient hand-gripping area.
- Adds towing capacity of 300 lb (136 kg), up to 1,500 lb (680 kg) total.
- 1 1/4" hitch receiver included.

\*While supplies last.

<b>HITCHES</b>		
<b>C-TYPE HITCH</b>	REV Gen5 16", REV Gen4 16", XP, XR, XS, XM, XU Tundra	<b>860201381</b>
	<ul style="list-style-type: none"> <li>• Heavy-duty C-type hitch works in conjunction with hitch rear bumper.</li> </ul>	
<b>TONGUE TYPE HITCH</b>	REV Gen5 16", REV Gen4 16", XP, XR, XS, XM, XU Tundra	<b>860200902</b>
	<ul style="list-style-type: none"> <li>• Heavy-duty tongue type hitch works in conjunction with hitch rear bumper.</li> </ul>	
<b>HEAVY-DUTY TONGUE HITCH</b>	REV Gen5 20" and 24", REV Gen4 20" and 24", XU 20" and 24"	<b>860201023</b> • Grey
	<ul style="list-style-type: none"> <li>• Cast stainless steel construction.</li> <li>• Mounting pattern for Heavy-Duty Hitch Rear Bumpers and Multi-Mount Drawbars.</li> <li>• Fits on Heavy-Duty Rear Bumper 20" and 24" (860201795, 860201942)</li> <li>• Fits on Multi-Mount Drawbar.</li> </ul>	
<b>HITCH TONGUE</b>	<b>511000521</b>	
	<ul style="list-style-type: none"> <li>• Easily transforms the C-Type Hitch (860201381) into a tongue-type hitch.</li> </ul>	
<b>1¼" TRAILER HITCH</b>	REV Gen5 Expedition Xtreme and Skandic Sport, REV Gen4 Expedition Xtreme and Skandic Sport	<b>860202062</b>
	<ul style="list-style-type: none"> <li>• Allows quick switching of towing hook-ups or winch use.</li> <li>• Stock on REV Gen4 Expedition LE, SE.</li> </ul>	
<b>1¼" MULTI-MOUNT DRAWBAR WITH NEW HITCH PIN</b>	Fits on 1¼" Trailer Hitch (860202062) and Front Receiver (860201991, 860201825)	<b>860202579</b>
	<ul style="list-style-type: none"> <li>• Allows quick installation and removal of different towing platforms.</li> <li>• Use with tongue or J-hook style hitches as needed.</li> </ul>	
<b>2" MULTI-MOUNT DRAWBAR</b>	Fits on XU with Rear 2" Receiver (860201062) or Heavy-Duty Front Bumper (860200987)	<b>860201117</b>
	<ul style="list-style-type: none"> <li>• Allows quick installation and removal of different towing platforms.</li> <li>• Compatible with J-Hitch (860201142) and Heavy-Duty Tongue Hitch (860201023).</li> </ul>	

## HITCHES

### FRONT & REAR HITCH DRAWBAR



Fits on XU Rear 2" Receiver (860201062) or Heavy-Duty Front Bumper (860200987)

715008350

- Fits 2" receiver hitch.
- Hitch ball not included.

### J-HITCH



REV Gen5 20" and 24", REV Gen4 20" and 24", XU 20" and 24"

860201142

- Fits on Heavy-Duty Rear Bumper 20" and 24" (860201795, 860201942).
- Fits on Multi-Mount Drawbar (860202579, 860201117).
- Spring-loaded latch system for quick, secure hook-up.

## ACCESSORIES

### 2" RECEIVER FOR HEAVY-DUTY REAR BUMPER



Fits on XU Heavy-Duty Rear Bumpers WT (860200991) or SWT (860201106)

860201062

- Easy installation.
- Standard 2" size for wide compatibility.
- Allows quick switching of towing hook-ups or winch use.
- Does not fit with stock tongue hitch 2016–2018.

### MULTI-MOUNT HD 2500 WINCH



REV Gen5 20" and 24", REV Gen4 (Wide) 20" and 24" Expedition and Skandic XU

860202331

860200992\*

- Integrated carry handle to easily manage winch mounting.
- Side Tunnel mount for easy access and secure storage.
- Ergonomic clutch handle.
- Rugged all-steel gears and bushings provide more torque and longer life.
- Automatic 100% load-holding brake.
- Sealed solenoid for all-weather protection.
- Weather-sealed handlebar mounted switch.
- Corded 10 ft (3 m) weather sealed hand-held remote.
- Pulling strength capability of 2,500 lb (1,134 kg).
- 50 ft of 3/16" (15.2 m of 4.8 mm) wire steel cable.
- Heavy-duty 4-way roller fairlead.
- EC compliant.
- Fits Heavy-Duty Hitch Rear Bumper (860201795) and 1 1/4" Trailer Hitch Receiver.

### HAWSE GUIDE




- Replaces Roller Fairlead for longer cable life.
- For use with synthetic cable only.
- Replaces Roller Fairlead when Synthetic Cable (715004254) is installed.


860201143


# SLEIGH, RACKS & HOLDERS


## SLEIGH

<b>LinQ SLEIGH</b>	Fits on vehicles equipped with Tongue Hitch	<b>860202544</b>
	<ul style="list-style-type: none"> <li>Comes with an easy to retract protective cover that prevents snow intrusion while still allowing the installation of LinQ accessories on the sleigh top.</li> <li>LinQ accessories can be installed on top and inside (LinQ Cargo Base Kit not included).</li> <li>Made of high-molecular-weight polyethylene.</li> <li>2-part removable cover.</li> <li>Rain resistant.</li> </ul>	<ul style="list-style-type: none"> <li>Carbide ready (860201044).</li> <li>Slots for dividers precast in. (Dividers not included.)</li> <li>Dimensions 81" (206 cm) L x 33" (84 cm) W x 21" (54 cm) H.</li> <li>Volume 110 US gallons (485 L).</li> <li>Weight capacity: 750 lb (340 kg) TOTAL (including top); max on top 75 lb (34 kg).</li> <li>Spring dampened pull bar.</li> </ul>


## RACKS

<b>STACKABLE LinQ DECK</b>	REV Gen5 20" and 24", REV Gen4 (Wide) 20" and 24"	<b>860202746</b>
	<ul style="list-style-type: none"> <li>Doubles the LinQ mounting surface area of the tunnel positions 1 and 2.</li> <li>Top deck maximum weight capacity: 50 lb (22 kg), total tunnel weight capacity with Stackable LinQ Deck installed: 100 lb (44 kg).</li> <li>Steel and aluminum structure is covered with polypropylene for long life.</li> <li>Eight LinQ attachment points for single mount accessories like LinQ Tool Holder (860201846) and LinQ Working Light (860202380).</li> <li>Lever operated latch opens/closes the deck.</li> <li>Equipped with a gas strut that holds the deck open for easier access to cargo underneath.</li> </ul>	<ul style="list-style-type: none"> <li>Reinforcement kit included to give extra protection to the Cargo Rack Kit when Stackable LinQ Deck is installed.</li> <li>Ability to leave equipment installed on the top deck when there is no passenger seat installed.</li> <li>Requires LinQ Cargo Base Kit (860201806) for installation of an accessory using position 2 on top of the Stackable LinQ Deck.</li> <li>Requires installation of Cargo Rack Kit (860202245) for Expedition Xtreme and Skandic Sport.</li> <li>We recommend changing the stock rear springs for stiffer springs when installing the Stackable LinQ Deck.</li> </ul>

<b>LinQ SNOWBOARD/SKI RACK</b>	REV Gen5 16", REV Gen4 16", 146" and longer (except Expedition) Fits short and super short tunnel (except 146" super short tunnel)	<b>860202741</b>
	<ul style="list-style-type: none"> <li>Newly redesigned.</li> <li>Simpler, quicker and easier way to attach skis or snowboards.</li> <li>Fits 2 snowboards or 1 pair of skis and poles.</li> <li>Easy to adjust from skis to boards and back in seconds.</li> <li>Fits all sizes of skis, snowboards and snowsurfs.</li> <li>Easy release straps can be operated with gloves on.</li> </ul>	<ul style="list-style-type: none"> <li>Rubber cushions protect edges and hold ski poles securely without damage.</li> <li>Non-intrusive positioning.</li> <li>Compatible with stock bumper, requires Reinforcement Kit (860202742).</li> <li>Compatible with new hitch and Adventure rear bumpers (casting included).</li> <li>Requires LinQ Cargo Base Kit (860201806) on REV Gen4 16" tunnels for 2021 and prior models.</li> </ul>

<b>LinQ SNOWBOARD/SKI RACK REINFORCEMENT KIT</b>	Fits with LinQ Snowboard/Ski Rack (860202741) except Expedition, Tundra LT, Tundra LE and super short tunnel	<b>860202742</b>
	<ul style="list-style-type: none"> <li>Required to install the LinQ Snowboard/Ski Rack (860202741) with the stock rear bumper.</li> <li>Adds strength and support to the tunnel.</li> </ul>	

<b>PROTECTIVE DECAL FOR LinQ SNOWBOARD/SKI RACK</b>		<b>516006982</b>
<i>(Not illustrated)</i>	<ul style="list-style-type: none"> <li>To protect your tunnel from ski tip scratches when using the LinQ Snowboard/Ski Rack.</li> </ul>	

<b>LinQ REAR CARGO RACK</b>	REV Gen5 20" and 24", REV Gen4 (Wide) 20" and 24"	<b>860201800</b>
	<ul style="list-style-type: none"> <li>Replaces passenger seat for extra cargo capacity.</li> <li>Simple attachment.</li> <li>Retains underseat access with clever hinge system.</li> <li>Allows use of more LinQ bags.</li> <li>Works even when the Stackable LinQ Deck (860202746) is installed.</li> </ul>	

**RACKS**

<b>LinQ REAR CARGO RACK</b>	REV-XU Skandic and Expedition	<b>860200914</b>	
-----------------------------	-------------------------------	------------------	--



- Provides mounting point for LinQ Cargo Base Kit (860201806).
- Compatible with LinQ fuel caddies and tunnel bags.
- Easily interchangeable with passenger seat.
- Provides additional cargo space.

<b>CARGO RACK KIT</b>	REV Gen4 146" Backcountry (except Backcountry X-RS) , Summit SP, Tundra	<b>860202217</b>	
	REV Gen5 154" Expedition Sport, Tundra, REV Gen4 154" Summit SP, Tundra, Expedition Sport	<b>860202223</b>	



- Maximizes tunnel cargo capacity.
- Integrated anchor points for bungees or tie downs.
- Adds functionality with mounts for LinQ Tool Holders (860201846).

<b>LinQ UNIVERSAL RACK</b>	REV Gen5, REV Gen4	<b>860202208</b>	
----------------------------	--------------------	------------------	--



- This Universal Rack can make generic accessories LinQ compatible.
- Allows a multitude of products and configurations on LinQ tunnels.

<b>LinQ UNIVERSAL RACK – OTHER BRANDS</b>	Other brands of vehicles with tunnel of 15" to 17" wide (378 mm to 432 mm)	<b>860202357</b>	
---	--	------------------	--



- Universal rack designed to fit non-LinQ tunnels (Ski-Doo and competitive brands).
- Install LinQ accessories on non-LinQ compatible tunnels.
- Allows a multitude of products and configurations on almost any sled.
- Double the storage by adding another on longer tunnels.
- Includes installation hardware for side mounting.
- Fits 14.875" to 17" (37.8 cm to 43.2 cm) wide tunnels.

<b>LUGGAGE RACK REINFORCEMENT PLATES</b>	REV-XM, XP, XR, XS, XU Tundra	<b>860200798</b>	
--	-------------------------------	------------------	--



- Additional reinforcement for your long and short rear racks.
- Made of high strength steel.
- Sold in pairs.

<b>CARGO RACK KIT</b>	REV Gen5 20" Expedition Xtreme and Skandic Sport, REV Gen4 (Wide) 20" Expedition Xtreme and Skandic Sport	<b>860202245</b>	
-----------------------	---	------------------	--



- A convenient way to maximize tunnel cargo space.
- Required to install the Chain Saw Holder (860202979).
- Includes the rack and hardware.
- 1 1/4" hitch included.

**REAR RACK EXTENSION**

REV-XU Skandic and Expedition

**860200700**



- Delivers increased cargo space.
- Does not fit with XU Heavy-Duty Rear Bumper (860201106).

**HOLDERS**

**LinQ AXE HOLDER**

REV Gen5, REV Gen4, XM, XS, XU,137" and up

**860201854**



- Securely mounts on either side of the tunnel using LinQ anchors.
- Universal sizing to fit a wide variety of axes.
- Works even when the Stackable LinQ Deck (860202746) is installed.
- Does not fit with 146" and 147" super short tunnel.

**CHAIN SAW HOLDER**

REV Gen5 20" and 24", REV Gen4 (Wide) 20" and 24"

**860202979**



- Securely mounts to rear of vehicle.
- Retains full function of LinQ accessories, including cargo box.
- Compatible with most blades up to 18".
- Cargo Rack Kit (860202245) required for Expedition Xtreme and Skandic Sport.
- Not compatible with LinQ Adventure Cargo Box (860202759).
- Not compatible with Stackable LinQ Deck (860202746).

**LinQ ICE AUGER HOLDER**

REV Gen5, REV Gen4, with 2 LinQ pairs or on top of the box

**860202779**



- New position on the tunnel or on Cargo Box Cover—doesn't add width to the snowmobile.
- Great for riding in wooded areas.
- Easy installation with LinQ brackets.
- Mount and dismount your auger in seconds with the two-point mounting system.
- Handles augers with up to 8" blades.
- Compatible with Stackable Deck and LinQ Cargo Boxes, accommodating 4 LinQ anchors on the lid.

**LinQ ICE AUGER HOLDER**

REV Gen5 20" and 24" (except Skandic Sport and Expedition Xtreme), REV Gen4 (Wide) 20" and 24" (except Skandic Sport and Expedition Xtreme)

**860201828**



- Securely mounts to right side of vehicle.
- Easy on/off and installation.
- Retains full function of LinQ accessories.
- Handles augers with up to 10" blades.
- Works even when the Stackable LinQ Deck (860202746) is installed.
- May be installed with Heavy-Duty Hitch Rear Bumper (860201795).
- Does not fit with the LinQ Utility Premium Cargo Box (860202802) and the Low Profile Cargo Box (860202897).

**HOLDERS****LinQ TOOL HOLDER**

REV Gen5, REV Gen4, XS, XM

**860201846**

- Designed for universal applications.
  - Convenient swivel latch allows tools like a shovel to be stored in multiple positions.
  - Designed specifically for winter use.
  - Sold in pairs.
- Can be installed on the Stackable LinQ Deck (860202746).

**SHOVEL WITH SAW HANDLE****860201919**

- Design with better cutting edge.
- Features integrated saw handle.
- Blade flips 90° to pull snow away.
- Can be dismantled for easy storage.

**SAW & HANDLE REPLACEMENT FOR SHOVEL****520002004**







- D-shaped handle.

**SKI-DOO PULLING STRAP****860202195**

- Save your back and get unstuck the easy way.
- Lightweight, compact, affordable.
- Extremely robust material.
- Available in yellow only. 2 per pack.

# PROTECTION & REINFORCEMENT

## REV GEN5, NEO & REV GEN4

<p><b>BRAKE AND CHAINCASE PROTECTORS</b></p>	<p>REV Gen5 (Deep Snow)                  REV Gen5 (except Deep Snow, Backcountry and Expedition)                  REV Gen5 Expedition, Skandic and Tundra,                  REV Gen4 Expedition, Skandic and Tundra</p>	<p><b>860202768</b>  <b>860202774</b>  <b>860202943</b></p>	
	<ul style="list-style-type: none"> <li>• Prevent your chaincase and under guard brake from getting damaged by rocks or logs.</li> <li>• Made from lightweight aluminum forging for maximum protection with limited extra weight on the sled.</li> <li>• Compatible with any skid plate.</li> </ul>		
<p><b>SKID PLATE</b></p>	<p>REV Gen5 (Deep Snow)</p>	<p><b>860202417</b> • Black  <b>860202418</b> • Neo Yellow</p>	<p><b>860202751</b> • Orange Crush  <b>860202603</b> • Catalyst Grey  <b>860202423</b> • Manta Green</p>
	<ul style="list-style-type: none"> <li>• Narrower than a Full Body, but wider than an Extreme skid plate in size – good blend of protection and agility.</li> <li>• Injection-molded process provides perfect fit and easier installation with a clean look. Smooth surfaces also reduce drag.</li> <li>• 4 mm thick high impact resistance polypropylene for durability.</li> <li>• Attachment kit included.</li> <li>• Chassis is premarked for easy installation.</li> </ul>		
<p><b>EXTREME SKID PLATE</b></p>	<p>REV Gen5 (Deep Snow)</p>	<p><b>860202851</b> • Black</p>	
	<ul style="list-style-type: none"> <li>• Injection-molded process provides a smooth surface, better definition, a perfect fit and easier installation.</li> <li>• For assertive riders who demand the ultimate protection.</li> <li>• Smooth bottom surface to reduce drag.</li> <li>• 4 mm thick, high impact resistance polypropylene for durability.</li> <li>• Attachment kit included.</li> <li>• Chassis is premarked for easy installation.</li> </ul>		
<p><b>FULL BODY SKID PLATE</b></p>	<p>REV Gen5 (Narrow)</p>	<p><b>860202625</b> • Orange Crush  <b>860202420</b> • Black  <b>860202421</b> • Neo Yellow</p>	
	<ul style="list-style-type: none"> <li>• Injection-molded process delivers clean lines, a perfect fit and easier installation. Smooth surfaces reduce drag.</li> <li>• 4 mm thick high impact resistance polypropylene for durability.</li> <li>• Attachment kit included.</li> <li>• Chassis is premarked for easy installation.</li> </ul>		
<p><b>FULL BODY SKID PLATE</b></p>	<p>REV Gen5 (Wide) 16" and 20",                  REV Gen4 (Wide) 16" and 20"</p>	<p><b>860201847*</b> • Lava Red  <b>860202753</b> • Neo Yellow</p>	<p><b>860202743</b> • Black  <b>860201810*</b> • White</p>
	<ul style="list-style-type: none"> <li>• Injection-molded process provides a smooth surface, better definition, a perfect fit and easier installation.</li> <li>• For assertive riders who demand the utmost protection.</li> <li>• Smooth bottom surface to reduce drag.</li> <li>• 4 mm thick, high impact resistance polypropylene for durability.</li> <li>• Extra wide, covers vital primary clutch, chaincase and front heat exchanger components to provide maximum underbelly protection.</li> <li>• Attachment kit included.</li> <li>• Chassis is premarked for easy installation.</li> <li>• Except Expedition 24", Skandic and Tundra.</li> </ul>		
<p><b>FULL BODY SKID PLATE</b></p>	<p>REV Gen4 (Narrow)</p>	<p><b>860202604*</b> • Neo Yellow  <b>860201583*</b> • Octane Blue  <b>860201227*</b> • Black</p>	<p><b>860201441*</b> • Sunburst Yellow  <b>860201442*</b> • Orange Crush  <b>860201443*</b> • White  <b>860201809*</b> • Lava Red</p>
	<ul style="list-style-type: none"> <li>• Injection-molded process delivers clean lines, a perfect fit and easier installation. Smooth surfaces reduce drag.</li> <li>• 4 mm thick high impact resistance polypropylene for durability.</li> <li>• Attachment kit included.</li> <li>• Chassis is premarked for easy installation.</li> </ul>		

\*While supplies last.

**REV GEN5, NEO & REV GEN4**

**NEW FULL BODY SKID PLATE**

REV Gen5 16" Tundra, REV Gen4 (Wide) 16" Tundra  
 REV Gen5 20" Skandic, REV Gen4 (Wide) 20" Skandic  
 REV Gen5 24" Skandic, REV Gen4 (Wide) 24" Skandic

**860203099**  
**860203100**  
**860203101**



860203099 860203100 860203101

- Provides maximum underbelly protection.
- Made of high molecular weight polyethylene.
- Utilizes threaded insert mounting system reducing installation time.
- Pre-drilled frame on vehicle for easy alignment/installation.

**FULL BODY SKID PLATE**

REV Gen5 and REV Gen4 (Wide) 24"

**860202043** • Black



- Made of high molecular weight polyethylene.
- Provides maximum underbelly protection.

**EXTREME SKID PLATE**

REV Gen4 (Narrow)

**860202392\*** • Orange Crush  
**860202178\*** • Lava Red

**860201738** • Black  
**860202177\*** • Octane Blue



- Injection-molded process provides a smooth surface, better definition, a perfect fit and easier installation.
- For assertive riders who demand the utmost protection.
- Smooth bottom surface to reduce drag.
- 4 mm thick, high impact resistance polypropylene for durability.
- Attachment kit included.
- Chassis is premarked for easy installation.

**RACING SKID PLATE**

REV Gen4 (Narrow)

**860201579** • Black



- Injection-molded process provides a smooth surface, better definition, a perfect fit and easier installation.
- For assertive riders who demand the utmost protection.
- Smooth bottom surface to reduce drag.
- 4 mm thick, high impact resistance polypropylene for durability.
- Attachment kit included.
- Chassis is premarked for easy installation.

**RADIATOR PROTECTOR**


**NEW** REV Gen5 and REV Gen4 16" - 129"  
 REV Gen5 and REV Gen4 16" - 137" (except short tunnel)  
 REV Gen5 and REV Gen4 16" - 146" (except short and super short tunnel)  
 REV Gen5 and REV Gen4 16" - 154" (except short and super short tunnel)  
 REV Gen5 and REV Gen4 16" - 165" (except short and super short tunnel)


**860203177**  
**860201830**  
**860201831**  
**860201832**  
**860201833**




- Premium tunnel cover for 16" 2-stroke models, providing additional protection against scratching.
- Works in conjunction with LinQ system.
- Stock on 16" 4-stroke models.
- Plastic construction.

**REV-XM & REV-XS**


<b>FULL BODY SKID PLATE</b>	REV-XM, XS	<b>860200740</b> • Orange Crush*	<b>860201035</b> • White
	<ul style="list-style-type: none"> <li>• Wide shape for full protection and maximum flotation.</li> <li>• Injection-molded process provides better definition, a perfect fit and easier installation.</li> <li>• For assertive riders who demand the utmost protection.</li> <li>• Smooth bottom surface to reduce drag.</li> <li>• 4 mm thick, high impact resistance polypropylene for durability.</li> </ul>	<ul style="list-style-type: none"> <li>• Extra wide, covers vital primary clutch, chaincase and front heat exchanger components to provide maximum underbelly protection.</li> <li>• Attachment kit included.</li> <li>• Chassis is premarked for easy installation.</li> <li>• Includes marking for 4-stroke oil change cut-out.</li> </ul>	


<b>FULL BODY SKID PLATE</b>	REV-XU Expedition SE, Xtreme, LE (2009-2019)	<b>860200563</b> *	
	<ul style="list-style-type: none"> <li>• Provides additional underbelly protection in off-trail conditions.</li> <li>• Made of high molecular weight polyethylene.</li> <li>• Helps glide on snow and prevents snow from sticking to the frame.</li> </ul>	<ul style="list-style-type: none"> <li>• Works with A-arm protectors.</li> <li>• Standard on REV-XU Expedition SE (2009-2019).</li> </ul>	


<b>FULL BODY SKID PLATE</b>	REV-XU WT 2016 and up REV-XU Tundra	<b>860201342</b> <b>860200601</b>	
	<ul style="list-style-type: none"> <li>• High molecular weight polyethylene.</li> <li>• Provides maximum underbelly protection in off-trail conditions.</li> <li>• Helps glide on snow and prevents snow from sticking to the frame.</li> </ul>		

<b>SKID PLATE FASTENER KIT</b>	REV-XP, XR, XS, XM	<b>860200808</b>	
<i>(Not illustrated)</i>	<ul style="list-style-type: none"> <li>• Made to fit and hold your skid plate securely in place.</li> </ul>		

**REINFORCEMENT**

<b>TUNNEL REINFORCEMENT</b>	REV Gen4 Summit X with Expert package, Summit X and Freeride 154"-165" with tMotion Adjustable Limiter Strap [860201861]	<b>860201995</b>	
	<ul style="list-style-type: none"> <li>• Additional strength and traction along the running board.</li> <li>• Machined aluminum extrusions.</li> <li>• Colors to add some style.</li> <li>• Provides more support and boot traction for aggressive riders.</li> </ul>	<ul style="list-style-type: none"> <li>• Compatible with tMotion Adjustable Limiter [860201861].</li> <li>• Does not fit with Remote Limiter Strap Adjuster [860201855 and 860201496].</li> </ul>	

<b>TUNNEL REINFORCEMENT</b>	REV Gen4 Summit Neo, Summit Edge, Summit SP, Backcountry, Backcountry X	<b>860201636</b> • Black <b>860201730</b> • Octane Blue	
	<ul style="list-style-type: none"> <li>• Additional strength and traction along the running board.</li> <li>• Machined aluminum extrusions.</li> <li>• Colors to add some style.</li> <li>• Provides more support and boot traction for aggressive riders.</li> </ul>	<ul style="list-style-type: none"> <li>• Not compatible with tMotion Adjustable Limiter [860201861].</li> </ul>	

<b>TUNNEL REINFORCEMENT</b>	REV Gen4 Summit X (except with Expert package), Freeride 154"-165"	<b>860201638</b> • Black <b>860201783</b> • Lava Red* <b>860201734</b> • Octane Blue*	
	<ul style="list-style-type: none"> <li>• Additional strength and traction along the running board.</li> <li>• Machined aluminum extrusions.</li> <li>• Colors to add some style.</li> <li>• Provides more support and boot traction for aggressive riders.</li> </ul>	<ul style="list-style-type: none"> <li>• Not compatible with tMotion Adjustable Limiter [860201861].</li> </ul>	

\*While supplies last.

## REINFORCEMENT

<b>RAIL REINFORCEMENT</b>	REV Gen4 146" to 165" with tMotion and cMotion rear suspensions	<b>860201005</b>	
---------------------------	---	------------------	--



- Increases rail strength and longevity.

<b>RAIL REINFORCEMENT</b>	REV Gen5 146" and up with tMotion and cMotion rear suspensions, REV Gen4, XM, XP 146" and up with tMotion and cMotion rear suspensions	<b>860201464</b>	
---------------------------	--	------------------	--




- Lightweight cast aluminum construction.
- Increases rail strength and longevity.
- Can replace stock stiffener on Freeride.

# SUSPENSION & SHOCK KITS

## SUSPENSION

<b>REMOTE COUPLER BLOCK ADJUSTER</b>	REV Gen4 129" and 137" with rMotion rear suspension (2020 and prior), MXZ Sport, Renegade Sport, Grand Touring Sport (2021 and up)	<b>860201902*</b>	
--------------------------------------	--	-------------------	--



- Allows rider to attune ski-loading to current trail conditions.
- Quickly change coupler block position with a twist of the wrist.
- Go from uncoupled to your preferred coupled setting instantly.
- Coupled = less transfer, more weight on skis under acceleration.
- Uncoupled = more transfer, easier to lift skis under acceleration.
- Patent pending.

<b>tMOTION ADJUSTABLE LIMITER STRAP</b>	REV Gen5 (Deep Snow)	<b>860202439</b>	
	REV Gen4 (Narrow) with tMotion and cMotion rear suspensions (except Freeride 146" 2020 and prior and Backcountry X-RS)	<b>860201861</b>	










- Quickly change limiter strap length by flipping a lever, to attune ride and handling to snow conditions and terrain.
- Shortening keeps the front end lower and improves track approach angle.
- Lengthening increases transfer and lifts the front end higher.
- Adjustment is equivalent to 2 holes on a conventional strap (1.3"/34 mm).
- Slim, non-intrusive design.
- 2 initial settings to choose from: holes 3 to 5 or 2 to 4 (compared to conventional strap hole positions).
- US patent 9022156.

<b>T MOTION KIT</b>	REV Gen5 (Deep Snow) (2026 and prior) (except Summit X 2026)	<b>860203028</b>	
---------------------	--	------------------	--



- Convert a tMotion XT fixed arm suspension into a tMotion X suspension.
- Articulated rear arm to increase maneuverability and agility.
- Does not fit with coil-over suspension.

\*While supplies last.

<p><b>tMOTION X COIL OVER REAR SUSPENSION KIT</b></p> 	<p>REV Gen5 (Deep Snow with tMotion X without coil) [2026 and prior]</p> <ul style="list-style-type: none"> <li>• Complete kit with Shock assembly, rear arm and mounts, allowing you to update your torsion spring tMotion X to a coil over tMotion X suspension.</li> <li>• Provides faster rebound, by geometry and calibration.</li> </ul>	<p><b>860203075</b></p> <ul style="list-style-type: none"> <li>• Reduces skid weight by 1.5 lb.</li> <li>• Helps to lift and pop the sled when hitting smaller deep snow bumps.</li> </ul>	
<p><b>tMOTION RIGID ARM</b></p> 	<p>REV Gen5 (Deep Snow) [2026 and prior] (except Summit X 2026)</p> <ul style="list-style-type: none"> <li>• Convert a tMotion X to a fixed arm tMotion XT suspension.</li> <li>• Fixed rear arm for technical riding in steep terrain.</li> <li>• Improves sidehilling performance.</li> <li>• More precise and predictable while sacrificing some ease and agility.</li> </ul>	<p><b>860202413</b></p> <ul style="list-style-type: none"> <li>• Does not fit with coil-over suspension.</li> </ul>	
<p><b>RAS RX FRONT SUSPENSION</b></p> 	<p>REV Gen5 (Wide) and REV Gen4 (Wide) with RAS X front suspension and 42" ski stance                  REV Gen5 (Narrow) and REV Gen4 (Narrow) with RAS X front suspension and 42" ski stance</p> <ul style="list-style-type: none"> <li>• Provides better cornering stability and steering precision.</li> <li>• The taller ski leg and the new geometry are inspired by the RAS-RS.</li> </ul>	<p><b>860203078**</b> <b>860202843</b></p> <p><small>**New RH &amp; LH Bottom Pan is required on the model year 2025 and prior models with Piggyback shock. See installation instructions for more details.</small></p>	
<p><b>FRONT SUSPENSION WIDENING KIT</b></p> 	<p>REV Gen5 (Deep Snow), REV Gen4 Summit and Freeride with 36" RAS 3 front suspension</p> <ul style="list-style-type: none"> <li>• Adjustable width 38.4"–40.1" (975–1,019 mm).</li> <li>• Includes X package shock absorbers and springs.</li> </ul>	<p><b>860201588</b></p>	
<p><b>RAS X FRONT SUSPENSION UPGRADE KIT (WITHOUT SHOCKS)</b></p> 	<p>REV Gen4 MXZ, Renegade and Grand Touring with RAS 3 front suspension</p> <ul style="list-style-type: none"> <li>• Update your sled's RAS 3 to the new RAS X configuration.</li> <li>• Provides wider ski stance offering sure-footed cornering with improved bump performance.</li> <li>• Kit includes new spindles and A-arms and all necessary hardware.</li> <li>• Compatible with Pilot X skis.</li> </ul>	<p><b>860202187</b></p>	
<p><b>FRONT SUSPENSION KIT (36")</b></p> 	<p>REV-XM, XS, XP</p> <ul style="list-style-type: none"> <li>• To update your sled to the REV-XM Summit X with T3 package.</li> <li>• Delivers the agility of the original S-36 handling package, plus the benefits of the RAS 2.</li> <li>• Better straightline tracking on big bumps.</li> </ul>	<p><b>860201153</b></p> <ul style="list-style-type: none"> <li>• Lighter weight.</li> <li>• Great styling.</li> <li>• HPG shocks.</li> <li>• Ski stance adjustable from 35.7" (90 cm) to 37.4" (95 cm).</li> </ul>	
<p><b>SWAY BAR QUICK-DISCONNECT LINK KIT</b></p> 	<p>REV Gen5 (Deep Snow except 32" ski stance), REV Gen4 Summit and Freeride, XM and XP Summit 2013 to 2020                  REV Gen5 and REV Gen4 Backcountry, Expedition and Summit 32"</p> <ul style="list-style-type: none"> <li>• Kit allows you to utilize the benefits of a sway bar on rough trails and quickly disconnect it for sidehilling.</li> <li>• Sold individually.</li> </ul>	<p><b>860200811</b> <b>860200667</b></p>	

\*While supplies last.

## NEO SUSPENSION

<b>RETROFITTABLE SWAY BAR</b>	Neo	<b>860202206</b>	
-------------------------------	-----	------------------	--



- Kit gives the rider the benefit of a sway bar for stability on trails.

<b>REAR SUSPENSION COIL</b>	Neo	<b>860202457</b>	
-----------------------------	-----	------------------	--



- Higher capacity springs for use with passengers or larger riders.

<b>SHOCK UPGRADE KIT</b>	Neo Base	<b>860202210</b>	
--------------------------	----------	------------------	--



- Premium front shock upgrade for base Neo model.
- KYB 36 mm high pressure gas shock absorber.
- Spring preload adjustment.
- Reverse mounting (body up) to minimize unsprung weight.

## KYB SHOCKS

<b>KYB PERFORMANCE SHOCKS KIT</b>	REV Gen5 and REV Gen4 with RAS X and RAS RX suspensions and 42" ski stance (except SAS)	<b>860202466</b>	
-----------------------------------	---	------------------	--



- Race Edition KYB shock absorbers.
- Piggyback 46 mm bodies with 16 mm shaft.
- Feature separate adjustments for high- and low-speed compression plus rebound damping.
- Kashima coated for friction-free performance and long life.
- Fits RAS X and RAS RX front suspension.

<b>NEW KYB UTILITY FRONT SHOCK UPGRADE</b>	REV Gen5 and REV Gen4 with 39" ski stance (except Neo)	<b>860202879</b>	
--	--	------------------	--



- Premium utility front shock package.
- Includes 2 KYB PRO 36 EA-3 Kashima coated front shocks with 3 step compression and rebound adjustment.
- Complete kit which includes shocks, springs, and installation hardware.



**FOX SHOCK KITS**

**REAR TRACK SHOCKS – LIGHTWEIGHT FLOAT 3 QS3 (CENTER) / 1.5 ZERO QSR WITH LOCK-OUT (REAR)**

REV Gen4 Summit and Freeride 146", 154", 165" with tMotion

**860202278\***

9.99



- This FOX kit features the Lightweight Float 3 center and 1.5 Zero with lock-out rear shocks to help your sled get skinny. The center shock features QS3 three position adjustment for quick and easy compression and rebound adjustments. The rear features QS3 compression adjustment plus a lockout feature.

- FEATURES:
  - Optimized lightweight shock design.
  - One piece, aluminum mounting hardware.
  - High-flow velocity-sensitive damping.
  - Internal groove position sensitive technology.
  - Fully rebuildable and re-tunable.
  - Fits 146"-165" track lengths.

**REAR TRACK SHOCKS – LIGHTWEIGHT 1.5 ZERO QS3-R (CENTER) / LIGHTWEIGHT 1.5 ZERO QSR WITH LOCKOUT (REAR)**

REV Gen4 Summit and Freeride 146", 154", 165" with tMotion

**860202276\***

9.99



- The newest version of FOX's renowned lightweight shocks to fit deep snow rear suspensions. The center shock features QS3 three position adjustment for quick and easy compression and rebound adjustments. The rear features QS3 compression adjustment plus a lockout feature.

- FEATURES:
  - Optimized lightweight spring and shock design.
  - FOX ice scraper technology (FIST).
  - One piece, aluminum mounting hardware.
  - High-flow velocity-sensitive damping.
  - Internal groove position sensitive technology.
  - Fully rebuildable and re-tunable.
  - Fits 146"-165" track lengths.

# PREFILTERS & VENT KITS

**PREFILTERS**

**HEAVY-DUTY AIR INTAKE CVT PANEL FILTER KIT**

REV Gen5 (Deep Snow)

**860202894**



- Reinforced HD intake filter, preventing damage from aggressive riding conditions.
- Upgrade kit for riding in extreme conditions.
- Filter prevents water intrusion.

- Additional mounting for more heavy-duty tearing off protection.
- Replacement for stock filter.

**HEAVY-DUTY AIR INTAKE FILTER KIT**

REV Gen5 (Deep Snow)

**860202459**



- Filters prevent water intrusion and snow buildup.
- Designed in 2 parts, one fixed and the other removable.

- Quickly replace the upper filter in the event of damage without tools.
- Replacement for stock filters.

**REPLACEMENT HEAVY-DUTY AIR INTAKE FILTER**

REV Gen5 (Deep Snow)

**860202748**



- Replacement filter for Heavy-Duty Air Intake Filter Kit [860202459].

\*While supplies last.

## PREFILTERS

### HEAVY-DUTY AIR INTAKE FILTERS

REV Gen4

860201399



- Filters prevent water intrusion and snow buildup.
- Reinforced intake filters, preventing damage in heavy use.
- Replacement for stock filters.
- Not compatible with One-Piece Lightweight Hood

### PREFILTER GRILLE KIT

REV Gen4 (Narrow)

860201224\*



- Reduces water and snow intrusion with a clean, integrated look.
- Easily removable bottom grille.
- Snap-in top grille.
- Airbox pop-off valve filter.

### REPLACEMENT FRONT PREFILTER

REV-XM, XS

517305029



## VENT KITS

### VENT KIT FOR SIDE PANELS

REV-XM

860200609\*



- Fast air-evacuating overmolded prefilter vents.
- Easy do-it-yourself installation onto premarked production side panels.
- 1 $\frac{3}{4}$ " hole saw required.
- Use in conjunction with your stock vehicle panels.
- For racing applications only.
- Kit includes vents for both side panels (24x).
- Foam with foil included.

\*While supplies last.

# COOLING & LUBRICATION

<b>LinQ LIGHTWEIGHT SNOWFLAP EXTENSION</b>	REV Gen5 (with super short tunnel)	<b>860203003*</b>
	REV Gen5 (with short tunnel), REV Gen4 (with short tunnel)	<b>860202393**</b>
		<b>860201992**</b>



- Removable snowflap extension that helps engine cooling in hardpack, low and icy snow conditions when installed.
- Stows on the tunnel when not in use.
- Quick, easy and secure LinQ system installation.
- Installs on the stock lightweight snowflap of Summit and Freeride models with short and super short tunnel.

*\*860203003 is compatible with stock and hitch bumpers.  
\*\*860202393 is compatible with HD hitch bumpers. 860201992 is compatible with stock bumpers.*

<b>LinQ REMOVABLE SNOW FLAP</b>	REV Gen5 and REV Gen4 Freeride and Summit 154" and longer	<b>860201914</b>
	REV Gen5 Backcountry, REV Gen4 146" Backcountry, Summit, Freeride: specific installation required, see instruction sheet for details	



- Lets you play in the deep powder with no restriction.
- Retains cooling properties when installed.
- Stows on tunnel when not in use.
- Installs with stock snowflap.
- Does not fit with Hitch Rear Bumper.
- Does not fit short and super short tunnel.

<b>SNOWFLAP</b>	REV-XP, XR except Grand Touring, XU Expedition 2009 to 2019	<b>860200106</b> • Black / Yellow
		<b>860200467</b> • Black / Grey



- Customize your sled.
- Hardware included.

<b>AIR RADIATOR KIT</b>	REV Gen5 (Wide), REV Gen4 (Wide) with 600 ACE, 900 ACE, 900 ACE Turbo and 900 ACE Turbo R	<b>860202038</b>
	REV Gen4 (Wide) Skandic and Tundra with 600 EFI	<b>860202144</b>



- Provides additional cooling in extreme conditions.
- Not compatible with Auxiliary LED Light (860201235).


## Ice Scratcher Compatibility

		USED ON		SCRATCHER				
		REV Gen4	REV Gen5	860202330 WHEEL	860203166 20"	860203096 24"	860203081 HOOKLESS	860201728 HOOK
TRAIL	IS6 120	MXZ NEO	MXZ NEO					
	SCSM	SPORT	SPORT					
	rMOTION	MXZ, RENEGADE, GRAND TOURING						
	rMOTION X	MXZ, RENEGADE, GRAND TOURING	MXZ, RENEGADE, GRAND TOURING					
CROSSOVER	cMOTION	BACKCOUNTRY, TUNDRA SPORT						
	cMOTION X		BACKCOUNTRY, TUNDRA SPORT					
	IS6 146	SUMMIT NEO	SUMMIT NEO					
DEEP SNOW	tMOTION	SUMMIT, FREERIDE	SUMMIT, FREERIDE					
	tMOTION XT		SUMMIT, FREERIDE					
UTILITY	SCSU 16"	TUNDRA LE/LT						
	SCSU 20"	EXPEDITION, SKANDIC						
	SCSU 24"	EXPEDITION, SKANDIC						
	uMOTION 16"		TUNDRA LE					
	uMOTION 20"		EXPEDITION, SKANDIC					
	uMOTION 24"		EXPEDITION, SKANDIC					

\*Grey cell indicates compatibility.

**COOLING & LUBRICATION**

<b>ICE SCRATCHERS TIPS</b>	Rail Ice Scratchers (860202947)	<b>860202860</b> • Narrow Shape
	Fits with all Ice Scratchers (except Rail Ice Scratchers 860202947 and 860201728)	<b>860201446</b> • Delta Shape



- Ice scraper replaceable carbide tips.

<b>RAIL ICE SCRATCHERS</b>	Compatible with SC5M, SC5U (16" and 20"), rMotion and rMotion-X suspensions and MXZ Neo	<b>860202947</b>
----------------------------	---	------------------



- Provides additional cooling in hard and icy conditions.
- The spring configuration makes it possible to drive in reverse, reducing the risk of damage.
- Small and compact, stored along the rail when not in use.
- For hook replacement use service part 860202574.
- An additional wheel is required on snowmobiles under certain conditions when installing the Rail Ice Scratchers. Please see instruction sheet.

<b>NEW RAIL ICE SCRATCHERS</b>	REV Gen5 20" and Tundra LE	<b>860203166</b>
--------------------------------	----------------------------	------------------



- Provides additional lubrication in hard pack and icy conditions.
- Over rail mounted, compact design.
- Design expands on coil concept to allow reversing without damage.
- Easily stored when not in use.
- Includes replaceable carbide tips (860202860) for additional durability.

<b>RAIL ICE SCRATCHER KIT</b>	REV Gen5 (Deep Snow), REV Gen4 (Deep Snow)	<b>860203081</b>
-------------------------------	--	------------------



- Provides additional lubrication in hard and icy conditions.
- Rail mounted, small, light.
- Design expands on coil concept to allow reversing without damage.
- Easily stored when not in use.

<b>RAIL ICE SCRATCHERS</b>	REV Gen5 (Summit, Freeride, Backcountry and Tundra Sport), REV Gen4 (Summit, Freeride, Backcountry and Tundra Sport), XM, XP (Summit and Freeride)	<b>860201728</b>
----------------------------	--	------------------



- Provides additional lubrication in hard and icy conditions.
- Rail mounted, small, light.
- Design expands on coil concept to allow reversing without damage.
- Easily stored when not in use.

<b>TUNNEL ICE SCRATCHERS WITH REPLACEABLE TIPS</b>	REV Gen4 16" (129") and Grand Touring LTD	<b>860202267*</b>
	REV Gen5 16" (137"), REV Gen4 16" (137" and up, except Summit Neo) and Summit XM	<b>860202387</b>
	REV Gen4 20" and 24"	<b>860202388</b>
	REV Gen5 20" and 24"	<b>860203096</b> <b>NEW</b>



- Thoughtful design features replaceable carbide tips.
  - Provides additional cooling in hard or icy snow conditions.
  - Coil design allows reverse operation without damage.
  - Easily stored below running board when not in use.
  - Not compatible with models equipped with SAS (Smart-Shock Semi-Active Suspension).
- \*Not compatible with 129" and 137" Sport models with SC-5M suspension.  
\*Bracket (860201503) required for MXZ 129" with quick-adjusters.*

\*While supplies last.

# COVERS & TRAILERING

## EQUIVALENT CONFIGURATION AND POSSIBLE OPTIONS

PLATFORMS	SUMMIT	SUMMIT NEO	FREERIDE	BACKCOUNTRY	MXZ	RENEGADE	GRAND TOURING	EXPEDITION	TUNDRA	SKANDIC	1-UP SEAT	1.5-UP SEAT (SHORT 2-UP SEAT TUNDRA)	2-UP SEAT	1+1 PASSENGER SEAT AND PASSENGER RACK	PASSENGER HANDGRIPS, PASSENGER WIND DEFLECTOR, BACKREST	NO WINDSHIELD	ULTRA LOW WINDSHIELD	LOW WINDSHIELD	MEDIUM WINDSHIELD	HIGH WINDSHIELD	EXTRA HIGH WINDSHIELD	ULTRA HIGH WINDSHIELD	MIRRORS ON WINDSHIELD SIDE DEFLECTORS	HANDLEBAR AIR DEFLECTORS	MXZ HI-RISER KIT OR SUMMIT HI-RISER KIT	EXTRA FRONT BUMPER	WRAP-AROUND BUMPER	COVER OVER THE LUGGAGE BOX	STOCK MODELS	SKU
<b>RIDE-ON-COVER SYSTEM WITH RAP-CLIP</b>																														
REV GEN5 (DEEP SNOW)	•	•									•													•	•	•			Summit (Adrenaline, Adrenaline with Edge package, X and X with Expert package), Freeride	860202918
	•										•													•	•	•			Summit (Neo and Neo+)	860202546
REV GEN5 (TRAIL)		•		•	•	•	•	•			•	•	•											•	•	•			MXZ (Sport, Adrenaline, Adrenaline with Blizzard package, X, X-RS and X-RS with Competition package), Renegade (Sport and X-RS), MXZ (Neo+), Backcountry (Sport, Adrenaline, X and X-RS)	860202546
		•		•	•	•	•	•			•	•	•											•	•	•			MXZ, Renegade and Backcountry 1-Up with High or Ultra High Windshield Accessory	860202552
		•		•	•	•	•	•			•	•	•											•	•	•			Renegade (Adrenaline, Adrenaline with Enduro package and X), MXZ 1-Up with Medium Windshield Accessory	860202548
		•		•	•	•	•	•			•	•	•	•										•	•	•			Expedition (LE, Sport and Electric), Grand Touring (Sport and Electric)	860202551
							•	•	•		•	•	•	•										•	•	•	•	•	Grand Touring (LE and LE with Platinum package)	860202549
REV GEN5 20"							•				•	•	•											•	•	•	•	•	1-Up with Wrap-Around Bumper	860202608
REV GEN5 24"							•				•	•	•											•	•	•	•	•	2-Up with Wrap-Around Bumper	860202609
REV GEN5 20" AND 24"							•				•	•	•											•	•	•	•	•	Expedition (LE and SE)	860202854
REV GEN5 LTS 20" AND 24"							•				•	•	•											•	•	•	•	•	Expedition (XTREME)	860202855
REV GEN5 LTS 20" AND 24"							•				•	•	•											•	•	•	•	•	Skandic (Sport)	860202855
							•				•	•	•											•	•	•	•	•	Skandic (LE and SE)	860202856
REV GEN5 LTS 16"							•				•	•	•											•	•	•	•	•	Tundra (LE and Sport)	860203208
REV GEN4 16"	•	•	•								•	•	•											•	•	•			Summit and Freeride without Windshield or up to Low Windshield	860201884
	•	•	•								•	•	•											•	•	•			Summit and Freeride with Medium to High Windshield	860201885
				•	•	•					•	•	•											•	•	•			MXZ, Renegade and Backcountry 1-Up without Windshield or up to Low Windshield	860201842
				•	•	•					•	•	•											•	•	•			MXZ, Renegade and Backcountry 1-Up with Medium Windshield Accessory	860201886
				•	•	•					•	•	•											•	•	•			MXZ, Renegade and Backcountry 1-Up with High or Ultra High Windshield Accessory	860201841
				•	•	•	•	•			•	•	•	•										•	•	•	•	•	MXZ, Renegade, Backcountry, Expedition 16" and Grand Touring 2-Up with cargo NOT covered	860201843
				•	•	•	•	•			•	•	•	•										•	•	•	•	•	MXZ, Renegade, Backcountry, Expedition 16" and Grand Touring 2-Up with cargo covered	860201887
				•	•	•	•	•			•	•	•	•										•	•	•	•	•	1-Up with Wrap-Around Bumper	860201908
				•	•	•	•	•			•	•	•	•										•	•	•	•	•	2-Up with Wrap-Around Bumper	860201909
REV GEN4 20"							•				•	•	•											•	•	•	•	•	Expedition 20" 2-Up with Medium to High Windshield	860201972
REV GEN4 24"							•				•	•	•											•	•	•	•	•	Expedition 24" 2-Up with Medium to High Windshield	860202200
REV GEN4 20" AND 24"							•				•	•	•											•	•	•	•	•	Expedition 20" and 24" 1-Up without Windshield or up to Medium Windshield	860201973
REV GEN4 LTS 16"							•				•	•	•											•	•	•	•	•	Tundra (LE and Sport)	860202173
REV GEN4 LTS 20" AND 24"							•				•	•	•											•	•	•	•	•	Skandic (Sport)	860201973
							•				•	•	•											•	•	•	•	•	Skandic (LE and SE)	860202200

\*While supplies last.

**EQUIVALENT CONFIGURATION AND POSSIBLE OPTIONS**

PLATFORMS	SUMMIT	SUMMIT NEO	FREERIDE	BACKCOUNTRY	MXZ	RENEGADE	GRAND TOURING	EXPEDITION	TUNDRA	SKANDIC	1-UP SEAT	1.5-UP SEAT (SHORT 2-UP SEAT TUNDRA)	2-UP SEAT	1+1 PASSENGER SEAT AND PASSENGER RACK	PASSENGER HANDGRIPS, PASSENGER WIND DEFLECTOR, BACKREST	NO WINDSHIELD	ULTRA LOW WINDSHIELD	LOW WINDSHIELD	MEDIUM WINDSHIELD	HIGH WINDSHIELD	EXTRA HIGH WINDSHIELD	ULTRA HIGH WINDSHIELD	MIRRORS ON WINDSHIELD SIDE DEFLECTORS	HANDLEBAR AIR DEFLECTORS	MXZ HI-RISER KIT OR SUMMIT HI-RISER KIT	EXTRA FRONT BUMPER	WRAP-AROUND BUMPER	COVER OVER THE LUGGAGE BOX	STOCK MODELS	SKU			
<b>INTENSE RAP-CLIP COVER</b>																																	
<b>YOUTH</b>																																Youth 120, Youth 200	860202553
<b>REV-XM</b>																															Summit (SP)	860201375	
																															Renegade, Backcountry	860201374	
																															REV-XM with Medium-High Windshield	860201376	
																															MXZ (X), Renegade (X)	860201373	
<b>REV-XS</b>																															MXZ (Sport, TNT and Blizzard), Renegade (Sport, Adrenaline and Enduro)	860201374	
																															REV-XS with 1+1 Seat and Backrest	280000626	
																															REV-XS with Side Panel Mirrors	280000609*	
																															• Grand Touring (SE)	860201372	
																															Expedition (Sport), Grand Touring (Sport)	280000630	
<b>REV-XU</b>																															Tundra (Sport, LT and Xtreme)	280000650	
																															Expedition (LE, SE and SWT), Skandic (WT and SWT)	280000649	
																															Expedition (Xtreme)	860201377	
<b>NO RAP-CLIP, NO RIDE-ON-COVER SYSTEM</b>																																	
<b>REV-XP</b>																															Summit (Sport)	860201387	
																															Mxz (Sport), Renegade (Sport)	860201388	
																															Expedition (Sport)	860201389	
																																REV-XP with 1+1 Seat and Backrest	280000590*



**RIDE-ON-COVER (ROC) SYSTEM WITH RAP-CLIP**

- Quick-release buckles for easy gloved-hand operation.
- Updated rear clip for easier installation and removal.
- Easy handlebar access for moving sled while covered.
- Ride on or off a trailer or sled deck while covered.
- Added protection while transporting sleds.

<b>LIGHTWEIGHT PACKABLE COVER</b>	REV Gen4	860202172
-----------------------------------	----------	-----------



- Compact, lightweight and packable.
- Covers front lights, handlebar, cluster, glovebox and seat area.
- Fits REV Gen4 from 16" to 24".


<b>TUNNEL COVER</b>	REV Gen5 and REV Gen4 (Narrow) and (Wide) 16" up to 146" length sleds	860201844
---------------------	---	-----------



- Protects tunnel accessories (single stacked).
- Compatible with all covers (except Grand Touring Limited).
- Easy to install.
- Not compatible with LinQ Saddlebags (860202621).

**SUPERGLIDE II PRO**

**860201216**



- No more ripping up the plywood on your trailer.
- Allows skis to glide with ease.
- Traction knobs incorporated for better traction.
- Exclusive venting, protects the deck of your trailer from moisture damage.

- Total length of 20' (6 m).
- Each box contains 8 pieces 8.5" x 29.5" (21.5 cm x 74.9 cm).
- Comes with 48 specially coated screws with grommets.

**SUPERGLIDE II WIDE**

**860201592**



- Allows sled skis to glide with ease.
- Specifically designed traction knobs provide improved traction for your feet.
- Oval mounting channels and custom shoulder screws prevent warping by allowing for expansion and contraction that result from varying temperature.

- Exclusive venting, protects the deck of your trailer from moisture damage.
- Each box contains 8 pieces 13.5" x 29.5" (34.3 cm x 74.9 cm).
- Comes with 72 specially coated screws with grommets.
- Total length of 20' (6 m).

**SUPERGLIDE EDGE RAIL TRIM**

**860201217** • Aluminum



- To secure Superglides on ramps or decks leaving an encapsulated finished edge.

**SUPER TRACTION GRID**

**860201593**



- Super Traction Grid's strategic grid pattern provides incredible grip and accommodates all snowmobile tracks, even with paddles or studs.
- Each box contains 4 pieces 8.25" x 30" (20.9 cm x 76.2 cm) and hardware.

**SUPERCLAMP II**

**860200950**



- Innovative trailer tie-down system.
- Silicone rubber pads to protect your skis.
- Front and middle handles allow easy maneuverability.
- Padlock compatible, becomes a theft deterrent.

- Tension adjustment knob—fits all snowmobiles.
- Comes with screw-style deck hook.

**REAR SUPERCLAMP WITH SUPERTRAC**

**860201425**



- Snowmobile tie-down system for rail.
- Silicone rubber pads to protect snowmobile suspension skid.
- Tension adjustment knob—fits all snowmobiles.

- 12" (30 cm) Supertrac kit included.
- Padlock compatible, becomes a theft deterrent.

**RAMP CROSSBAR PROTECTORS**

- 2 pieces with 6 screws
- 10 pieces with 30 screws
- 24 pieces with 72 screws

**860201672**  
**860201673**  
**860201674**



- Enhance and protect your ramp investment.
- Designed to mount over 1" ramp crossbars on solid, double and tri-fold loading ramps.
- 2 pieces together help prevent stud damage to loading ramps from snowmobile-studded tracks while adding traction.

**SUPERTRAC KIT**

**860201413** • 12"  
**860201414** • 24"  
**860201415** • 48"



- Includes: 1 piece Supertrac, 1 Supertrac deck hook, 2 end caps and all mounting hardware.

## COVERS & TRAILERING

### T-STYLE DECK HOOK

860200995



- For trailers with a channel in the floor.

### SUPERTRAC DECK HOOK

REV Gen5, REV Gen4 (Narrow)

860201416



- For Supertrac.
- Adjustable and removable hook.

### SCREW STYLE DECK HOOK

860200994



- Most common.
- Comes standard with front Superclamps.
- Screws into the existing hole where you would screw the old style bar and crank into or make your own holes.

# GARAGE & TRUCK SLED DECKS

### SLED SHOP WHEELS

860201805



- Non-slip rubber grips allow this steel 4-dolly system to move your sled easily throughout the garage.
- Works with both dual and single runner skis.
- 4-wheel dolly kit (kit includes 3 dollies with 4 wheels each).

### RATCHET TIE-DOWNS

715008309



- 400 lb (181 kg) safe working load.
- 1" x 10' (2.5 cm x 3 m) strap with Sea-Doo, Ski-Doo and Can-Am logos.
- Deluxe ratchet with rubber handle.
- Coated hooks.
- Pack of 2.

### HEAVY-DUTY RATCHET TIE-DOWNS

715008308 • 12"  
(300 mm) webbing included



- 1,000 lb (454 kg) safe working load.
- 1.5" x 6" (38 mm x 1.8 m) strap with Sea-Doo, Ski-Doo and Can-Am logos.
- Deluxe ratchet with rubber handle.
- Vinyl-coated hooks.
- Pack of 2.

### LOCKABLE VEHICLE FUEL CAP

619590085




- Lockable to protect your fuel.
- Meets latest EPA requirements.

### SKI-DOO 2" (5 CM) RUBBER HITCH CAP

520001498





**PARTS**

## // PARTS

125 TRACTION & CONTROL

137 CVT MAINTENANCE PARTS

---

## SKI-DOO LIMITED WARRANTY\*

### // 2 YEARS ON GENUINE BRP PARTS












With Ski-Doo parts, you get the peace of mind of a FULL TWO-YEAR WARRANTY. And if they're installed by your authorized BRP dealer, labor is covered too. BRP-rebuilt components are a cost-effective solution.

Ski-Doo-rebuilt parts carry the same one-year warranty for major assemblies like short blocks, cylinders and crankshafts.

\*Purchased at an authorized BRP dealership/distributor or on a BRP-authorized online store. Other exclusions may apply, see complete limited warranty or contact your Ski-Doo authorized dealer. Unless otherwise stipulated or required by law, this limited warranty does not apply to factory-installed accessories.




















# TRACTION & CONTROL

## SKIS

<b>RAPID ADJUST SKI STANCE</b>	Fits all Pilot 7.4, Pilot X, Pilot RX and DS-4 skis Fits all DS-1, DS-2, DS-3	<b>860202334</b> <b>860201619</b>	<ul style="list-style-type: none"> <li>• Quick toolless design adjusts ski stance in seconds.</li> <li>• Go from on-trail stability to off-trail agility.</li> <li>• Allows for 2" of ski stance adjustment.</li> </ul> <ul style="list-style-type: none"> <li>• Sold in pairs.</li> <li>• Needs Rubber Stopper Pads (505074748) to install on DS-1 and DS-2 skis (sold individually).</li> </ul>
 <p>Wide ski stance      Narrow ski stance</p>			
<b>DEEP SNOW LIGHTWEIGHT SKI SPINDLE KIT</b>	REV Gen5 (Deep Snow) 2023 to 2025, REV Gen4 with 36" ski stance	<b>860201976</b>	<ul style="list-style-type: none"> <li>• Improves front dynamics when sidehilling.</li> <li>• 400 g lighter than stock spindle.</li> </ul> <ul style="list-style-type: none"> <li>• Standard on Summit X with Expert package and Freeride 154"-165" 2020 to 2025.</li> </ul>
			
<b>PILOT X CONVERSION KIT</b>	REV Gen5 (except Deep Snow), REV Gen4 MXZ, Renegade and Grand Touring	<b>860202310</b>	<ul style="list-style-type: none"> <li>• Upgrades earlier models to the latest Pilot X skis.</li> </ul> <ul style="list-style-type: none"> <li>• Completes kit including 2 Pilot X ski assemblies with pre-installed handles, 2 carbides and all required hardware.</li> </ul>
			
<b>PILOT TS CONVERSION KIT</b>	REV Gen4 MXZ, Renegade, Grand Touring with 42" ski stance	<b>860201484</b>	<ul style="list-style-type: none"> <li>• Upgrade to the revolutionary adjustable Pilot TS skis.</li> <li>• REV-XS 2016 and up with RAS 2, REV-XP, XR, XS with 42" RAS 2 and 2016 spindle (860201353).</li> </ul> <ul style="list-style-type: none"> <li>• Does not fit with RAS X suspension, fits only on RAS-3 suspension.</li> </ul>
			
<b>PILOT TX SKI CONVERSION KIT</b>	REV Gen5 MXZ, Renegade, Grand Touring, Backcountry Sport (with 42" ski stance) and Expedition Electric REV Gen4 MXZ, Renegade, Grand Touring and Mach Z	<b>860202869</b>	<ul style="list-style-type: none"> <li>• Upgrades to the adjustable Pilot TX skis.</li> </ul> <ul style="list-style-type: none"> <li>• Does not fit with RAS-3 suspension (compatible only with RAS-X suspensions).</li> </ul>
			
<b>PILOT 7.4 UPGRADE KIT</b>	REV Gen5 (except Deep Snow), REV Gen4 (except Summit and Freeride)	<b>860202119</b> • Black	<ul style="list-style-type: none"> <li>• Upgrade earlier models to the latest Pilot 7.4 skis.</li> <li>• Complete kit including 2 Pilot 7.4 ski assemblies with pre-installed handles, 2 carbides and all required hardware.</li> </ul> <ul style="list-style-type: none"> <li>• Does not fit with LTS suspension.</li> </ul>
			
<b>PILOT 5.7 SKI UPGRADE KIT</b>	REV Gen5 (except Deep Snow), REV Gen4 (except Summit and Freeride)	<b>860200524</b> • Black	<ul style="list-style-type: none"> <li>• Complete kit for upgrading earlier snowmobile models.</li> </ul> <ul style="list-style-type: none"> <li>• Includes 2 skis, 2 handles with rivet kit, 2 Expedition carbides and all required hardware.</li> </ul>
			
<b>PILOT RX SKI KIT</b>	REV Gen5 (except Deep Snow), REV Gen4 (except Summit and Freeride)	<b>860202967</b>	<ul style="list-style-type: none"> <li>• Remarkable cornering predictability in various snow conditions and exceptional control in loose snow.</li> <li>• 1st keel: Positive bite on hard packed trails.</li> <li>• 2nd keel: Improved grip in softer snow conditions.</li> <li>• 47 mm total vertical wall in loose snow with 645 mm long keel.</li> </ul> <ul style="list-style-type: none"> <li>• 250 cm<sup>2</sup> of lateral area.</li> <li>• 160 mm wide for great flotation on soft snow.</li> <li>• Complete kit including 2 Pilot RX ski assemblies with pre-installed handles, 2 carbides and all required hardware.</li> </ul>
			
<b>PILOT DS-2 SKI KIT</b>	REV Gen5, REV Gen4	<b>860201487</b> • Black	<ul style="list-style-type: none"> <li>• Complete kit includes 2 ski assemblies with pre-installed handles, 2 Expedition carbides and all required hardware.</li> </ul>
			
<b>PILOT DS-4 SKI KIT</b>	REV Gen5 (Deep Snow), REV Gen4 Summit and Freeride	<b>860203027</b> • Black	<ul style="list-style-type: none"> <li>• 2-stage keel design improves flotation.</li> <li>• Entire keel has been moved forward compared to DS-3.</li> </ul> <ul style="list-style-type: none"> <li>• Revised rear portion improves consistency in deep snow.</li> <li>• Straighter tracking in rough conditions.</li> </ul>
			
<b>PILOT 7.4 SKI LINER</b>	Pilot 7.4 skis	<b>860202390</b> • Black	<ul style="list-style-type: none"> <li>• Provides additional flotation and reduces ski wear.</li> <li>• 260 mm (10.25") wide.</li> </ul> <ul style="list-style-type: none"> <li>• Same durable material as 7.4 skis.</li> <li>• Sold in pairs.</li> </ul>
			

# // SKIS

Skis make all the difference in getting your sled to handle just how you like. We offer eight different styles of skis for you to choose from. Which one is right for you? Here are some tips on choosing the right one:

PLATFORMS: REV GEN5 / REV GEN4 / XP / XR / XU / XS / XM / REV	TOURING			<b>PILOT 5.7 SL</b> 2 carbides/ski	<ul style="list-style-type: none"> <li>• Lightweight single or dual runner skis provide effortless steering at low speeds and constant grip without compromise at higher speeds.</li> <li>• Standard use is one carbide runner—add a second to reduce darting.</li> <li>• Great all-around trail performance.</li> </ul>
	UTILITY			<b>PILOT 7.4</b> 1 carbide/ski	<ul style="list-style-type: none"> <li>• Specifically designed for utility purposes.</li> <li>• Deeper keels allow more control while towing.</li> <li>• Increased tip-up rear end for better reverse capability.</li> <li>• 1" wider than Pilot DS-2 for improved flotation in deep snow.</li> <li>• More aggressive cornering while keeping a light steering feeling.</li> </ul>
	TRAIL SPORT			<b>PILOT 5.7</b> 1 or 2 carbides/ski****	<ul style="list-style-type: none"> <li>• Lightweight single or dual runner skis provide effortless steering at low speeds and constant grip without compromise at higher speeds.</li> <li>• Standard use is one carbide runner—add a second to reduce darting.</li> <li>• Great all-around trail performance.</li> </ul>
				<b>PILOT X</b> 1 carbide/ski	<ul style="list-style-type: none"> <li>• Completely redesigned from Pilot 5.7 with a new structural topside for 10% more rigidity.</li> <li>• 31 mm longer keel with a new shape reduces darting.</li> <li>• Adds 10% more lateral surface area and blends more smoothly with a new carbide.</li> <li>• 11 degree reduction in approach angle.</li> </ul>
				<b>PILOT TX</b> 1 carbide/ski	<ul style="list-style-type: none"> <li>• Improved to better match the REV Gen4 features.</li> <li>• Redesigned top side for increased rigidity.</li> <li>• 20 mm shorter overall length and more dramatic tip-up at the rear.</li> <li>• 63 mm longer runner plate increases lateral surface for more effective cornering.</li> <li>• Smoother front approach angle to reduce darting even further.</li> </ul>
				<b>PILOT RX</b> 1 carbide/ski	<ul style="list-style-type: none"> <li>• Remarkable cornering predictability in various snow conditions and exceptional control in loose snow.</li> </ul>
				<b>PILOT R</b> 1 carbide/ski	<ul style="list-style-type: none"> <li>• Straight from the MXZ X 600RS race sled.</li> <li>• Very aggressive profile for sharp handling.</li> <li>• Lightweight with high rigidity.</li> <li>• Proven on the ISOC race circuit.</li> </ul>
	TRAIL PERFORMANCE				
	DEEP SNOW			<b>PILOT DS-2</b> 1 carbide/ski	<ul style="list-style-type: none"> <li>• Evolution of the DS with a deeper and shorter keel.</li> <li>• Increased agility and less effort than the original.</li> <li>• Great all-around ski for deep snow use.</li> <li>• Standard on mountain sleds with 2.5" lug tracks and utility sleds.</li> </ul>
				<b>PILOT DS-3</b> <b>REV Gen4***</b> 1 carbide/ski	<ul style="list-style-type: none"> <li>• Deep snow ski designed to match the latest 3" lug and longer tracks.</li> <li>• 0.47" [12 mm] deeper keel than DS-2.</li> <li>• Works well for aggressive riders using the biggest tracks.</li> </ul>
			<b>PILOT DS-4</b> 1 carbide/ski	<ul style="list-style-type: none"> <li>• 2-stage keel design improves flotation.</li> <li>• Entire keel has been moved forward with a revised rear portion for improved consistency in deep snow and straighter tracking in rough conditions.</li> </ul>	

\*\*Does not fit REV Gen4. \*\*\*Fits only REV Gen4. \*\*\*\*Second carbide can be added to ski by drilling marked additional holes.

Note: The use of aggressive skis, ski carbide runners or studs will alter the handling of your snowmobile, particularly in terms of maneuverability, acceleration and braking. Please refer to your Operator's Guide for more details.

COLORS											
Deep Black		Catalyst Grey		Monument Grey		Dusty Navy		Saturn Yellow/ Deep Black		Neo Yellow	
Left	Right	Left	Right	Left	Right	Left	Right	Left	Right	Left	Right
	505072443		N/A		N/A		N/A		N/A		N/A
	505074736		N/A		N/A		N/A		N/A		N/A
	505072854		N/A		N/A		N/A		N/A		N/A
	505072855		N/A		N/A		N/A		N/A		N/A
	505074926		N/A		N/A		N/A		N/A		N/A
	505074927		N/A		N/A		N/A		N/A		N/A
	505074776		N/A		N/A		N/A		N/A		N/A
	505074777		N/A		N/A		N/A		N/A		N/A
	505075971		N/A		N/A		N/A		N/A		505075972
	505074670		N/A		N/A		N/A		N/A		N/A
	505073227		N/A		N/A		N/A		N/A		N/A
	505074746		505074988		505075722		505075724		N/A		N/A
	505075983		N/A		505075988		505075987		505075986		N/A

**SKIS**

<b>PILOT DS SKI LINER</b>	Pilot DS-2 skis	<b>860201040</b> • Black	
	Pilot DS skis	<b>860200636</b> • Black	



- Provides additional flotation and reduces ski wear.
- Same durable material as DS Ski.
- Sold in pairs.

<b>SKI SKIN</b>	Pilot 6.9 skis	<b>860200422</b> • Black	
-----------------	----------------	--------------------------	--



- Provides additional flotation and reduces ski wear.
- Made of durable polyethylene.
- Sold in pairs.

<b>DS-3 SKI TIP KIT</b>	Fits vehicles with DS-3 skis	<b>860201214</b> • Black	
		<b>860201501</b> • Sunburst Yellow	



- Easy-install custom color tips change the appearance of your sled in minutes.
- Adds flotation on the front of the DS-3 ski.
- Sold in pairs with mounting hardware.

<b>SKI HANDLE RIVET KIT</b>		<b>860200525</b>	
-----------------------------	--	------------------	--



- Includes 2 long and 2 short aluminum rivets for repairing the handle on all Pilot skis.

<b>SKI HANDLE</b>	Pilot 5.7, 6.9, Pilot SL and Pilot TS and Pilot X	<b>505070917</b> • Yellow		<b>505072102</b> • White	
		<b>505070963</b> • Black		<b>505073649</b> • Race Orange	
		<b>505071048</b> • Orange Saturn		<b>505073642</b> • Sunburst Yellow	
		<b>505071059</b> • Viper Red		<b>505074226</b> • Manta Green	
		<b>505071556</b> • Full Moon		<b>505074223</b> • Tactical Grey	



- High-density colored polyethylene loops.

<b>SKI HANDLE</b>	Pilot 7.4, DS-1, DS-2, DS-3	<b>505072976</b> • Black		<b>505074229</b> • Manta Green	
		<b>505073107</b> • Yellow		<b>505073513</b> • Orange Crush	
		<b>505073108</b> • White		<b>505073651</b> • Race Orange	
		<b>505073388</b> • Lava Red		<b>505073665</b> • Sunburst Yellow	



- High-density colored polyethylene loops.

<b>SKI HANDLE</b>	Pilot R	<b>505073138</b> • Black	
-------------------	---------	--------------------------	--



- ISR compliant race ski loop.
- High-density colored polyethylene loops.

<b>SKI HANDLE</b>	Pilot RX, Pilot TX, 6.9 and TS	<b>505075443</b> • Neo Yellow		<b>505075367</b> • Manta Green	
		<b>505075753</b> • Saturn Yellow		<b>505075364</b> • Black	
		<b>505075366</b> • Lava Red			



- High-density colored polyethylene loops.

## WHEELS & SLIDER SHOES

### SLIDER WITH VESPEL<sup>®</sup> INSERT



All models with 163" and longer tunnels

**503194816**

All models with 154" and super short tunnels

**503194815**

- Uses DuPont Vespel inserts for less friction.
- Can be cut to desired length.
- Better fuel efficiency, more power and increased vehicle speed due to reduced friction between the track clips and slides.
- Reduced need for maintenance and associated costs.

- Extended life due to enhanced wear characteristics of Vespel polyamide over incumbent UHMWPE.
- Allows riders to operate sleds in less than acceptable snow and trail conditions since water from snow is not needed for lubricity as with incumbent UHMWPE slide rails.
- Sold individually.

### SLIDER SHOES



- Custom color-matched slider shoes with built-in wear marker.
- Long-lasting, impact-resistant.
- For all slide rail lengths.
- Easy-cut to desired length.

#### MODELS

146" SC-5 – Mountain & tMotion	<b>503191499</b> • Black <b>503191695</b> • Yellow <b>503191947</b> • White
154" SC-5 – Mountain & tMotion	<b>503191198</b> • Black <b>503191696</b> • Yellow <b>503191948</b> • White
163" SC-5 – Mountain & tMotion	<b>503191501</b> • Black <b>503191697</b> • Yellow <b>503191949</b> • White
154" REV Gen5, REV Gen4 tMotion X, tMotion XT, cMotion X	<b>503194251</b> • Black
165" REV Gen5, REV Gen4 tMotion X, tMotion XT	<b>503194520</b> • Orange <b>503194254</b> • Black
175" REV Gen5, REV Gen4 tMotion XT	<b>503194413</b> • Black <b>503194906</b> • Manta Green <b>503194908</b> • Sunburst Yellow
120" SC-5 & rMotion	<b>503191301</b> • Black <b>503191693</b> • Yellow <b>503191945</b> • White
rMotion and rMotion X 137"	<b>503191306</b> • Black <b>503191694</b> • Yellow <b>503191946</b> • White <b>503192563</b> • Red
137" rMotion Grand Touring 900 ACE	<b>503193449</b> • Black
174" tMotion	<b>503193819</b> • Black
REV-XS 174"	<b>503194506</b> • Sunburst Yellow <b>503194505</b> • White

### EXTRA IDLER WHEEL KIT



REV-XP, XR (except rMotion)

**860201230** • 141 mm

REV Gen4 Summit, Freeride and Backcountry, XM, XM Summit X with T3 package

**860201183** • 152 mm

REV Gen5 uMotion Silent track 20" and 24"

**860203110** • 141 mm

REV Gen5 uMotion 20" and 24" (1.25WT/1.5CH/1.8C)

**860203109** • 147 mm

- Reduces drag and rolling resistance.
- Includes 2 wheels, brackets and hardware.

### 4TH REAR WHEEL KIT\* – 180 MM



REV Gen5, REV Gen4 129" and 137", REV-XS, XP, XR 120" and 137"

**860200358** • 180 mm

- 4th rear idler design reduces drag and rolling resistance.
- Works in conjunction with stock 3 wheel setup.

### IDLER WHEEL BEARING



**503190396** • 6004

**503191778** • 6006

**503193548** • 6005

**293350153** • 6205

- High performance grease developed for extreme temperatures, water resistance and high speeds with low start torque.
- Advanced Winter double-contact seal design for optimum protection from moisture and contamination.

- Polyamide resin ball-guide cage facilitates smooth rolling contact and lubricant distribution.
- Ultra-clean steel for extended bearing life—high-grade balls for quiet and smooth operation even at high speed.
- Super finished raceways to minimize noise and improve lubricant distribution and life.

## SKI-DOO PILOT\* CARBIDES TO SUIT ALL RIDING STYLES

### RUNNER COMPARATIVE GUIDE

<b>PILOT X</b>		Pilot skis (except Pilot R, Pilot TX and Pilot TS)	<b>860202180</b> – 4"
<b>Performance</b>	●●●●●	<ul style="list-style-type: none"> <li>• These runners have 4" of 90° turning carbides beneath their ½" host bar – a great choice if you are looking for overall improvement in handling or to replace your factory runners.</li> <li>• Round host bar.</li> <li>• Sold in pairs.</li> </ul>	
<b>Ease of Steering</b>	●●●●●		
<b>Longevity</b>	●●●●●		
<b>PILOT TX</b>		Pilot TX Skis	<b>860202192</b> – 4" <b>860202243</b> – 7"
<b>Performance</b>	Adjustable	<ul style="list-style-type: none"> <li>• These runners are ½" [12.5 mm] long increasing front end grip and steering stability.</li> <li>• Smoother runner attack angle (10°) for increased predictability.</li> <li>• Runners featuring 4" of 90° or 7" of 60° turning carbides.</li> <li>• Custom adjustable host bar.</li> <li>• Sold in pairs.</li> </ul>	
<b>Ease of Steering</b>	Adjustable		
<b>Longevity</b>	●●●●●		
<b>Longevity 860202192</b>	●●●●●		
<b>Longevity 860202243</b>	●●●●●		
<b>PILOT TS</b>		Pilot TS	<b>860201364</b> – 7"
<b>Performance</b>	Adjustable	<ul style="list-style-type: none"> <li>• These runners increase front end bite with an extra ¼" [6 mm] of runner depth, plus 7" of 60° carbide.</li> <li>• For Pilot TS adjustable ski.</li> <li>• Patent pending US20150314800A1.</li> <li>• Custom adjustable host bar.</li> <li>• Sold in pairs.</li> </ul>	
<b>Ease of Steering</b>	Adjustable		
<b>Longevity</b>	●●●●●		
<b>PILOT TS</b>		Pilot TS	<b>860201240</b> – 7" <b>860201178</b> – 5"
<b>Performance</b>	Adjustable	<ul style="list-style-type: none"> <li>• These runners feature 7" of 60° or 5" of 90° turning carbides.</li> <li>• For Pilot TS adjustable ski.</li> <li>• Patent pending US20150314800A1.</li> <li>• Custom adjustable host bar.</li> <li>• Sold in pairs.</li> </ul>	
<b>Ease of Steering</b>	Adjustable		
<b>Longevity</b>	●●●●●		
<b>Longevity 860201240</b>	●●●●●		
<b>Longevity 860201178</b>	●●●●●		
<b>PILOT EXPEDITION</b>		Pilot skis (except Pilot R, Pilot TX and Pilot TS)	<b>860201044</b> – 7" <b>860201220</b> – 7"
<b>Performance</b>	●●●●●	<ul style="list-style-type: none"> <li>• Square or round 7/16" profile host bar carbides.</li> <li>• Protected under patent numbers US 7,413,198, US 7,389,995 and CA2535565.*</li> <li>• Sold in pairs.</li> </ul>	
<b>Performance</b>	●●●●●		
<b>Ease of Steering</b>	●●●●●		
<b>Longevity</b>	●●●●●		
<b>PILOT EXTREME</b>		Pilot skis (except Pilot R, Pilot TX and Pilot TS)	<b>860201043</b> – 4", Pack of 2 <b>860201045</b> – 4", Pack of 4
<b>Performance</b>	●●●●●	<ul style="list-style-type: none"> <li>• These single runners provide balanced traction for performance-based trail and cross country riders with studded tracks.</li> <li>• Their 4" of 60° turning carbides strategically placed under the ½" host bar provide superior traction and protect the steel bars from excessive wear.</li> <li>• Round host bar.</li> <li>• Sold in pack of 2 or 4.</li> </ul>	
<b>Ease of Steering</b>	●●●●●		
<b>Longevity</b>	●●●●●		
<b>PILOT R</b>		Pilot R skis	<b>860201697</b> – 6"
<b>Performance</b>	●●●●●	<ul style="list-style-type: none"> <li>• 7/16" runners with 4 fixation points and 6" of 60° carbides.</li> <li>• Round profile host bar.</li> <li>• Sold in pairs.</li> </ul>	
<b>Ease of Steering</b>	●●●●●		
<b>Longevity</b>	●●●●●		

\*Protected under patent numbers US 7,413,198, US 7,389,995 and CA2535565.

Note: The use of aggressive skis, ski carbide runners or studs will alter the handling of your snowmobile, particularly in terms of maneuverability, acceleration and braking. Please refer to your Operator's Guide for more details.

**SKI-DOO BY *woody's* CARBIDES**

**RUNNER COMPARATIVE GUIDE**

<b>MAVERICK</b>		Pilot skis (except Pilot R, Pilot TX and Pilot TS)	<b>860202677</b> – 6" <b>860202678</b> – 8"
<b>Performance</b>	●●●●●	<ul style="list-style-type: none"> <li>Aggressive, hourglass profile host bar that digs deep and turns hard in a wide variety of conditions.</li> <li>Available in 6–8" of cutting carbides to accommodate unstudded to heavily studded sleds.</li> <li>Hardweld is also added in the high wear areas to prolong runners' life.</li> <li>Sold in pairs.</li> </ul>	
<b>Ease of Steering</b>	●●●●●		
<b>Longevity</b>	●●●●●		
<b>DOOLY</b>		Pilot skis except Pilot 5.7 SL Pilot X, Pilot 5.7, Pilot DS, Pilot DS-2, Pilot DS-3 skis	<b>860202557</b> – 4" <b>860202558</b> – 6" <b>860202559</b> – 8"
<b>Performance</b>	●●●●●	<ul style="list-style-type: none"> <li>This dual carbide runner has two single runners mounted to a steel plate, producing a total of four contact lines on the terrain.</li> <li>These four blades with 60° carbide drastically reduce darting as they carve through existing grooves from single runners.</li> <li>This design spreads the PSI across two points, which extends the life of the runner and eases steering.</li> <li>When turning, only one blade per dual runner will contact the terrain, acting like a pair of single runners.</li> <li>Available with 4", 6" and 8" carbide per blade; exceptions exist for runners with short lengths.</li> <li>Sold individually.</li> </ul>	
<b>Ease of Steering</b>	●●●●●		
<b>Longevity</b>	●●●●●		
<b>SLIM JIM 2.0 DOOLY</b>		Pilot skis except Pilot 5.7 SL	<b>860202776</b> – 4" <b>860202923</b> – 6"
<b>Performance</b>	●●●●●	<ul style="list-style-type: none"> <li>Aggressive dual runner design that eliminates darting and penetrates deep for maximum cornering ability.</li> <li>Available in 4" and 6" of cutting carbide per host bar to accommodate unstudded to heavily studded snowmobiles.</li> <li>Hardweld is also added in high wear areas to prolong runner life.</li> <li>Sold individually.</li> </ul>	
<b>Ease of Steering</b>	●●●●●		
<b>Longevity</b>	●●●●●		
<b>ACE</b>		Pilot skis (except Pilot R, Pilot TX and Pilot TS)	<b>860201969</b> – 6" <b>860201970</b> – 8"
<b>Performance</b>	●●●●●	<ul style="list-style-type: none"> <li>These carbide runners are the tallest in the industry and have a narrow, rectangular profile for aggressive turning capabilities.</li> <li>The 60° turning carbides, available in 6" and 8", have been strategically placed to protect the runner and reduce darting by carving through existing grooves.</li> <li>Work great on crossovers and in deep snow.</li> <li>Steel bars from excessive wear.</li> <li>Sold in pairs.</li> </ul>	
<b>Ease of Steering</b>	●●●●●		
<b>Longevity</b>	●●●●●		
<b>EXECUTIVE</b>		Pilot skis (except Pilot R, Pilot TX and Pilot TS)	<b>860200580</b> – 8"
<b>Performance</b>	●●●●●	<ul style="list-style-type: none"> <li>These single runners provide balanced traction for performance-based trail and cross country riders with studded tracks.</li> <li>The 8" of 60° turning carbides are strategically placed under the 1/2" host bar to provide superior traction and protect the steel bars from excessive wear.</li> <li>Sold in pairs.</li> </ul>	
<b>Ease of Steering</b>	●●●●●		
<b>Longevity</b>	●●●●●		
<b>EXTENDER TRAIL III</b>		Pilot skis (except Pilot R, Pilot TX and Pilot TS)	<b>860200578</b> – 4"
<b>Performance</b>	●●●●●	<ul style="list-style-type: none"> <li>Woody's entry level carbide runners featuring 4" of 60° carbides and a 7/16" host bar.</li> <li>Whether you're looking for replacement factory runners, a cutting edge in hard-packed snow and ice or to improve your safety and handling, this option is for you.</li> <li>For use on snowmobiles with unstudded to lightly studded tracks.</li> <li>Sold in pairs.</li> </ul>	
<b>Ease of Steering</b>	●●●●●		
<b>Longevity</b>	●●●●●		
<b>TRAIL BLAZER IV<sup>†</sup></b>		Pilot skis (except Pilot R, Pilot TX and Pilot TS)	<b>860200579</b> – 6"
<b>Performance</b>	●●●●●	<ul style="list-style-type: none"> <li>These runners have 6" of 60° turning carbides beneath their 1/2" host bar – a great choice if you are looking for overall improvement in safety and handling or to replace your factory runners.</li> <li>Use with a studded or unstudded track.</li> <li>Sold in pairs.</li> </ul>	
<b>Ease of Steering</b>	●●●●●		
<b>Longevity</b>	●●●●●		
<b>NAVIGATOR SKI PROTECTORS</b>		Pilot X skis Pilot RX skis	<b>860202720</b> <b>860203138</b>
		<ul style="list-style-type: none"> <li>Protect skis from wear at the front.</li> <li>Reduce darting as plate packs grooves, leaving runners a fresh path.</li> <li>Compatible with any single runner made.</li> <li>Compatible with Woody's Dooly runners.</li> <li>Sold in pairs.</li> </ul>	

**Performance:** The cornering ability of the runner [ 1 = Limited Ability, 4 = Maximum Ability]

**Ease of Steering:** How easy it is to turn the handle bars [ 1 = More Effort, 4 = Less Effort]

**Longevity:** Lifespan in comparison to a standard steel runner [No carbide or hardweld]

## TRACTION

// TRACKS,  
YOUR CONNECTION TO THE SNOW

PITCH	LENGTH	WIDTH	LUG HEIGHT	PROFILE	SKU
<b>3.5"</b>	147"	15"	3.00"	PowderMax X-Light	504155022
	154"	15"	3.00"	PowderMax X-Light	504154686
	154"	16"	2.50"	PowderMax Light with FlexEdge	504154405
	154"	16"	2.50"	PowderMax 3 Light	504154837
	154"	16"	3.00"	PowderMax X-Light	504154412
	154"	16"	3.00"	PowderMax X-Light with FlexEdge	504154415
	154"	16"	3.00"	PowderMax Light	504153785
	154"	16"	3.00"	PowderMax Ultra-Light 3.0 with FlexEdge	504154957
	165"	15"	3.00"	PowderMax X-Light	504154684
	165"	16"	2.50"	PowderMax Light with FlexEdge	504154406
	165"	16"	2.50"	PowderMax 3 Light	504154838
	165"	16"	3.00"	PowderMax X-Light	504154413
	165"	16"	3.00"	PowderMax X-Light with FlexEdge	504154416
	165"	16"	3.00"	PowderMax Light	504153786
	175"	16"	3.00"	PowderMax X-Light	504154414
	175"	16"	3.00"	PowderMax Light	504153787
<b>3.00"</b>	154"	16"	3.00"	PowderMax 3 / FlexEdge	504153349
	163"	16"	3.00"	PowderMax 3 / FlexEdge	504153224
	174"	16"	3.00"	PowderMax 3 / FlexEdge	504153234
<b>2.86" INTER PITCH</b>	137"	15"	1.25"	Silent Track II	504154383
	137"	15"	1.25"	Studded Silent Track II	504154384
<b>2.86"</b>	120"	14"	1.00"	Cobra	504154700
	120"	15"	1.25"	RipSaw	504154702
	120"	15"	1.25"	Ice Ripper XT	504153100
	120"	15"	1.25"	RipSaw	504152606
	129"	15"	1.25"	Ice Ripper XT	504154376
	129"	15"	1.25"	RipSaw	504154375
	129"	15"	1.50"	Ice Ripper XT	504154386
	129"	15"	1.60"	Ice Cobra 1.6 (REV Gen 4 compatible)	504153705
	137"	15"	1.25"	IceRipper	504155086
	137"	15"	1.25"	Ice Ripper XT	504154373
	137"	15"	1.25"	Lug Ripsaw (2027 and up)	504155085
	137"	15"	1.25"	RipSaw	504154377
	137"	15"	1.25"	RipSaw II 2-ply	504154382
	137"	15"	1.50"	Ice Ripper XT	504154387
	137"	15"	1.60"	Cobra	504154394
	137"	15"	1.60"	Ice Cobra 1.6 (REV Gen 4 compatible)	504153706



**POWDERMAX LIGHT**

**POWDERMAX WITH FLEXEDGE**

**ICE COBRA 1.6**

**ICE RIPPER XT**

PITCH	LENGTH	WIDTH	LUG HEIGHT	PROFILE	SKU
2.86"	137"	15"	1.75"	Racing	504154398
	137"	16"	1.25"	RipSaw	504152734
	137"	16"	1.75"	PowderMax	504152803
	146"	14"	1.60"	Cobra with FlexEdge	504154701
	146"	15"	1.50"	Storm	504154836
	146"	15"	1.50"	Ice Storm	504154889
	146"	15"	1.60"	Cobra	504154395
	146"	15"	1.60"	Ice Cobra	504154396
	146"	15"	1.75"	Hurricane with FlexEdge	504154703
	146"	15"	2.50"	PowderMax	504154656
	146"	16"	2.00"	PowderMax	504154399
	146"	16"	2.00"	PowderMax	504153670
	146"	16"	2.50"	PowderMax	504154618
	146"	16"	2.50"	PowderMax 2 / FlexEdge	504154403
	154"	15"	2.50"	PowderMax	504154685
	154"	16"	1.50"	Charger	504154391
	154"	16"	1.50"	Charger	504152761
	154"	16"	2.00"	PowderMax	504154704
	154"	16"	2.00"	PowderMax	504153173
	154"	16"	2.50"	PowderMax	504154404
	154"	16"	2.50"	PowderMax 2 / FlexEdge	504153199
	154"	16"	2.50"	PowderMax 2 / FlexEdge	504153009
	154"	20"	1.25"	Utility	504154705
	154"	20"	1.25"	Utility	504154255
	154"	20"	1.50"	Silent Cobra WT	504154707
	154"	20"	1.50"	Silent Ice Cobra WT	504154708
	154"	20"	1.50"	Crosscut	504154996
	154"	20"	1.50"	Ice Crosscut	504154997
	154"	20"	1.50"	Utility	605613004
	154"	20"	1.75"	PowderMax	504153133
	154"	20"	1.80"	Cobra WT	504154706
	154"	20"	1.80"	Silent Cobra WT	504154710
	154"	24"	1.50"	Silent Cobra SWT	504154712
154"	24"	1.50"	Silent Ice Cobra SWT	504154714	
2.52"	156"	20"	1.25"	Wide Track	13070

**TRACTION**



**COBRA WT**

**ICE ATTAK XT**

**RIPSAW II 1.5**

**BACKCOUNTRY X**

**CONQUER 280**

PITCH	LENGTH	WIDTH	LUG HEIGHT	PROFILE	CLIP	SKU
<b>3.5"</b>	165"	15"	2.80"	Conquer 280	1 clip every 2 profiles	<b>C9340M</b>
	154"	15"	2.80"	Conquer 280	1 clip every 2 profiles	<b>C9341M</b>
<b>3.00"</b>	174"	15"	3.20"	Challenger X3.2	1 clip every 2 profiles	<b>C9311M</b>
<b>2.86"</b>	146"	16"	2.25"	PowderMax	1 clip every 2 profiles	<b>C9064M</b>
	137"	15"	1.75"	Backcountry X	Full clip	<b>C9289C</b>
	137"	15"	1.50"	RipSaw II 1.5	Full clip	<b>C9306C</b>
	120"	15"	1.75"	Hurricane 175	Full clip	<b>C9400C</b>
	129"	15"	1.75"	Hurricane 175	Full clip	<b>C9401C</b>
	137"	15"	1.75"	Hurricane 175	Full clip	<b>C9402C</b>
<b>2.52"</b>	121"	15"	1.22"	ICE Attak XT	Full clip	<b>C9200H</b>
	156"	24"	1.75"	Cobra SWT	Full clip	<b>C9260U</b>
<b>2.86"</b>	129"	15"	1.30"	ICE Arrowhead 2-ply	Full clip	<b>C9437H</b>
	137"	15"	1.30"	ICE Arrowhead 2-ply	Full clip	<b>C9438H</b>
	146"	15"	1.30"	ICE Arrowhead 2-ply	Full clip	<b>C9439H</b>

**PHANTOM SHARP STUDS & SUPPORT PLATES BY WOODY'S**  
5/16" - 1.325"



- All the benefits of 286 Phantom Series studs.
- Unique track design makes it the only traction product available to maintain track warranty and track life.
- Kit complete with stud, nut and support plate.
- The only traction product approved by BRP.

**MODELS**

REV Gen5, REV Gen4, XS, XP, XR - 120" tracks	<b>860200729</b> • Pack of 84
REV Gen5, REV Gen4, XS, XP, XR - 129" and 137" tracks	<b>860200730</b> • Pack of 96
REV Gen5, REV Gen4, XS, XP, XR - (5/16" - 1.325")	<b>860200731</b> • Pack of 500

**286 PHANTOM SERIES STUDS & SUPPORT PLATES BY WOODY'S**

**MODELS**



- A complete line of traction products developed specifically for Ski-Doo's REV Gen4, XS, XP, XR tracks.
- Due to the unique track design, this is the only traction product available to maintain track warranty and track life.
- Kit complete with stud, nut and support plate.
- The only traction product approved by BRP.

REV Gen5, REV Gen4, XS, XP, XR – 120" tracks • 5/16 – 1.075"	<b>860200718</b> • Pack of 84
REV Gen5, REV Gen4, XS, XP, XR – 129" and 137" tracks • 5/16 – 1.075"	<b>860200719</b> • Pack of 96
REV Gen5, REV Gen4, XS, XP, XR – 120" tracks • 5/16 – 1.325"	<b>860200721</b> • Pack of 84
REV Gen5, REV Gen4, XS, XP, XR – 129" tracks • 5/16 – 1.325"	<b>860201281</b> • Pack of 90
REV Gen5, REV Gen4, XS, XP, XR – 137" tracks • 5/16 – 1.325"	<b>860200722</b> • Pack of 96
REV Gen5, REV Gen4, XS, XP, XR • 5/16 – 1.325"	<b>860200723</b> • Pack of 500

**NEW PHANTOM SERIES STUDS AND SUPPORT PLATES BY WOODY'S 1.5" TRACK**

REV Gen5, REV Gen4 (all 1.5" single ply tracks)

**860203017** • Pack of 108



- 1.625" stud length.
- Specifically developed for Ski-Doo's single ply tracks.
- Due to the unique track design, this is the only traction product available to maintain track warranty and track life.
- Complete kit with 108 studs, nuts and support plates.
- The only traction product approved by BRP.

**GOLD DIGGER<sup>†</sup> STUDS AND SUPPORT PLATES BY WOODY'S**

REV Gen5, REV Gen4 (2021) and all 1 1/4" 137" 2-ply tracks • 5/16 – 1.325"

**415128957** • Pack of 96



- Through-hardened carbon steel with 60° carbide insert.
- 1" head with patented track trapping design.
- Due to the unique track design, this is the only traction product available to maintain track warranty and track life.
- Kit complete with stud, nut and support plate.
- The only traction product approved by BRP.

**DRILL BIT**

**415128884**



**NEW TWIST ATTACK SCREWS BY WOODY'S**

REV Gen5, REV Gen4

**860203031** • Pack of 100



- This Attack™ screw is 1" (25 mm) long for use in rubber lugs.
- This reliable, carbide tip screw attacks the terrain and adds the extra bite.
- For 1" + (25 mm +) lug height.
- Pack of 100.
- Includes installation tool.

**TUNNEL PROTECTOR KIT**

**MODELS**

- Protects your bulkhead and heat exchangers in all conditions.
- Provides proper protection for stud installation on pre-studded track.



REV Gen5 and REV Gen4 16", 129" and 137" tracks with Ice Ripper track or Woody's studs, REV Gen5 and REV Gen4 (Wide) 20" and 24" with Ice Ripper and Silent Ice Cobra WT.	<b>860201280</b> • Rear section only ●
REV Gen5 and REV Gen4 with 129" Ice Cobra, Ice Attak XT track or Ice Ripper XT (Silent Drive 2 System)	<b>860201688</b> • Complete tunnel protector kit ● + ●
REV Gen5 and REV Gen4 with 137" Ice Cobra, Ice Attak XT track or Ice Ripper XT (Silent Drive 2 System)	<b>860201692</b> • Complete tunnel protector kit ● + ●
REV Gen5 and REV Gen4 with 146" Ice Cobra, Ice Attak XT track or Ice Ripper XT (Silent Drive 2 System)	<b>860201693</b> • Complete tunnel protector kit ● + ●
REV Gen5 and REV Gen4 120" (120" model ONLY)	<b>860202212</b> • Central tunnel protector
REV-XU Expedition (2011 and up) and Skandic SWT, WT	<b>860200757</b> • Complete tunnel protector kit



To install the studs, always use the installation tools, procedures and torque specified in the instructions. Proper installation provides maximum product longevity and helps prevent track damage. BRP recommends that studs be installed by authorized BRP dealers and on approved pre-patterned tracks only. These tracks come standard on most Ski-Doo snowmobiles. Look for this symbol on your track. Woody's products are designed to fit and interact with each other. The stud nut and support plate form a complete unit. The use of aggressive skis, ski carbide runners or studs will alter the handling of your snowmobile, particularly in terms of maneuverability, acceleration and braking. Please refer to your Operator's Guide for more details.

# WHAT MAKES BRP DRIVE BELTS STAND OUT?

## PERFECTLY ENGINEERED FOR YOUR RIDE

BRP drive belts are developed alongside each vehicle to perfectly match drivetrain calibration and deliver maximum performance. Designed, tested and manufactured to rigorous specifications, BRP drive belts also deliver superior throttle response and no RPM loss.

## PROVEN WINNERS


In addition to the countless hours of dyno and physical field-testing we do on every drive belt, we go racing, where every component is stressed to the maximum. For years, Ski-Doo racers have been winning countless events across the globe. Underneath all the trophies and champagne? A BRP drive belt.

## ADVENTURE WITH CONFIDENCE

Performance means little without durability, and our manufacturing consistency assures you'll get the most out of every adventure. Extra miles equal extra memories, and BRP drive belts are engineered to deliver maximum longevity for your ride.



# SUPERIOR CONSTRUCTION



- 1** The top cog adds strength and reduces belt deformation. It's typically made with a different compound than the lower cog nearest the clutch center as the two are designed to perform different tasks in transferring power to the track.
- 2** Adhesion layers. These promote adhesion from the cogged undercord compound to the aramid cord.
- 3** BRP belts use tensile cord made with lightweight, high-strength, high-resistance aramid fibers. Each tensile cord layer in BRP belts is specific to the diameter required by the power and performance needs of your vehicle.
- 4** The undercord compound is a carefully curated compound of both natural and synthetic rubbers and high-performance materials. Intentionally designed for the proper flex and engagement profile of your clutch pulleys.
- 5** Specially designed impregnated fabric provides additional wear resistance to both the belt and your clutches.

# CVT MAINTENANCE PARTS



## PERFORMANCE DRIVE BELTS

- High performance drive belts calibrated to maximize your sled's performance.
- Aramid tensile cords used in construction for extra long life and dependability, also deliver a consistent length with minimal belt shrinkage and minimal length adjustments.
- High tensile reinforced fiber elastomer undercords provide minimal dusting and long term flex life.
- Flexweave overcord for superior adhesion and crack resistance.
- Consistent performance during life of belt.
- Quality you can count on for optimum performance.
- Built with distinctive durability features for mountain, trail or fast tracks.


SKU	DESCRIPTION
<b>REV GEN5, REV GEN4, XM, XS, XP, XU, XR, REV</b>	
417300574	850 Turbo R with Ice system
417300571	850 E-TEC, 900 ACE Turbo R, 900 ACE Turbo – 150 800R E-TEC (all model years), 800R P-TEK (all model years)
417300558	900 ACE Turbo GT 2019, 900 ACE Turbo – 130
417300551	600RR E-TEC, 600R E-TEC, 600 E-TEC, 1200 4-TEC, 900 ACE
417300586	600 EFI
417300367	550 Fan (2010-2011)
415060600	Fan (2009 and prior)
414860700	550 Fan (2012, 2014)
417300585	600 ACE, 550 Fan
<b>RT</b>	
417300189	1000

SKU	DESCRIPTION
<b>ZX</b>	
414860700	500, 600 LC
417300585	700, 800 LC
417300067	700 (1999, 2000)
415060600	Fan
417300586	V-1000, 600 SDI (2004), V-800
<b>UTILITY (EXCEPT REV GEN4 (WIDE) 20" &amp; REV-XU)</b>	
605348425	All 2008 models, 2007 TUV and SWT V-800
414633800	All Fans Skandic except Tundra
417300326	Tundra RF 300
415060600	Tundra RF 500
417300586	Tundra RF V-800
414827600	Old Tundra 280 Fan
<b>S-CHASSIS</b>	
417300067	Semi-cogged
414860700	Not cogged


## // pDRIVE PULLEY SERVICE KITS

SKU	FITS ON ALL pDRIVES	KIT COMPONENT	QTY	
<b>TORQUE ROLLERS MAINTENANCE KIT</b>				
	861805558	2015-2017	Torque Roller	3
			Back Torque Roller	3
			Roller Axle	3
			Spring Pin	3
	861805587	2018 and up	Torque Roller	3
			Back Torque Roller	3
			Roller Axle	3
			Spring Pin	6
<b>TORQUE SLIDERS MAINTENANCE KIT</b>				
	861805560	2018 and up	Slider	3
			Roller Axle	3
			Spring Pin	6
			Outer Thrust Washer	3
			Inner Thrust Washer	3
<b>RAMP ROLLERS MAINTENANCE KIT</b>				
	861805586	2015 and up	Roller Assembly	3
			Thrust Washer	6
			Roller Axle	3
			Screw	3


Kits made with Premium OEM parts

<b>eDRIVE 2 CLUTCH ASSEMBLY</b>	4-TEC 1200 only 2010 and up	<b>415130054</b>
	<ul style="list-style-type: none"> <li>With double the number of rollers and arms compared to TRA designs, this clutch is designed for low maintenance and long life with 4-stroke powertrains.</li> </ul>	

<b>MAINTENANCE KIT FOR eDRIVE 2 PULLEY</b>	All 2016 and up eDrive 2 Clutch with heptagonal roller.	<b>415130055</b>
<i>[Not illustrated]</i>	<ul style="list-style-type: none"> <li>Includes: 6-roller assembly, 12 slider shoes, 3 O-rings.</li> </ul>	

MAINTENANCE KIT FOR TRA DRIVE PULLEY	MODELS
 <ul style="list-style-type: none"> <li>Includes: 1 spring cover assembly, 3-roller assembly, 1 bushing (siding flange), 6 slider shoes, 6 O-rings, 1 circlip, 3 cotter pins and 3 lever axles.</li> </ul>	REV-XP, XR, XS, XM, XU - 2011 (550F), 2011 to 2018 (600 and 600 E-TEC sea-level) <b>415129624</b>
	REV-XM, XU - 2012 (1200), 2012 to 2018 (600 E-TEC high altitude), 2013 to 2019 Tundra Xtreme <b>415129625</b>
	REV-XP, XS, XM, XU - 2011 to 2018 (800R P-TEK and 800R E-TEC) <b>415129626</b>
	REV-XP, XS, XM, XU - 2008 to 2010 (800R P-TEK and 800R E-TEC) <b>415129627</b>
	REV-XP, XS, XM, XU - 2011 and prior (1200), 2011 and prior (600 E-TEC high altitude) <b>415129708</b>

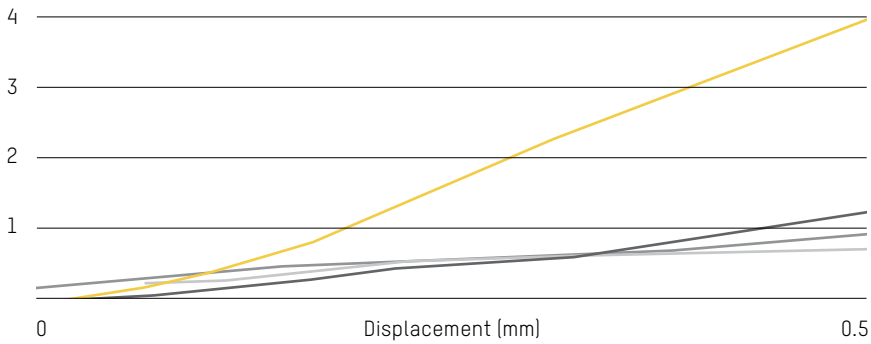
CLUTCH MAINTENANCE TOOLS			
pDrive	SKU	pDrive	SKU
Circlip installer/remover	<b>529036375</b>	Governor cup remover	<b>529036546</b>
Clutch holder	<b>529036599</b>	Grease injector	<b>529036376</b>
Drive pulley opening tool	<b>529036378</b>	pDrive puller	<b>529036370</b>
Drive pulley support	<b>529036371</b>	Removing axle tool	<b>529036372</b>
QRS	SKU	QRS	SKU
Upper gear retaining tool	<b>529036110</b>	Driven pulley spring compressor	<b>529036182</b>
Pulley spring compressor tool	<b>529036373</b>	Bearing puller driven support	<b>529036485</b>

<b>QRS XD ROLLER KIT</b>	<b>861805577</b>
 <ul style="list-style-type: none"> <li>High resistance to wear and shattering from aggressive shifting.</li> <li>Unique formula prevents deformation for consistent performance.</li> </ul>	<ul style="list-style-type: none"> <li>Precise roller tolerances which are critical to prevent roller seizure and premature wear to key components.</li> <li>Includes 2 rollers.</li> </ul>



### DEFORMATION RESISTANCE UNDER STATIC COMPRESSION TEST

DUPLICATE OF LOAD APPLIED



BRP XD roller

The BRP XD roller withstands 4 times the load in compression compared to most popular aftermarket thermoplastic-type rollers with a displacement/ deformation of 0.5 mm.

QRS XD rollers are built to take a beating. With more impact resistance and less deformation than standard designs, they hold up under pressure, protect belt performance, and keep the pulley system running clean and smooth, ride after ride.

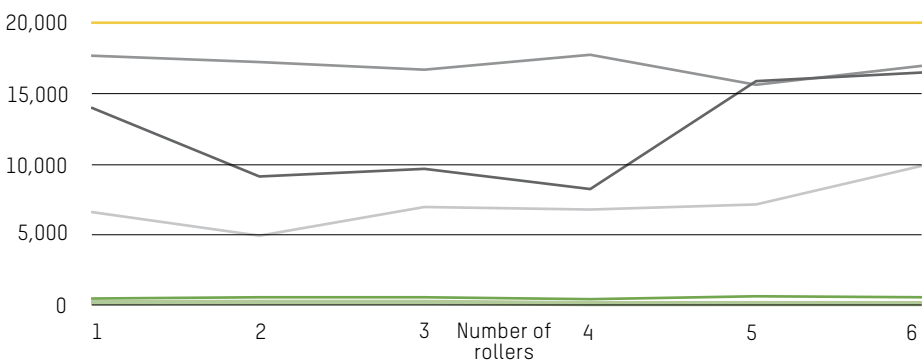
## BUILT TOUGH TO KEEP POWER MOVING

Stronger than fiber rollers and more stable than thermoplastic designs, QRS XD rollers resist high-impact shocks and deformation that can seize pulleys or shred belts. A major upgrade for reliability, durability, and consistent performance under stress.



### CYCLING TEST

NUMBER OF CYCLES



BRP XD Roller

Thermoplastic Type Sample 3

Thermoplastic Type Sample 2

Thermoplastic Type Sample 1

Fiber Type Sample 2

Fiber Type Sample 1

The BRP XD rollers performed 40% more cycles\* than the average for thermoplastic-type rollers and 99% more cycles\* than the average for fiber-type rollers. Both thermoplastic and fiber roller tests ended in failure.

\*Based on 20,000 cycles of our XD rollers, without any signs of failure.

**NGK' SPARK PLUGS**



- You'll see a difference with genuine NGK spark plugs.
- Solid steel terminal reduces the chance of arcing in the plug cap, which may interfere with the electric component.
- A necessity in today's ignition systems.

MODEL	TYPE	ENGINE	SKU
ILKR8Q7S	Iridium	600RR E-TEC, 600R E-TEC, 850 E-TEC, 850 E-TEC Turbo R	<b>415130651</b>
LMAR9AI-8	Iridium	900 ACE Turbo, 900 ACE Turbo R	<b>415130363</b>
MR7BI-8	Iridium	600 ACE	<b>415129670</b>
MR8DI8	Iridium	900 ACE	<b>415129944</b>
PFR7AB	Platinum	800R E-TEC	<b>415129484</b>
PZFR6F	Platinum	600 H.O. E-TEC	<b>415130430</b>
BPR8ES	Nickel	600 EFI	<b>415130429</b>
CR8EKB	Nickel	1200 4-TEC	<b>415129429</b>
BR9ECS	Nickel	550F, 600RS	<b>512059552</b>
BR9ECS (0.8 mm gap)	Nickel	600 CARB, 800 P-TEK	<b>415128524</b>
BR8ECS (0.8 mm gap)	Nickel	600 H.O.	<b>512060029</b>
BR9ES	Nickel		<b>219703120</b>

**BATTERIES**



515176151

Fits on	Ah	C.C.A.	SKU
MY27 models (except utility)	20	310	<b>715900973</b>
MY27 models (utility)	30	400	<b>515176151</b>
<b>Optional Yuasa batteries</b>			
Model	Ah	C.C.A.	SKU
YTX20L	18	270	<b>410301203</b>
YTX20HL	18	310	<b>415129898</b>
YIX30L	30	400	<b>515176151</b>
YTX4L	3	50	<b>415130653</b>

**PRIMER KIT**

REV-XU Tundra	<b>860200416</b>
---------------	------------------



- Provides hassle-free starting in extreme cold temperatures.

**REWIND STARTER KIT**



600 HO E-TEC, 800R E-TEC engines (except REV-XU Expedition, WT, SWT)	<b>860201053</b>
2023 REV Gen5 850 E-TEC and 850 E-TEC Turbo R (except 10.25" color touchscreen display)	
2024 and up REV Gen5 16" 850 E-TEC, 850 E-TEC Turbo R and 600R E-TEC	
REV Gen4 16" 600R E-TEC, 850 E-TEC, 600 EFI and Skandic Sport	<b>860203050</b>
REV Gen5 20" and 24" 850 E-TEC, 600R E-TEC, 600 EFI, REV Gen4 20" and 24" (Wide) 850 E-TEC, 600R E-TEC, 600 EFI (except Skandic Sport)	<b>860203129</b>

- Complete rewind kit for those wanting extra peace of mind.
- Rewind handle located behind panel. Instant handle access requires different side panel.



# MAINTENANCE

*// MAINTENANCE*

*144 OILS*

*146 MAINTENANCE PRODUCTS*

# E-TEC MAX

FULL SYNTHETIC OIL



All 2 stroke oils are the same? E-TEC oils have proved that wrong ever since they touched a piston for the first time. Fueled by the 600RR engine, E-TEC takes a new form with the launch of MAX Technology—less smoke, less smell with MAX performance and superior protection, even with less oil.

## MOLYBDENUM

Pure Moly is a new generation of molybdenum (M02S) friction modifier, a premium additive that greatly boosts lubrication performance.

Our unique Pure Moly additive delivers exceptional friction reduction and anti-wear protection by forming a low-friction protective film on metal surfaces. Pure Moly minimizes energy loss, reduces component wear, and extends engine life.

## ASHLESS

Purpose-built, high quality, and non-metallic, the Ashless formulation is designed to clean out existing carbon deposits and prevent new ones from forming. Works by neutralizing and protecting against harmful acids produced by combustion.

E-TEC MAX keeps RAVE valves cleaner and prevents carbon buildup. Maintains higher levels of compression, thus power and performance. The technology also works against moisture from ethanol fuel and storage, keeping engine parts corrosion and rust free.

## XTREME

Precisely crafted full synthetic 2-stroke engine oil using innovative additives. The E-TEC MAX smokeless formula provides the perfect balance between performance, protection and engine cleanliness.

E-TEC MAX Technology significantly reduces smoke, smell and deposits, while maintaining performance and protection.



# OILS & MAINTENANCE PRODUCTS

## ENGINE OILS

### XPS 2T E-TEC MAX SYNTHETIC OIL

9779520 • 1 quart / 946 ml  
9779521 • 1 US gal / 3.785 L  
9779522 • 2.5 US gal / 9.46 L

9779523 • 5 US gal / 18.92 L  
9779524 • 55 US gal / 205 L



- Developed specifically to meet the needs of evolving E-TEC engine technology, with new engines having more power and improved efficiency using less oil and fuel, thereby creating higher demand on the engine oil to provide proper performance and protection, while not using any metallic/ash additives.
- The E-TEC MAX unique formulation protects engine in all approved E-TEC oil injection ratios.
- Full synthetic to provide superior lubrication and wear protection, outstanding cold temp starting, and cleaner burning with significantly less smoke, smell and deposits.
- New custom additives include advanced anti-corrosive additives that reduce rust and corrosion.
- Unique Pure Moly additive reduces friction and maximizes power, performance and reliability.
- Can be used in direct, semi-direct fuel injection system and high performance carbureted 2-stroke engines.

### XPS 2T RACING SYNTHETIC OIL

9779229 • 1 US gal / 3.785 L



- Specially designed for high-performance or racing engines.
- Top-performing synthetic oil is formulated with a highly evolved additive package that includes performance enhancing esters.
- Withstands extreme operating temperatures, high RPM and heavy loads to deliver competition-level engine protection.
- Use in high-performance 2-stroke snowmobiles and off-road motorcycle engines.

### XPS 2T SNOWMOBILE SYNTHETIC BLEND OIL

9779649 • 3.785 L



- Designed for all oil injection or pre-mix 2-stroke snowmobiles with electronic fuel injection or carbureted engines.
- Recommended engine oil for Rotax 600 EFI engine.
- Facilitates cold starting with low-smoke emissions.
- Ensures maximum protection against wear by keeping the engine parts lubricated and clean.

### XPS 2T SNOWMOBILE PREMIUM MINERAL OIL

9779277 • 3.785 L



- Powersport formula with premium anti-wear and anti-corrosion additives.
- The carefully balanced additives optimize detergency and lubrication through a broad range of operating temperatures.
- Additional corrosion protection for wet environments and during storage.
- Safe for winter/snowmobile use.

**XPS 4T 0W-20 EXTREME COLD SYNTHETIC OIL**

**9779295** • 1 US gal / 3.785 L  
**9779147** • 5 US gal / 19,82 L  
**9779148** • 55 US gal / 205 L



- EXTREME COLD engine oil is state-of-the-art, developed for easier cold starts in the most frigid, harshest winter climates.
- The custom formula promotes fast oil flow from the sump to critical engine components to ease starting.
- Protects 4-stroke snowmobiles, ATVs and power equipment from cold start engine wear.

**XPS 4-STROKE SYNTHETIC OIL**

**9779286** • 1 quart / 946 ml  
**9779287** • 1 US gal / 3.785 L  
**9779141** • 5 US gal / 18.92 L

**9779142** • 55 US gal / 205 L  
**9779143** • 265 US gal / 1003 L  
**9779144** • 330 US gal / 1249 L



- Powersport formula with premium anti-wear and anti-corrosion additives.
- The best choice for high-performance snowmobile, ATV and SSV 4-stroke engines used in cold weather.
- Provides superior engine and transmission protection against heat, rust and corrosion.
- Delivers optimal performance in high and low temperatures.

**XPS 4T 0W-40 SYNTHETIC OIL CHANGE KIT**

**9779402** • 600 ACE  
**9779403** • 900 ACE  
**9779404** • 1200 4-TEC



- Ultra-convenient "all-in-one" oil change kit saves time and money.
- Includes XPS Synthetic Oil, oil filter, O-rings and washer.

## MAINTENANCE PRODUCTS

### OIL FILTER

420956124



- 900 ACE, 900 ACE Turbo, 600 ACE and 1203 engines.
- Oil filter ensures optimal engine performance by effectively trapping dirt and debris. With its robust mesh construction, it guarantees durability and reliability.

### OIL FILL SUPPORT RING

519000296



- Use on all Ski-Doo engines. See your dealer for details.

### EXTENDED LIFE PRE-MIXED COOLANT

619590728 • 946 ml



- Antifreeze/coolant contains the correct dilution and the necessary additives to prevent corrosion and inhibit cavitation in BRP cooling systems.
- Long-life, 5-year formula specially formulated for BRP vehicles.
- Superior heat transfer.
- Ideal replacement for vehicles that normally use a 2-year antifreeze/coolant (green).
- 5 years (orange).

### XPS ICE INTAKE COOLING ENHANCER

9779362 • 3.785 L



- XPS Ice is a sophisticated blend of methanol and filtered water.
- Specially formulated to cool the air intake charge of engines in the water injection system.

### DOT 4 BRAKE FLUID

9779207 • 355 ml



- Meets or exceeds all DOT3 and DOT4 brake fluid requirements.
- High-temperature formula resists fade and also conditions seals and O-rings in braking systems.

### SYNTHETIC CHAINCASE OIL

9779185 • 12 oz. / 355 ml  
9779179 • 5 US Gallon / 18,92 L

- Specially developed for high-performance Ski-Doo models, it represents the best in state-of-the-art chaincase lubrication.
- This multigrade full-synthetic formula flows well at cold temperatures and won't break down at high temperatures.
- Made with additives that protect internal components from wear and corrosion and also conditions seals.
- Not for use in 2-speed snowmobile transmissions on Expedition, Skandic utility models.

**SYNTHETIC GREASE SUSPENSION****9779226 • 400 g**

- Designed to work specifically with the components found in Can-Am and Ski-Doo vehicle suspensions.
- It is highly stable and offers optimal lubrication at both extreme cold and high temperatures while protecting suspension components from dirt and moisture, as well as corrosion under extreme washout conditions.

**XPS SPLINE GREASE****9779472 • 3 oz. / 85g**

- Enhanced rust and corrosion resistance.
- Protects against seizure, heat-freeze, galling, rust and corrosion.

**SYNCHROMESH TRANSMISSION SYNTHETIC OIL****9779211 • 24 oz. / 710 ml**

- Uses a unique combination of synthetic base stocks and additives that allow higher loads, superior shear stability and reduced oxidation compared to other synthetics and conventional API GL-5 gear oils.
- Its tremendous thermal stability and constant viscosity give exceptional wear protection and superior performance for excellent low-temperature characteristics and improved gear protection at higher temperatures.
- Recommended for use in all Ski-Doo and Lynx synchromesh transmissions requiring 75W-140 API GL-5 gear oils.
- Offers added assurance during extended drain intervals.
- Exceeds API GL-5 specifications.

**ANTI-CORROSIVE LUBRICANT****619590733 • 12 oz. / 340 g**

- Multipurpose lubricant that can also be used to prevent rust, corrosion and moisture intrusion.
- It contains extreme pressure additives that work as an all-around lubricant for just about anywhere lubrication is needed.

**XPS STORAGE OIL****619590725 • 340 g**

- High-performance fogging oil designed to protect internal engine parts from rust and corrosion.

**XPS HIGH PERFORMANCE SUSPENSION FLUID****9779474 • 1 quart / 946 ml**

- Engineered viscosity for optimized performance in cold weather conditions. For KYB shocks.

**FUEL STABILIZER****9779183 • 8 oz. / 240 ml**

- Ethanol-compatible and will stabilize fuel in your tank to keep it from breaking down and causing hard starting, throttle hesitation and poor run quality.
- Ethanol attracts moisture, and this product contains powerful anti-corrosion additives to protect fuel system components.
- Prevents problems associated with E10 fuels.



**ski-doo**  
FACTORY RACING

**KITAX**  
**XRS**  
**LTD**

**ski-doo**



**APPAREL**

## // APPAREL

- 151** TECHNOLOGIES
- 152** SIZING CHART
- 154** COMMUNICATION SYSTEM AND HELMET ACCESSORIES
- 155** OXYGEN HELMETS
- 156** RAYVIK
- 157** PYRA HELMETS
- 158** EXOME HELMETS
- 159** ADVEX HELMETS
- 160** GOGGLES
- 161** BALACLAVA
- 163** BOOTS AND SOCKS
- 164** GLOVES AND MITTS
- 167** RIDING GEAR – ABSOLUTE 0
- 169** RIDING GEAR – EXODUS
- 171** RIDING GEAR – ENDURO
- 173** RIDING GEAR – VASA
- 174** RIDING GEAR – BC
- 175** RACING
- 176** LAYERING
- 178** SPORTSWEAR – SIGNATURE
- 180** SPORTSWEAR – X-TEAM
- 184** SPORTSWEAR – APRÈS-SKI-DOO
- 187** 20TH MXZ X-RS ANNIVERSARY
- 188** BAGS
- 189** RIDING GEAR – JUNIOR
- 190** SPORTSWEAR – JUNIOR
- 191** PLAY & LICENSING PRODUCTS
- 193** REPLACEMENT PARTS

Always use the digital version  
of the Product Spec Book for the  
most up-to-date information.

# TECHNOLOGIES

OUR RIDING GEAR AND TECHNICAL WEAR ARE LIGHTWEIGHT AND BUILT WITH ADVANCED TECHNOLOGIES THAT PROTECT YOU WITH WARMTH, WATERPROOFNESS AND BREATHABILITY.



## PRIMALOFT®

A high-performance insulation with the full spectrum of benefits to brave the elements. Warmer, drier, softer and more compressible than any other synthetic insulation.



## RADIANT CORE

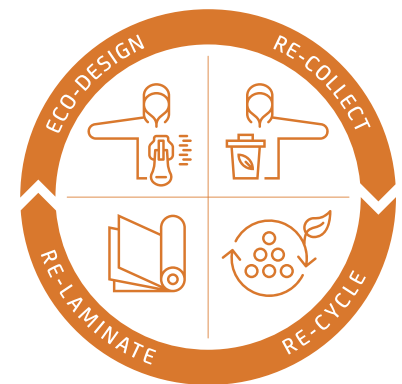
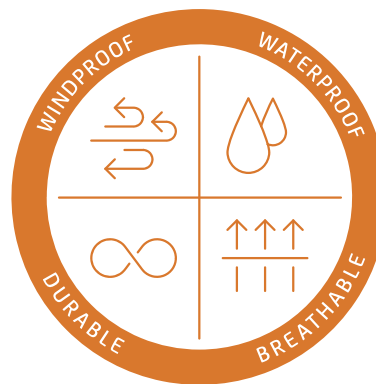
### SUPERIOR HEAT RETENTION

Radiant Core Technology is built into our warmest gear. The flexible reflective liner retains the heat from your body and redirects it back towards center mass to keep you warm, even in the coldest conditions.

## sympatex®


### MORE THAN A MEMBRANE

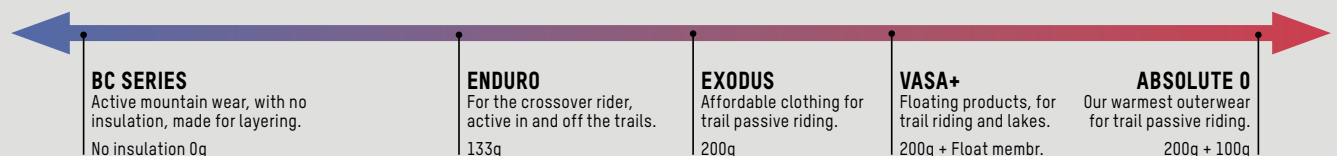
Full mobility and freedom of movement are a given with our Sympatex membrane. With a 3D optimized fit and coupled with our 2-layer lightweight stretch, it delivers comfort at every turn.



## RIDING GEAR – PRODUCT FAMILIES

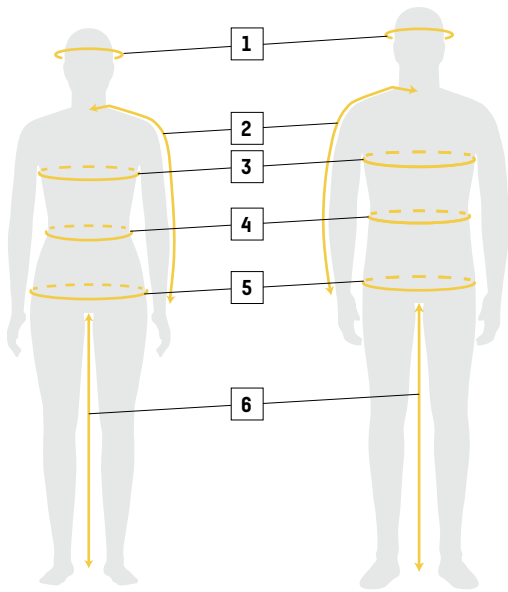
 ACTIVE RIDERS  
NO INSULATION

PASSIVE RIDERS  
WARMEST 



# SIZING CHART

## HOW TO MEASURE



- For best results, have someone else take measurements.
- Measure body in underwear.
- Tape must be snug but not tight.
- If measurements fall between two sizes, order the larger size.

<b>1 HEAD</b>	Around your head, from the center of the forehead, above the ears and over the natural bump at the back of the head.
<b>2 ARM LENGTH</b>	Let the hands hang down on the side in a slightly bent position. Measure from the center of the back of your neck, along the length of your arm, to the wrist.
<b>3 CHEST/BUST</b>	Measure under your arms, around the fullest part of your chest.
<b>4 WAIST</b>	Measure around your natural waistline, keeping one finger between the tape and body.
<b>5 HIPS</b>	Across the widest part of the seat.
<b>6 INSEAM</b>	Without shoes, from your crotch to the floor.

## // WHAT CODE REPRESENTS YOUR STYLE?

- 1 Find your size and color.
- 2 The corresponding code is THE CODE you use to complete the part number on your order.

**Example:**  
 288191 (style number for the Men's X-Team Edition Sno-X Zip-Up)  
 06 (sizing code M)  
 90 (color code Black)

**Full SKU:**      Style      Size      Color  
 288191      06      90

### SIZING CODE

Adult		Adult		Adult		Adult		Adult		Adult		Pants		Youth / Kids	
Size	Code	Size	Code	Size	Code	Size	Code	Size	Code	Size	Code	Size	Code	Size	Code
One Size	00	L	09	3XLT	17	1	20	9	29	S / M	72	30	37	3-4	79
XS	02	LT	10	4XL	18	2	21	10	30	M / L	91	32	38	5-6	52
SS	03	XLS	11	4XLT	19	3	22	11	31	L / XL	73	34	39	6-8	48
S	04	XL	12	5XL	88	4	23	12	32			36	40	7-8	54
MS	05	XLT	13	X	26	5	24	13	33			38	41	10-12	49
M	06	2XL	14	1X	86	6	25	14	34			40	42	14-16	50
MT	07	2XLT	15	2X	87	7	27	16	35			42	43		
LS	08	3XL	16	3X	95	8	28	18	78			44	44		

### COLOR CODE

Name	Code	Name	Code	Name	Code	Name	Code
Clear	00	Warm Grey	15	Pink	36	Blue	80
White	01	Lava Red	17	Ice	38	Light Blue	81
Sand	03	Mixed Color	18	Raspberry	39	Indigo Blue	82
Brown	04	Blue Teal	19	Purple	40	Royal Blue	83
Fire Red	06	Mirror Silver	22	Violet	41	Navy	89
Charcoal Grey	07	Magnesium	24	Deep Purple	42	Black	90
Silver	08	Lilac	25	Smoke	57	Bronze	92
Grey	09	Hi-Vis Yellow	26	Green	70	Matte Black	93
Yellow	10	Heather Charcoal	29	Teal	74	Black with Graphics	94
Gold	11	Red	30	Turquoise (Aqua)	76	Amber	95
Orange	12	Wine	32	Army Green	77	Ivory	97
Coral	13	Brick Red	33	Denim Blue	79		



## OUTER, MID & BASE LAYERS + SPORTSWEAR

### MEN'S - REGULAR 5'7"-6'0"

	XS	S	M	L	XL	2XL	3XL	4XL
Chest	31-33	34-36	38-40	42-44	46-48	50-52	54-56	58-60
Waist	26½-27½	28½-30½	32½-34½	36½-39	41½-43½	46-48	50½-52½	54-57
Hips (Seat)	31½-32½	33½-35½	37½-39½	41½-43½	45-46¾	48½-50½	52½-54½	56½-58½
Arm Length	30½	32½	33	33½	34½	35	36	36½
Inseam	30½	32	32	32	32	32	32	32

### MEN'S - TALL 6'1" AND ABOVE

	MT	LT	XLT	2XLT	3XLT
Chest	38-40	42-44	46-48	50-52	54-56
Waist	32½-34½	36½-39	41½-43½	46-48	50½-52½
Hips (Seat)	37½-39½	41½-43½	44-46	48½-50½	52½-54½
Arm Length	34	34½	35½	36	36¾
Inseam	34	34	34	34	34

### MEN'S - SHORT 5'6" AND BELOW

	SS	MS	LS	XLS
Chest	34-36	38-40	42-44	46-48
Waist	28½-30½	32½-34½	36½-39	41½-43½
Hips (Seat)	33½-35½	37½-39½	41½-43½	44-46
Arm Length	31½	32	32½	33½
Inseam	30	30	30	30

### WOMEN'S - REGULAR 5'3"-5'8"

	XS	S	M	L	XL	2XL
Chest	33-35	35-37	37-39	40-43	44-47	48-49
Waist	26-28	29-30	31-33	35-37	39-41½	42-43½
Hips (Seat)	36-37½	38-39½	40-42	43-45½	47-49½	50-51½
Arm Length	30½	30½	31	31½	32½	32½
Inseam	30	30	30	30	30	30

### WOMEN'S - TALL 5'9" AND ABOVE

	ST	MT	LT	XLT
Chest	35-37	37-39	40-43	44-47
Waist	29-30	31-33	35-37	39-41½
Hips (Seat)	38-39½	40-42	43-45½	47-49½
Arm Length	31½	32	32½	33½
Inseam	32	32	32	32

### WOMEN'S - PLUS SIZE

	X	1X	2X	3X
Chest	45-47	47-49	50-53	54-57
Waist	39-41½	41½-43½	45-47½	49-52
Hips (Seat)	48-49½	50-51½	53-55½	56-59½
Arm Length	32½	32½	33	33
Inseam	29	29	29	29

### WOMEN'S - SHORT 5'1" AND BELOW

	SS	MS	LS	XLS
Chest	35-37	37-39	40-43	43-47
Waist	29-30	31-33	35-37	39-41½
Hips (Seat)	38-39½	40-42	43-45½	47-49½
Arm Length	29½	30	30½	31½
Inseam	28	28	28	28

### JUNIOR

	2	3	4	5	6	7	8	10	12	14	16	18
Height	2'11"	3'2"	3'5"	3'8"	3'11"	4'2"	4'5"	4'8"	4'11"	5'2"	5'5"	5'8"
Chest	21	22	23	24	25	26	27	28½	30	31½	33	35
Waist	20	20½	21	21½	22	22½	23	24	25	26	27	29¾
Hips (Seat)	21	22	23	24	25	26	27	28½	30	31½	33	36½
Arm Length	15½	17	18½	20	21½	23	24½	28½	30	31½	33	33¾
Inseam	13½	15½	17½	19½	21	22¾	24½	26¾	28	29½	31	31½

### SOCKS

	S	M	L	S/M	L/XL
Men's	—	6-9½	10-13	9½-12½	13-3
Women's	4-8	8½-12	—	—	—

Helmet sizing information is available on page 176.

Boot sizing information is available on page 181.

Glove and mitt sizing information is available on page 184.

# DID YOU KNOW?

We redefined our fit for all of our new collections. You now have three categories for our riding gear and sportswear items. You can find the fit of each style in their description so you know what you are getting.

## FIT GUIDE

### Sportswear

SLIM

REGULAR

RELAXED

### Riding Gear

FITTED

REGULAR

RELAXED

# COMMUNICATION SYSTEM AND HELMET ACCESSORIES



Matte Black (93)

## VIBE UNIVERSAL COMM SYSTEM BY BRP 929105 • One size

- VIBE UNIVERSAL Comm System with superior audio quality for every BRP helmet.
- Battery capacity: up to 12 hours of talk time (8 hours at -18°C/-0°F).
- Mesh Intercom™ features superior audio quality.
- Compatible with all BRP helmets.
- Wired and boom microphones included.

- Sound by harman/kardon®.
- Mesh only system: Robust Reliability compatible with all Sena Mesh devices.
- One-Click-to-Connect with other mesh riders.
- Up to 2 km / 1.2 miles in open terrain. Range can be extended with multiple riders.
- Multi-channel protocol in Open Mesh allows users to switch between 9 comm channels.
- Convenience of voice-activated digital assistant access ("Hey Google"/"Hey Siri").
- Rapid-Charging.
- Glove-friendly interface.
- Compatible with the 10.25" touchscreen display: Listen to music, place/receive calls, and use phone voice assistance.
- When paired with the BRP Go! app, you can manage many settings such as: sound, mesh channel options, software updates, battery level, handlebar controls.

For safety reasons, the battery cannot be charged while riding. Considering the increased risks inherent when charging a battery, BRP has chosen NOT to make this action possible to guarantee maximum user safety. Features may vary depending on the vehicle.



Matte Black (93)

## VIBE COMMUNICATION SYSTEM BY BRP 929086 • One size

- VIBE Comm System with superior audio quality for the Advex helmet.
- Battery capacity: up to 18 hours of talk time (12 hours at -18°C/-0°F).
- Compatible with all Advex helmets.
- Never run out of power when installed in Advex Radiant helmet version and plugged into your Ski-Doo.\*Will not charge the battery.



Black (90)

## BRP HELMET LED UTILITY LIGHT 929085 • One size

- Optional utility light for Advex helmet family.
- Utility flashlight.
- Tool-free installation.
- 3 power modes.
  - 3 AAA batteries (battery box to install in the helmet, batteries not included).
  - Uses the Vibe Communication System Battery.
  - Connection of the Vibe Communication System by eLinQ (electric power supplied by the vehicle).
- Easy one-handed on/off without a button (by opening/closing).
- High level of illumination, over 100 lumens.
- ECE 22.06 certification for helmet.



Black (90)

## OXYGEN LED UTILITY LIGHT 929006 • One size

- Accessory for Oxygen helmet.
- Oxygen – Chin LEDBEAM Utility Light.
- 2 AAA batteries (batteries not included).

# OXYGEN HELMETS

## UNISEX



Grey (09), Yellow (10)

**NEW OXYGEN FLOW HELMET**  
929187 • XS, S, M, L, XL, 2XL, 3XL

DOT

- Ski-Doo Oxygen Flow Helmet (DOT) with lightweight M-FORGE Composite shell.
- Includes a rear removable curtain and a vent in the chin curtain for extra airflow.
- Neck skirt to reduce air intrusion.
- 1850 g ± for size large.

- Visor equipped with an adjustable ventilation system to adjust the temperature inside the helmet according to the weather conditions. Our tests have shown a temperature reduction up to 10°C compared to the visor without a vent.
- 4-year limited warranty.
- Sun visor heated chamber.
- Amplified heated visor with pivot contact system.
- Retractable amber sun visor.
- Prescription eyeglasses friendly.
- Adjustable humidity extractor vents.
- Unobstructed panoramic field of vision for an incredible maskless riding experience.
- Durable anti-fog and anti-scratch coatings.
- NCS System: reduces noise.



White (01), Black (90), Matte Black (93)

**OXYGEN FLOW HELMET**  
929087 • XS, S, M, L, XL, 2XL, 3XL

DOT

- Oxygen Helmet (DOT) with lightweight M-FORGE Composite shell.
- Includes a vent in the chin curtain for extra airflow.
- Neck skirt to reduce air intrusion.
- 1850 g ± for size large.



Black (90)

**OXYGEN FLOW CARBON HELMET**  
929095 • XS, S, M, L, XL, 2XL, 3XL

DOT

- Oxygen Carbon Helmet with lightweight M-FORGE carbon composite shell.
- Large neck skirt with vent.
- Rear removable curtain.
- 1750 g ± for size large.

- Robust detents allow precise opening adjustments for airflow.
- Optional front LED utility light.
- Lightweight batteryless rear LED light for added rider safety.
- eLinQ rear magnet connector.
- Offered with amber sun visor for best vision in snow conditions.
- Ready to receive communication system.
- Operate all features with gloved hands.
- 2 shell sizes for better fit and comfort.
- Ratcheting quick-release chin strap.
- Recyclable helmet shell for minimal environmental impact.
- Aerodynamic shape to reduce neck fatigue.
- DOT certified.

# RAYVIK



Black [90]

**NEW RAYVIK X5 CARBON MIPS HELMET** DOT ECE22.06  
929164 • XS, S, M, L, XL, 2XL, 3XL, 4XL

- Rayvik X5 Carbon MIPS Helmet.
- Lightweight Carbon Fiber Composite shell.
- Fidlock® magnetic quick-attach chin strap closure.
- Weight: 1180 g +/- 50 g.

- ECE 22.06 and DOT certifications.
- Equipped with MIPS® safety system.
- Multi-density CONTEGO™ copolymer foam formulation provides enhanced impact test performance over standard EPS foams.
- Cheek Pads equipped with emergency pull strap.
- Removable and washable interior liners.
- Customize your fit with multiple available cheek pad thicknesses.
- Prescription eyeglasses friendly.



Black [90], Orange [12], Purple [40]

**NEW RAYVIK X5 MIPS HELMET** DOT ECE22.06  
929165 • XS, S, M, L, XL, 2XL, 3XL, 4XL

- Rayvik X5 MIPS Helmet.
- Lightweight Fiberglass Composite shell.
- Micrometric quick-attach chin strap closure.
- Weight: 1250 g +/- 50 g.



Yellow [10]

**NEW SKI-DOO RAYVIK X5 MIPS HELMET** DOT ECE22.06  
929208 • XS, S, M, L, XL, 2XL, 3XL, 4XL

- Ski-Doo Rayvik X5 MIPS Helmet.
- Lightweight Fiberglass Composite shell.
- Micrometric quick-attach chin strap closure.
- Weight: 1250 g +/- 50 g.

- Vibe Universal Communication System compatible.
- Multiple airflow channels to keep you comfortable in all conditions.
- 4-year limited warranty.
- Compatible with the Winter Magnetic Face Guard System (sold separately).
- Camera mount ready 9291760090 (sold separately).
- The MIPS® safety system is designed to provide added safety for helmets in many accidents. For certain impacts, the MIPS system can reduce harmful forces that might otherwise be transferred to the user's head.



Red [30], Yellow [10]

**NEW RAYVIK GOGGLES, 2 LENS KIT (UV)**  
940014 • One size

- Ski-Doo Rayvik Goggles 2 lens kit.

**Lens**

- Universal lens included, Cat2 Rose with full Revo coating. VLT 21% to 28% provides the absolute best vision in most conditions.
- Goggle 2-part frame composed of rigid and flexible parts provides a better fit for optimal sealing.
- Frame cutouts for over the glasses capability.
- Quick lens change system with locking mechanism.
- 3D formed, 3-layer face foam offers best fit and comfort.
- No-slip silicone strap keeps goggles in place.
- Removable nose guard.
- Compatible with the Rayvik Winter Magnetic face mask system (sold separately).

**Lens**

- Features injection-molded PC cylindrical lens with excellent field of view.
- Anti-scratch, anti-fog performance while providing distortion free vision and enhanced impact resistance.
- Low light lens included, Cat1 light yellow, 70% VLT provides a vibrant lens tint that increases visual acuity in extremely flat and low light conditions.



Yellow [10]

**NEW RAYVIK GOGGLES (UV)**  
940016 • One size

- Ski-Doo Rayvik Goggles.

**Optional accessories and replacement parts:**

- 9400090090 Rayvik Winter Magnetic Face Mask System.
- 9400210090 Rayvik Goggles Replacement Nose Guard.

**Rayvik Goggles Mirrored Winter lens:**

- 9400200010 Cat2 Rose, Yellow full mirror coating, VLT 21%.
- 9400200030 Cat2 Rose, Red full mirror coating, VLT 28%.

**Rayvik Goggles Winter lens:**

- 9400190010 Cat1 Light Yellow, VLT 70%.
- 9400190036 Cat1 Light Rose, VLT 71%.
- 9400190000 Cat0 Clear, VLT 82%.



Black [90]

**NEW RAYVIK WINTER MAGNETIC FACE MASK SYSTEM**

940009 • One size

- Compatible with Rayvik X5 helmet and Rayvik goggles, includes the breath box and Rayvik goggle magnetic nose piece.



Black [90]

**NEW HELMET CAMERA MOUNT**

929176 • One size

- Helmet chin mount compatible with most cameras.
- Fits Rayvik X5 helmet.

# PYRA HELMETS

## UNISEX



Black (90)

**NEW PYRA HELMET**  
929197 • XS, S, M, L, XL, 2XL, 3XL

DOT ECE22.06

- Pyra Helmet (DOT/ECE).
- 4-year limited warranty.
- Advanced thermoplastic shell with ERT (Energy Reduction Technology).
- Fixed peak.
- Removable breath deflector.
- Front and rear hi-max air vent system to maximize cooling.
- Removable, washable and replaceable moisture-wicking liner.
- Lightweight double-D chin strap.
- Weight: ±1,310 grams for size Large.
- DOT/ECE 22.06 certified.



# EXOME HELMETS

## UNISEX



Charcoal Grey (07)

**EXOME SPORT RADIANT HELMET**  
929037 • XS, S, M, L, XL, 2XL, 3XL

DOT

- Exome Sport Radiant Helmet (DOT) with plastic composite shell.
- 4-year limited warranty.
- Advanced plastic composite shell.
- Modular helmet.
- Breath Evac fog-resistant mask system.
- Removable peak.
- Dual lens Radiant electric heated anti-fog visor, Radiant version only.



Charcoal Grey (07), Yellow (10)

**SKI-DOO EXOME SPORT RADIANT HELMET** DOT  
929088 • XS, S, M, L, XL, 2XL, 3XL

- Offered with amber sun visor for best vision in snow conditions.
- 2 shell sizes for better fit and comfort.
- Quick-release chin strap.
- Eyeglasses compatible.
- Includes 5 absorbent pads for the Breath Evac mask.
- DOT certified



Black (90), White (01)

**NEW EXOME SPORT RADIANT HELMET** DOT  
929203 • XS, S, M, L, XL, 2XL, 3XL



Charcoal Grey (07)

**EXOME SPORT HELMET**  
929036 • XS, S, M, L, XL, 2XL, 3XL

DOT

- Exome Sport Helmet (DOT) with plastic composite shell.
- Removable peak.
- 4-year limited warranty.
- Advanced thermoplastic composite shell.
- Modular helmet.
- Breath Evac fog-resistant mask system.
- Dual lens Radiant electric heated anti-fog visor.
- Offered with amber sun visor for best vision in snow conditions.



Black (90)

**EXOME HELMET**  
929035 • XS, S, M, L, XL, 2XL, 3XL

DOT

- Exome Helmet (DOT) with plastic composite shell.
- 2 shell sizes for better fit and comfort.
- Quick-release chin strap.
- Eyeglasses ready.
- Includes 5 absorbent pads for the Breath Evac mask.
- DOT certified.



### HELMETS

#### MEN'S & WOMEN'S

	XS	S	M	L	XL	2XL	3XL
Head [in.]	20 <sup>7</sup> / <sub>8</sub> -21 <sup>1</sup> / <sub>8</sub>	21 <sup>1</sup> / <sub>8</sub> -22	22 <sup>3</sup> / <sub>8</sub> -22 <sup>7</sup> / <sub>8</sub>	23 <sup>3</sup> / <sub>8</sub> -23 <sup>5</sup> / <sub>8</sub>	24-24 <sup>3</sup> / <sub>8</sub>	24 <sup>3</sup> / <sub>8</sub> -25 <sup>1</sup> / <sub>8</sub>	25 <sup>1</sup> / <sub>2</sub> -25 <sup>3</sup> / <sub>8</sub>
Head [cm]	53-54	55-56	57-58	59-60	61-62	63-64	65-66

# ADVEX HELMETS

## UNISEX



Black (90)

**ADVEX SPORT RADIANT HELMET**  
**929081** • XS, S, M, L, XL, 2XL, 3XL

DOT ECE22.06

- Advex Sport Radiant Helmet (DOT/ECE) with M-FORGE Composite shell.
- 4-year limited warranty.
- Lightweight M-FORGE® Composite shell.
- Innovative and safe full-face access opening.
- Adjustable and easily removable peak.
- Amplified heated visor with pivot contact system with integrated adjustable vent.
- Sun visor heated chamber.
- eLinQ rear magnet connector.
- Lightweight batteryless rear LED light for added rider safety.
- Retractable amber sun visor for best vision in snow conditions.
- Prescription eyeglasses friendly.
- Adjustable humidity extractor vents.
- NCS: reduces noise.



Yellow (10)

**SKI-DOO ADVEX SPORT RADIANT HELMET**

DOT ECE22.06

**929094** • XS, S, M, L, XL, 2XL, 3XL

- Optional side LED utility light.
- Optional VIBE Mesh Communication System made for winter with never lose power feature when plugged in.
- Neck skirt to reduce air intrusion.
- Humidity control with breathguard mask system.
- Operate all features with gloved hands.
- 2 shell sizes and 4 EPS sizes for better fit and comfort.
- Ratcheting quick-release chin strap.
- Recyclable helmet shell for minimal environmental impact.
- Aerodynamic shape to reduce neck fatigue.
- 1895 g ± for size large.
- 1965 g ± for size large with peak.
- DOT and ECE 22.06 certified.



Black (90)

**ADVEX SPORT HELMET**  
**929079** • XS, S, M, L, XL, 2XL, 3XL

DOT ECE22.06

- Advex Sport Helmet (DOT/ECE) with M-FORGE Composite shell.
- 4-year limited warranty.
- Lightweight M-FORGE® Composite shell.
- Innovative and safe full-face access opening.
- Adjustable and easily removable peak.
- Dual lens anti-fog visor with integrated adjustable vent.
- Retractable amber sun visor for best vision in snow conditions.
- Prescription eyeglasses friendly.
- Adjustable humidity extractor vents.
- NCS: reduces noise.
- Optional side LED utility light.
- Optional VIBE Mesh integrated communication system made for winter.
- Neck skirt to reduce air intrusion.
- Humidity control with breathguard mask system.
- Operate all features with gloved hands.
- 2 shell sizes and 4 EPS sizes for better fit and comfort.
- Ratcheting quick-release chin strap.
- Recyclable helmet shell for minimal environmental impact.
- Aerodynamic shape to reduce neck fatigue.
- 1825 g ± for size large.
- 1895 g ± for size large with peak.
- DOT and ECE 22.06 certified.

# GOGGLES

## UNISEX

### NEW TRENCH OTG GOGGLES

// FIT OVER MOST  
PRESCRIPTION GLASSES



Matte Black (93)

### SKI-DOO TRENCH OTG GOGGLES

448780 • One size

- Fit over most prescription glasses on the market with lens height below 2 in. (51 mm) and with branches width of 5 1/4 in. (146 mm).
- Feature injection double lens which is anti-scratch, anti-fog and has distortion-free optics.
- Thermo-formed 3 layer face foam offers best fit.
- No-slip silicone strap keeps goggles in place.
- Injection-molded PC cylindrical lens provides distortion-free vision and enhanced impact resistance.
- A vibrant lens tint with light silver mirror that increases visual acuity in extremely flat and low light conditions.
- Removable nose guard provides extra protection against cold and debris.



Black (90)

### FLINT RADIANT UV GOGGLES

448751 • One size

- Heated Radiant Electric lens.
- Feature injection-molded PC cylindrical lens.
- Anti-scratch, anti-fog performance for distortion-free vision and enhanced impact resistance.
- Thermo-formed 3 layer face foam offers best fit.
- No-slip silicone strap keeps goggles in place.
- Removable nose guard for extra deflection against roots and debris.
- XL version is ideal for colder weather, covering more space between the goggles and the helmet.



Black (90)

### FLINT XL RADIANT UV GOGGLES

448763 • One size



Black (90)

### NEW FLINT WINTER MAGNETIC FACE MASK SYSTEM

940008 • One size

- Compatible with Rayvik X5 helmet and Flint goggles, includes the breath box and Flint goggle magnetic nose piece.



Black (90), Grey (09)

### SKI-DOO TRENCH UV GOGGLES

448723 • One size

- Feature injection double lens which is anti-scratch, anti-fog and has distortion free optics.
- Thermo-formed 3-layer face foam offers best fitting.
- No-slip silicone strap keeps goggles in place.
- Injection-molded PC cylindrical lens provides distortion-free vision and enhanced impact resistance.
- A vibrant lens tint with light silver mirror that increases visual acuity in extremely flat and low light conditions.
- Removable nose guard for extra deflection against cold and debris.
- XL version is ideal for colder weather, covering more space between the goggles and the helmet.



Black (90), Grey (09)

### SKI-DOO TRENCH XL UV GOGGLES

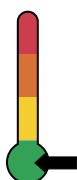
448761 • One size



# BALACLAVA

CREATING AN ECOSYSTEM WITH HELMETS

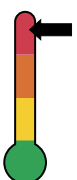
Light Balaclava



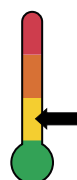
Breath Guard Mid Balaclava



Ultimate Warmth Balaclava



Anti-Fog MX Balaclava



FABRIC			
Light	Medium	Heavy	Mesh

**Inverse correlation with helmets!**

Warmer helmet = Lighter balaclava

Ventilated helmet = Warmer balaclava

## UNISEX



Black (90)

### NEW TEC LAYER ANTI-FOG MX BALACLAVA 288324 • S/M, L/XL

- Anti-fog management balaclava.
- Designed to be used with the Rayvik helmet or any other MX helmets.
- 47.5% polyester, 40% recycled polyester, 10% spandex, 2.5% neoprene.
- Mouth guard in neoprene with metal nose holder for fitting.
- Stretch, quick-dry fabric with brushed inner surface at head and neck.
- Water resistant, wind resistant and breathable fabric at neck.
- Flatlocked seams prevent skin chafing.
- Perfect to use with open face helmets.
- Tec Layer logo.



Black (90)

### FULL FACE LIGHT BALACLAVA 448796 • S/M, L/XL

- Light Balaclava provides optimal breathability.
- Perfect when used with the Oxygen helmets or any full-face helmet model.
- 88% recycled polyester/12% spandex.
- Wicking properties.
- Snag-resistant.
- Back-brushed material.
- Stretch-bonding finish all around the face for extra comfort.
- Long lightweight front neck curtain to protect from wind.
- Shorter neck curtain at back to avoid bulkiness in jacket.
- Improved fit stays in place well when riding.
- Head opening under the chin.
- Offered in 2 sizes: S/M and L/XL.
- Ski-Doo logo at chin.



Black (90)

### BREATH GUARD MID BALACLAVA 448797 • S/M, L/XL

- Breath Guard Mid Balaclava provides warmth, breathability and windproofness.
- Perfect when used with the Advex helmets or any helmet models featuring breath guards.
- Polyester/spandex.
- Mid weight.
- Wicking properties.
- Snag-resistant.
- Back-brushed material.
- Stretch-bonding finish all around the face for extra comfort.
- Long wind resistant front neck curtain to protect from air entry.
- Shorter neck curtain at back to avoid bulkiness in jacket.
- Chin coverage and back insert in stretch material for maximal comfort during the ride.
- Breath box in mesh for perfect integration with Advex helmet.
- Neck curtain laminated with waterproofness of 5,000 mm and breathability of 5,000 g with PFAS-free durable water resistance (DWR).
- Improved fit stays in place well when riding.
- Offered in 2 sizes: S/M and L/XL.
- Ski-Doo logo at neck.

## UNISEX



Black [90]

**ULTIMATE WARMTH BALACLAVA**

448810 • S/M, L/XL

- Ultimate Warmth Balaclava provides extreme warmth, breathability and windproofness.
- Perfect when used with the EXOME helmets or any modular helmet model.
- Polyester/spandex.
- Heavy weight for optimal warmth in extreme cold riding conditions.
- Wicking properties.
- Snag-resistant.
- Back-brushed material.
- Stretch-bonding finish all around the face for extra comfort.
- Long wind resistant front neck curtain to protect from air entry.
- Neck curtain laminated with waterproofness of 5,000 mm and breathability of 5,000 g with PFAS-free durable water resistance (DWR).
- Improved fit stays in place well when riding.
- Head opening right under the chin.
- Offered in 2 sizes: S/M and L/XL.



Yellow [10]

**NEW SKI-DOO ACTIVE X-TEAM BALACLAVA**

288413 • One size

- Designed to be used with the Oxygen helmet or any other full face helmets.
- X-Team design.
- 91% polyester, 9% spandex.
- Stretch, antibacterial fabric with brushed inner surface.
- Moisture-wicking anti-odor treatment.
- Flatlocked seams prevent skin chafing.



Black [90]

**ULTIMATE TRAIL BALACLAVA**

447736 • S/M, L/XL

- Ultimate balaclava provides warmth, breathability and windproofness.
- Perfect when used with the Oxygen, Exome and Pyra helmets.
- 60% polyester, 30% nylon, 10% spandex.
- Waterproof, windproof and breathable fabric at neck.
- Moisture-wicking fabric.
- Elastic channel at sides for contoured fit.



Black [90]

**NECK GAITOR**

447841 • One size

- Neck gaitor to protect against the cold.
- 100% polyester.
- Spandex binding and elastic at back for a better fit.
- Anti-pilling fleece.



Black [90]

**ACTIVE BALACLAVA SOLID**

448729 • One size

- Balaclava that provides warmth and breathability.
- Use on trails.
- 91% polyester, 9% spandex.
- Stretch antibacterial fabric with brushed inner surface.
- Moisture-wicking anti-odor treatment.
- Flatlocked seams prevent skin chafing.
- Non-branded.

# BOOTS AND SOCKS

## MEN'S



Black [90], Yellow [10]

### ABSOLUTE 0 BOA BOOTS

930003 • 5, 6, 7, 8, 9, 10, 11, 12, 13, 14

- Absolute 0 BOA Boots with BOA Lace system and Michelin outsole.
- Your new favorite boot for the ultimate trail rider.
- Use on trails.
- 12" height.
- Limit of comfort temperature range: -76°F or -60°C.
- Weight of 4.2 lb for pair of size 9 boots.
- Waterproof and breathable Sympatex® membrane from ankle to top.
- 800 g PrimaLoft Gold GC Insulation.
- BOA® Fit System with H4 Coiler dial delivers a micro-adjustable, precision fit engineered to perform in the toughest conditions.
- Rugged PU shell construction.
- Removable Ortholite® 0-Therm AEROGEL footbed.
- Slip resistant MICHELIN rubber outsole.
- Gusseted tongue construction for debris protection.
- Aggressive design, inspired by Ski-Doo sleds.



Black [90]

### TEC+ REC BOOTS

444240 • 5, 6, 7, 8, 9, 10, 11, 12, 13

- Tec+ Rec Boots with tough abrasion resistant leather outer.
- Breathable waterproof membrane.
- Limit of comfort temperature range: -58°F to -76°F or -50°C to -60°C.
- Rugged ultra-grip outsole design.
- Removable inner liner.

## UNISEX



Black [90]

### TEC+ ULTRA BOOTS

444258 • 5, 6, 7, 8, 9, 10, 11, 12, 13

- Tec+ Ultra Boots with tough abrasion resistant outer material and performance liner.
- Tough abrasion resistant leather outer and textile.
- Sympatex® breathable and waterproof membrane.
- Performance liner that will provide warmth and added comfort by shaping to your foot.
- Limit of comfort temperature range: -58°F to -76°F or -50°C to -60°C.
- Rugged ultra-grip outsole design.
- Removable inner liner.

## WOMEN'S



Black [90]

### WOMEN'S TEC+ REC BOOTS

444241 • 6, 7, 8, 9, 10

- Women's Tec+ Rec Boots with tough abrasion resistant leather outer.
- Breathable waterproof membrane.
- Limit of comfort temperature range: -58°F to -76°F or -50°C to -60°C.
- Rugged ultra-grip outsole design.
- Removable inner liner.

## KIDS'



Black [90]

### SKI-DOO KIDS' BOOTS

444273 • 1, 2, 3, 4, 10, 11, 12, 13

- Insulated Ski-Doo kids' recreational boots.
- 100% waterproof and synthetic PU insulated boot.
- Adjustable snow collar with a lace lock.
- Injection-molded lightweight synthetic PU.
- Outsole with multi-directional treads for stability in snowy conditions.
- Thermal rating certification: -10°C.

## UNISEX



Brick Red [33]

### PERFORMANCE MIDWEIGHT SOCKS

454597 • S, M, L

- Performance sock with X-Team aesthetic.
- Elastic fabric to ensure comfort.
- Reinforcement in wool for durability.
- Ski-Doo and X logos.

## BOOTS

### MEN'S / UNISEX

	5	6	7	8	9	10	11	12	13
EU-Unisex Shoe Size	37	38	39.5	41	42	43	44.5	46	47
Foot (in.)	9	9½	9¾	10	10¾	10¾	11	11¾	11¾
Foot (cm)	23	24	24.5	25.5	26.5	27	28	29	29.5

### WOMEN'S

	6	7	8	9	10
EU-Unisex Shoe Size	35.5	37	38	39.5	41
Foot (in.)	8¾	9	9¾	9¾	10
Foot (cm)	22	23	24	24.5	25.5

### KIDS'

	10	11	12	13	1	2	3	4
EU-Unisex Shoe Size	28	29	30	31	32	33	34	35
Foot (in.)	7.2	7.4	7.9	8.1	8.3	8.5	8.8	9.1
Foot (cm)	18.3	18.8	20.1	20.6	21.1	21.6	22.4	23.2

# GLOVES & MITTS

## UNISEX



Black (90)

### SKI-DOO ABSOLUTE 0 CLAW MITTS

446385 • XS, S, M, L, XL, 2XL, 3XL

- Warmest claw mitts in our lineup.
- Asymmetrical design, designed for riding.
- Use on trails.

#### Performance:



Waterproofness



Dexterity



Warmth

- Top Hand: 200 g PrimaLoft® Gold Insulation Eco + 200 g PrimaLoft® Gold Insulation with Cross Core Technology.
- Palm: 133 g PrimaLoft® Gold Insulation with Grip Control.
- Waterproof, windproof and breathable Sympatex® membrane.
- Goatskin Leather Palm.
- Naturally moisture-wicking lining for better moisture management.
- Fingertips and flex panels.
- Silicone wiper on left hand.
- Soft terry cloth material for nose wiping.
- High gauntlet construction.
- Duraflex hardware, cord lock and adjustment.
- Stitched padding on knuckles for extra protection.
- Stretch panels on thumb and trigger fingers.
- No strap adjustment at wrist for ultimate flexibility.
- Touchscreen index finger.
- BRP yellow accent.
- Ski-Doo tonal branding.
- PFAS free.



Black (90)

### SKI-DOO ABSOLUTE 0 2.0 INSULATED STX MITTS

288321 • XS, S, M, L, XL, 2XL

- Warmest mitts in our lineup.
- Use on trails.

#### Performance:



Waterproofness



Dexterity



Warmth

- Top hand: 400 g PrimaLoft® Gold and Generic insulation.
- Palm: 133 g PrimaLoft® Grip Control.
- Waterproof, windproof and breathable Sympatex® insert.
- Durable Goatskin leather, made to resist heated handlebars.
- Suede nose wipe on thumb.
- Adjustment strap with plastic buckle.
- PFAS free.



Black (90)

### ABSOLUTE 0 GLOVES

446317 • XS, S, M, L, XL, 2XL, 3XL

- Warmest glove in our lineup.
- Use on trails.

#### Performance:



Waterproofness



Dexterity



Warmth

- Top hand: 200 g PrimaLoft® Gold and goose down.
- Palm: 133 g PrimaLoft® grip control insulation.
- Ethical goose down insulation.
- Waterproof, windproof and breathable Sympatex® insert.
- Naturally moisture-wicking and antimicrobial wool blend lining.
- Box fingertips to avoid air infiltration.
- Leather palm and fingers with grip reinforcement.
- Touchscreen index finger.
- Nose wipe on thumb.
- PFAS free.



Black (90), Charcoal Grey (07)

### X-TEAM LEATHER GLOVES

446356 • S, M, L, XL, 2XL, 3XL

- Rugged, proven leather construction in a warm insulated glove.
- Use for trail and backcountry riding.

#### Performance:



Waterproofness



Dexterity



Warmth

- Top hand: 200 g PrimaLoft® Gold.
- Palm: 133 g PrimaLoft® grip control.
- Waterproof, windproof and breathable glove insert.
- Naturally moisture-wicking and antimicrobial wool blend lining.



Black (90)

### X-TEAM NYLON GLOVES

446351 • XS, S, M, L, XL, 2XL, 3XL

- Insulated and breathable glove, perfect for active rides.
- Use for trail and backcountry riding.

#### Performance:



Waterproofness



Dexterity



Warmth

- Boxed fingertips to avoid air infiltration.
- Grip control technology for a better grip in palm.
- Touchscreen index finger.
- Visor wiper.
- PFAS free.

**MEN'S**



Black [90], Hi-Vis Yellow [26]

**MEN'S ENDURO GLOVES**

446387 • S, M, L, XL, 2XL, 3XL

- Perfect glove for active trail riding and crossover riding.
- Offering maximal protection and optimal level of insulation.
- Use on and off trails.
- Top hand: 133 g PrimaLoft® Gold Insulation with Grip Control.
- Palm: 60 g PrimaLoft® Gold Insulation with Grip Control.
- Waterproof, windproof and breathable Sympatex® membrane.
- Naturally moisture-wicking lining for better moisture management.
- Goatskin Leather on palm and shell.

- Custom TPR Protection + D30 Padding.
- Silicone wiper on left hand.
- Mid gauntlet with gusset construction and adjustment strap.
- Touchscreen index finger.
- Ski-Doo branding.
- PFAS free.

**WOMEN'S**



Black [90]

**WOMEN'S ENDURO GLOVES**

446388 • XS, S, M, L, XL, 2XL

- Women's specific fit, approved by women riders!
- Perfect glove for active trail riding and crossover riding.
- Offering maximal protection and optimal level of insulation.
- Use on and off trails.

**Performance:**



**UNISEX**



Black [90]

**BC ASPECT LONG GLOVES**

446352 • S, M, L, XL, 2XL, 3XL

**BC ASPECT SHORT GLOVES**

288366 • S, M, L, XL, 2XL, 3XL

- Breathable glove with some insulation, perfect for moderate temperatures.
- Use in backcountry riding.

**Performance:**



- Top hand and palm: 60 g PrimaLoft® Gold insulation.
- Pittards goat leather - resistant to the elements, stain resistant and durable leather.
- Waterproof, windproof and breathable Sympatex® membrane.
- Padded knuckles in nylon CORDURA® for better protection.
- Maximum flexibility with stretch fabric insertion at knucklebone.
- Xstatic mesh lined for antibacterial and stay dry moisture management.
- Wrist strap adjustment with Velcro to fit under a sleeve for short version.
- Large wrist with adjustment strap to wear easily over the sleeve for long version.
- Extra grip leather at palm and thumb.
- Shaped and articulated fingers for maximum grip control.
- Conductive leather at index.
- Wiper on left index and suede at back thumb for lens wipe.



Black [90]

**GRIP GLOVES**

446323 • S, M, L, XL, 2XL, 3XL

- High performance insulated glove with great grip feel.
- Use for trail and backcountry riding.

**Performance:**



- Waterproof, windproof and breathable glove insert.
- Inside adhesive technology for better grip control, added tactility and dexterity.
- Light insulation at back of hand only (85 gr PrimaLoft Gold), for warmth without compromising grip.
- Print design on back of hand to minimize snow accumulation.
- Rubber finger print for improved grip.
- Fully shaped fingers.
- Box fingertips to avoid air infiltration.
- Neoprene wrist with adjustment.
- Padded and reinforced palm.
- Leather palm construction for toughness.
- Suede at back thumb for lens wipe.
- Conductive leather at index.
- PFAS free.



Black [90]

**X-TEAM CREW GLOVES**

446297 • S, M, L, XL, 2XL, 3XL

- Soft, durable, flexible and breathable gloves.
- Use for trail and backcountry riding.

**Performance:**



- 77% nylon, 23% polyurethane.
- Stretch wrist for easy in and out.
- PFAS free.

	Ski-Doo Absolute 0 Claw Mitts	Ski-Doo Absolute 0 2.0 Insulated STX Mitts	Absolute 0 Gloves	X-Team Leather Gloves	Enduro Gloves	X-Team Nylon Gloves
<b>TRAIL</b>						
<b>Waterproof</b>	●●●●●	●●●●●	●●●●●	●●●●●	●●●●●	●●●●●
<b>Dexterity</b>	●●●●●	●●●●●	●●●●●	●●●●●	●●●●●	●●●●●
<b>Warmth</b>	●●●●●	●●●●●	●●●●●	●●●●●	●●●●●	●●●●●
<b>Colors</b>	Black	Black	Black	Black, Charcoal Grey	Black, Hi-Vis Yellow	Black
<b>SKU</b>	446385	288321	446317	446356	446387	446351

	BC Aspect Long Gloves	BC Aspect Short Gloves	Grip Gloves	X-Team Crew Gloves
<b>BACKCOUNTRY</b>				
<b>Waterproof</b>	●●●●●	●●●●●	●●●●●	●●●●●
<b>Dexterity</b>	●●●●●	●●●●●	●●●●●	●●●●●
<b>Warmth</b>	●●●●●	●●●●●	●●●●●	●●●●●
<b>Colors</b>	Black	Black	Black	Black
<b>SKU</b>	446352	288366	446323	446297

**GLOVES & MITTS**

**UNISEX\***

	XS	S	M	L	XL	2XL	3XL
Paln (in.)	3	3¼	3½	4	4½	5	5½
Paln (cm)	7.5	8	9	10	11.5	13	14

**KIDS'**

	2	4	6
Hand circumference (in.)	4¾-5	5-5½	5½-5¾
Hand length (in.)	4-4½	4½-4¾	4¾-5

\*For women, go one size down from usual in unisex sizing.

# RIDING GEAR – ABSOLUTE 0

## MEN'S



Black (90)

### MEN'S ABSOLUTE 0 JACKET

456089 • S, M, L, XL, 2XL, 3XL

- Warmest jacket in our collection.
- Use on trails.
- 100% windproof, waterproof and highly breathable 2-ply Sympatex® membrane.
- 200 g of PrimaLoft® Gold insulation plus a removable Radiant Core inner liner with 100 g of PrimaLoft® Gold.
- Radiant Core technology in inner liner for maximum heat retention and warmth.
- 100% sealed seams and logos.
- Removable hood with clip system.
- Removable and adjustable collar to prevent air entry.
- Quadruple insulated center front flaps for heat retention and wind protection.
- eLinQ system for cable management.
- Powder skirt.
- Underarm vents.
- 2 hand pockets, 1 Napoleon pocket with chamois and 1 inner mesh pocket.
- YKK® zippers throughout and YKK® AquaGuard® at hand pockets and chest pocket.
- Inner cellphone pocket.
- Fit: Regular.
- PFAS free.

#### Performance:



Waterproofness



Breathability



Warmth

#### Key benefits:



Element Proof



Max Warmth



High Airflow

## WOMEN'S



Black (90)

### NEW WOMEN ABSOLUTE 0 INSULATED STX JACKET

288479 • XS, S, M, L, XL, 2XL

- Warmest jacket in our collection.
- Use on trails.
- Waterproof, windproof and breathable 2-ply Sympatex® membrane.
- 200 g of PrimaLoft® Gold insulation plus a removable inner liner with 100g of PrimaLoft® Gold.
- Radiant Core technology in inner liner for maximum heat retention and warmth.
- 100% sealed seams and logos.
- Removable hood with clip system.
- Removable and adjustable collar to prevent air entry.
- Quadruple insulated center front flaps for heat retention and wind protection.
- eLinQ system for cable management.
- Powder skirt.
- Underarm vents.
- 2 hand pockets, 1 Napoleon pocket with chamois and 1 inner mesh pocket.
- YKK® zippers throughout and YKK® AquaGuard® at hand pockets and chest pocket.
- Inner cellphone pocket.
- Fit: Regular.
- PFAS free.

#### Performance:



Waterproofness



Breathability



Warmth

#### Key benefits:



Element Proof



Max Warmth



High Airflow

**MEN'S**



Black with Graphics [94], Magnesium [24]

**NEW ABSOLUTE 0 X-TEAM INSULATED STX JACKET**

288480 • S, M, L, XL, 2XL, 3XL

- Warmest jacket in our collection.
- X-Team edition.
- Use on trails.
- 100% windproof, waterproof and highly breathable 2-ply Sympatex® membrane,
- 200 g of PrimaLoft® Gold insulation plus a removable Radiant Core inner liner with 100 g of PrimaLoft® Gold.
- Radiant Core technology in inner liner for maximum heat retention and warmth.
- 100% sealed seams and logos.
- Removable hood with clip system.
- Removable and adjustable collar to prevent air entry.
- Quadruple insulated center front flaps for heat retention and wind protection.
- eLinQ system for cable management.
- Powder skirt.
- Underarm vents.
- 2 hand pockets, 1 Napoleon pocket with chamois and 1 inner mesh pocket.
- YKK® zippers throughout and YKK® AquaGuard® at hand pockets and chest pocket.
- Inner cellphone pocket.
- Fit: Regular.
- PFAS free.



Black [90]

**MEN'S ABSOLUTE 0 HIGHPANTS**

288280 • S, M, L, XL, 2XL, 3XL

- Warmest highpants in our lineup.
- Use on trails.
- Waterproof and windproof 2-ply Sympatex® membrane.
- 200 g of PrimaLoft® Gold insulation.
- 100% sealed seams and logos.
- Polar fleece seat and crotch for added warmth.
- Stretch knit material on sides for additional flexibility.
- Pre-shaped and padded knees.
- Adjustable waist.
- Bib pocket and 2 hand pockets with inner brushed knit fabric.
- Storm gaiters with boot-to-lace snap connector.
- YKK® zippers throughout and YKK® AquaGuard® zippers at front fly.
- Fit: Regular.
- PFAS free.

**WOMEN'S**



Black with Graphics [94]

**WOMEN'S ABSOLUTE 0 X-TEAM EDITION JACKET**

288288 • XS, S, M, L, XL, 2XL

**Performance:**



**Waterproofness**



**Breathability**



**Warmth**

**Key benefits:**



**Element Proof**



**Max Warmth**



**High Airflow**



Black [90]

**WOMEN'S ABSOLUTE 0 HIGHPANTS**

288289 • XS, S, M, L, XL, 2XL

**Performance:**



**Waterproofness**



**Breathability**



**Warmth**

**Key benefits:**



**Element Proof**



**Max Warmth**



**Built-in Protection**

# RIDING GEAR – EXODUS

## MEN'S



Fire Red [06], Hi-Vis Yellow [26], Yellow [10]

### MEN'S EXODUS X-TEAM EDITION JACKET 288293 • S, M, L, XL, 2XL, 3XL

- Warm jacket with a racing look.
- X-Team edition.
- Use on trails.
- 100% sealed seams and logos.
- 200 g of Youngone Eco Loft Heat Soft® insulation.
- Radiant Core technology for maximum heat retention and warmth.
- Additional removable collar to prevent air entry.
- 2 hand pockets, 1 Napoleon pocket with goggle cloth and 1 inner mesh pocket.
- 360° reflective details for maximum visibility.
- Polar fleece at front of body and top of arms for added warmth.

## WOMEN'S



Pink [36], Teal [74]

### WOMEN'S EXODUS X-TEAM EDITION JACKET 288291 • XS, S, M, L, XL, 2XL

- Insulated top center front flap and underlap for heat retention and wind protection.
- eLinQ cable management system.
- Powder skirt.
- Underarm vent.
- Articulated sleeves.
- Adjustable cuffs with wrist gaiter and thumbhole.
- YKK® zippers throughout and YKK® AquaGuard® at hand pockets and chest pocket.
- Inner cellphone pocket.
- Removable hood in the Women's version.
- Fit: Regular.
- PFAS free.

#### Performance:



Waterproofness



Breathability



Warmth

#### Key benefits:



Windproof



Reflective



Fleece Lined



Black [90]

### MEN'S EXODUS JACKET 288296 • S, M, L, XL, 2XL, 3XL

- Updated version PFAS free.
- Warm jacket with a race-inspired look.
- Use on trails.
- 100% sealed seams and logos.
- 200 g of Youngone Eco Loft Heat Soft® insulation.
- Radiant Core technology for maximum heat retention and warmth.
- Additional removable collar to prevent air entry.
- 2 hand pockets, 1 Napoleon pocket with goggle cloth and 1 inner mesh pocket.
- 360° reflective details for maximum visibility.
- Polar fleece at front of body and top of arms for added warmth.



Black [90]

### WOMEN'S EXODUS JACKET 288294 • XS, S, M, L, XL, 2XL

- Insulated top center front flap and underlap for heat retention and wind protection.
- eLinQ cable management system.
- Powder skirt.
- Underarm vent.
- Articulated sleeves.
- Adjustable cuffs with wrist gaiter and thumbhole.
- YKK® zippers throughout and YKK® AquaGuard® at hand pockets and chest pocket.
- Inner cellphone pocket.
- Removable hood in the Women's version.
- Fit: Regular.
- PFAS free.

#### Performance:



Waterproofness



Breathability



Warmth

#### Key benefits:



Windproof



Reflective



Fleece Lined

**MEN'S**



Black (90)

**MEN'S EXODUS PANTS**

288283 • S, M, L, XL, 2XL, 3XL

- Warm highpants.
- Use on trails.
- 200 g of Youngone Eco Loft Heat Soft®.
- 100% sealed seams on outer shell.
- Polar fleece at seat.
- Pre-shaped and padded knees.
- Heat seal logo.
- Storm gaiters with boot-to-lace snap connector.
- YKK® zippers throughout and YKK® AquaGuard® zippers at hand pocket and leg.
- Drop seat in women's version.
- Fit: Regular.
- PFAS free.

**WOMEN'S**



Black (90)

**WOMEN'S EXODUS PANTS**

288292 • XS, S, M, L, XL, 2XL

**Performance:**



**Waterproofness**



**Breathability**



**Warmth**

**Key benefits:**



**Windproof**



**Built-in Protection**



**Fleece-lined  
at Seat**

# RIDING GEAR – ENDURO

## MEN'S



Black (90), Camo (37)

### MEN'S ENDURO INSULATED ONE-PIECE SUIT

456034 • S, M, L, XL, 2XL, 3XL

- 6 external pockets for storage optimization.

- Insulated One-Piece Suit with Sympatex membrane for elevated protection and max mobility.
- Use for crossover riding.
- Mapped insulation of Youngone Eco Loft Flex SR®. Body 100 g, arms and legs 80 g.
- Waterproof, windproof and breathable 2-ply Sympatex® membrane.
- 100% sealed seams and logos.
- Color accent on right forearm.
- Water resistant YKK® Aquaguard® zippers.
- Zipper gusset at neck to give extra comfort when wearing helmet.
- Air vents at underarm for maximum airflow.

- Removable and adjustable hood with inner pocket for storage.
- Adjustable suspenders on the inside.
- Adjustable waistband.
- Back pleats for maximum mobility.
- Reinforced fabric at inner bottom leg.
- Padded elbows and knees for extra protection when wearing.
- Goggle cloth in front left chest pocket.
- Inner cellphone pocket.
- eLinQ cable management system.
- Fit: Regular.
- PFAS free.

## WOMEN'S



Black (90)

### WOMEN'S ENDURO INSULATED ONE-PIECE SUIT

456039 • XS, S, M, L, XL, 2XL

- 6 external pockets for storage optimization.

#### Performance:



Waterproofness



Breathability



Warmth

#### Key benefits:



Element Proof



Max Mobility



Reinforced

**MEN'S**



Black (90), Yellow (10)

**NEW SKI-DOO ENDURO 2.0 X-TEAM INSULATED STX JACKET**

456031 • S, M, L, XL, 2XL, 3XL

- For elevated protection and max mobility.
- For active trail riders.

**Performance:**



**Waterproofness**



**Breathability**



**Warmth**

**Key benefits:**



**Element Proof**



**Max Mobility**



**Reinforced**

- Waterproof, windproof and breathable 2-ply Sympatex® membrane.
- Mapped insulation of PrimaLoft® Black 133 g at body and 100 g at arms.
- 100% sealed seams and logos.
- YKK® Aquaguard® zippers at center front and chest venting.
- Air vents at chest and back for maximum airflow.
- Reinforced fabric at shoulder and forearm.
- Inner cell phone pocket.
- eLinQ system for cable management.
- Powder skirt.
- Regular fit with pre-shaped arms.
- PFAS free.

# RIDING GEAR – VASA

## MEN'S



Black [90]

### MEN'S VASA+ JACKET 440995 • S, M, L, XL, 2XL, 3XL

- Integrated ExoFloat System for flotation assistance in the event of ice breakthrough.
- Ideal for active crossover riding.
- Self-floating style. Does not require pants with ExoFloat System.
- 100% seam sealed.
- Updated ExoFloat System with a closed-cell NBR foam for enhanced flotation performance.
- New flotation technology makes this jacket lightweight, breathable and comfortable.
- Waterproof, windproof and breathable 2-ply Sympatex® membrane.
- 200 g of Youngone Eco Loft Heat Soft®.
- Color accent on hood and reflective accent on shoulders for optimal visibility.

- Accessible whistle pocket for safety.
- Underarm zippered vents.
- D-ring at bottom hem.
- Bonded Lycra cuff with thumbhole.
- Removable hood with hood clip attachment.
- 2-way zipper to improve comfort in sitting position.
- Chest pocket with water resistant zipper.
- 2 hand pockets with water resistant zippers.
- Fully seam sealed.
- Removable powder skirt.
- eLinQ cable management system.
- Fit: Regular.

## WOMEN'S



Black [90]

### WOMEN'S VASA+ JACKET 440985 • XS, S, M, L, XL, 2XL

#### Performance:



Waterproofness



Breathability



Warmth

#### Key benefits:



Flotation Assistance



Windproof



Reflective

## MEN'S



Hi-Vis Yellow [26]

### MEN'S VASA + X-TEAM EDITION JACKET 456084 • S, M, L, XL, 2XL, 3XL

- 100% seam sealed.
- Updated ExoFloat System with a closed-cell NBR foam for enhanced flotation performance.
- New flotation technology makes this jacket lightweight, breathable and comfortable.
- Integrated ExoFloat System for flotation assistance in the event of ice breakthrough.
- Ideal for active crossover riding.
- Self-floating style. Does not require pants with ExoFloat System.
- X-Team edition.

#### Performance:



Waterproofness



Breathability



Warmth

#### Key benefits:



Flotation Assistance



Windproof



Reflective

- Waterproof, windproof and breathable 2-ply Sympatex® membrane.
- 200 g of Youngone Eco Loft Heat Soft®.
- Color accent on hood and reflective accent on shoulders for optimal visibility.
- Accessible whistle pocket for safety.
- Underarm zippered vents.
- D-ring at bottom hem.
- Bonded Lycra cuff with thumbhole.
- Removable hood with hood clip attachment.
- 2-way zipper to improve comfort in sitting position.
- Chest pocket with water resistant zipper.
- 2 hand pockets with water resistant zippers.
- Fully seam sealed.
- Removable powder skirt.
- eLinQ cable management system.
- Fit: Regular.
- PFAS free.

# RIDING GEAR – BC

## MEN'S



Charcoal Grey (07), Red (30)

**NEW BC SERIES KONA 2.0 NON-INSULATED STX MONOSUIT**

288313 • XS, S, M, L, XL, 2XL, 3XL

- Flexible, high-performance shell for active riders.
- Use for backcountry riding.

**Performance:**



Waterproofness



Breathability



Warmth

**Key benefits:**



Element Proof



High Airflow



Reinforced

- Waterproof, windproof and optimally breathable Sympatex® Recycled membrane.
- 100% sealed seams and logos.
- YKK® zippers throughout and YKK® AquaGuard® at chest pocket, center front and underarm vent.
- CORDURA® advanced fabric at critical areas for the best durability and abrasion resistance.
- Removable and adjustable hood.
- Removable suspenders.
- Backpack friendly underarm venting.
- Auxiliary zipper for added ventilation.
- Reflective details for optimized visibility.
- Zippered leg cargo pockets.
- Regular fit with pre-shaped arms and knees.
- PFAS free.



Charcoal Grey (07), Red (30)

**NEW BC SERIES KONA 2.0 NON-INSULATED STX JACKET**

288430 • XS, S, M, L, XL, 2XL, 3XL

- Flexible, high-performance shell for active riders.
- Use for backcountry riding.

**Performance:**



Waterproofness



Breathability



Warmth  
Non-insulated

**Key benefits:**



Durable



Max Mobility



Element-Proof

- Waterproof, windproof and optimally breathable Sympatex® Recycled membrane.
- 100% sealed seams and logos.
- NEW Radiant Electronics pocket! Designed to keep your devices protected from water and cold.
- YKK® zippers throughout and YKK® AquaGuard® at chest pocket, center front and underarm vent.
- Removable hood.
- Powder skirt.
- Mesh lining.
- Backpack friendly chest venting.
- Two-way YKK AquaGuard front zipper.
- Reflective details for optimized visibility.
- Regular fit with pre-shaped arms.
- PFAS free.



Black (90)

**NEW BC SERIES KONA 2.0 NON-INSULATED STX HIGHPANTS**

288435 • XS, S, M, L, XL, 2XL, 3XL

- Flexible, high-performance shell for active riders.
- Use for backcountry riding.

**Performance:**



Waterproofness



Breathability



Warmth  
Non-insulated

**Key benefits:**



Durable



Max Mobility



Element-Proof

- Waterproof and windproof 2-ply Sympatex® membrane.
- Reinforcement fabric on high wear areas.
- High front and back bib.
- Panels with stretch fabric on waist.
- One bib chest pocket, 2 cargo pockets.
- Shaped, reinforced and padded knees.
- Removable knee pads.
- 2-way front and full-length side water repellent YKK zippers.
- Water repellent YKK zippers throughout.
- Storm gaiters with boot-to-lace snap connector.
- Reflective details for optimized visibility.
- Regular fit with pre-shaped knees.
- PFAS free.

# RACING

## DESIGNED BY PRO RACERS, FOR PRO RACERS

With designs inspired by speed and competition, Ski-Doo Racing Apparel doesn't only look sharp but is also functional, combining lightweight, windproof and breathable fabrics.

Because when you look good, you go fast!

### MEN'S



Black (90)

**NEW SKI-DOO WARM-UP 2.0 INSULATED COAT**  
288319 • S/M, L/XL

- Warm coat to wear over your gear.
- Used by racing team members.

**Performance:**



**Waterproofness**



**Breathability**



**Warmth**

- 200 g of ThermoLoft® insulation.
- Critical seams and logos sealed.
- Fixed hood.
- Two side pockets.
- Side split at bottom hem for optimal mobility.
- Now offered in 2 sizes.



Orange (12)

**MEN'S SKI-DOO RACING JACKET**  
456037 • S, M, L, XL, 2XL, 3XL

- Competition-ready lightweight racing shell.

**Performance:**



**Waterproofness**



**Breathability**



**Warmth**

**Key benefits:**



**Lightweight**



**Competition Ready**



**Athletic Fit**

- Water resistant zippers throughout.
- 2 large front pockets.
- Front and rear zippered vent.
- Not insulated.



Orange (12)

**MEN'S SKI-DOO RACING PANTS**  
441719 • XS, S, M, L, XL, 2XL, 3XL

**Key benefits:**



**Lightweight**



**Competition Ready**



**Athletic Fit**

- Shell pants with a racing look.
- 85% polyester, 13% nylon, 2% aramid fiber.
- Reinforcement fabric at inseam and high wear areas.
- Higher back and lower front shape for optimal comfort.
- Pre-shaped knees.
- Extra grip stripes added to seating area.
- D-rings at crotch and at waist.

# LAYERING

## MEN'S



Black (90)

### MEN'S X-TEAM BASE LAYER TOP

288200 • S, M, L, XL, 2XL, 3XL

- Discover our newly improved Men's X-Team Base Layer Top!
- Perfect to pair with our Base Layer Bottom.
- 88% polyester, 12% spandex, 220 gsm.
- Made of high-filament polyester enhanced by slight brushing to provide softness and warmth.
- Antimicrobial treatment.
- Improved fitted fit.
- Small soft plastisol Ski-Doo logo at right chest.
- Soft oversize X-Team plastisol print on the right rib continuing to the back left.
- Regular sleeves.



Black (90)

### NEW MEN'S TEC LAYER THERMAL TOP

288429 • S, M, L, XL, 2XL, 3XL

- Back by popular demand, now with a fresh fit and upgraded fabric. The Tec Layer Thermal is crafted from high-filament polyester with a soft brushed finish for enhanced warmth and comfort.
- Fabric content: 95% polyester, 5% spandex, 280 gsm.
- Antimicrobial treatment to help reduce odor.
- 4-way stretch for unrestricted movement.
- Fit: Fitted.
- Moisture-wicking to keep you dry.
- Raglan sleeves.
- High collar with front zipper.



Black (90)

### MEN'S X-TEAM BASE LAYER BOTTOM

288198 • S, M, L, XL, 2XL, 3XL

- Discover our newly improved Men's X-Team Base Layer Bottom!
- Perfect to pair with our Base Layer Top.
- 88% polyester, 12% spandex, 220 gsm.
- Made of high-filament polyester enhanced by slight brushing to provide softness and warmth.
- Antimicrobial treatment.
- Improved fitted fit.
- Jacquard Ski-Doo X-Team elastic.
- Easy access pocket on the right leg.



Black (90)

### NEW MEN'S TEC LAYER THERMAL BOTTOM

288427 • S, M, L, XL, 2XL, 3XL

- Back by popular demand, now with a fresh fit and upgraded fabric. The Tec Layer Thermal is crafted from high-filament polyester with a soft brushed finish for enhanced warmth and comfort.
- Fabric content: 95% polyester, 5% spandex, 280 gsm.
- Antimicrobial treatment to help reduce odor.
- 4-way stretch for unrestricted movement.
- Fit: Fitted.
- Moisture-wicking to keep you dry.
- Ankle-length design.
- Plush back elastic as waistband.
- Functional gusseted crotch.
- Flatlock seams to minimize chafing.

## WOMEN'S



Black (90)

### WOMEN'S X-TEAM BASE LAYER TOP

288199 • XS, S, M, L, XL, 2XL

- Discover our newly improved Women's X-Team Base Layer Top!
- Perfect to pair with our Base Layer Bottom.
- 88% polyester, 12% spandex, 220 gsm.
- Made of high-filament polyester enhanced by slight brushing to provide softness and warmth.
- Antimicrobial treatment.
- Improved fitted fit.
- Small soft plastisol X-Team logo at right chest.
- Soft plastisol Ski-Doo print on the right arm.
- Raglan sleeves.



Black (90)

### WOMEN'S X-TEAM BASE LAYER BOTTOM

288197 • XS, S, M, L, XL, 2XL

- Discover our newly improved Women's X-Team Base Layer Bottom!
- Perfect to pair with our Base Layer Top.
- 88% polyester, 12% spandex, 220 gsm.
- Made of high-filament polyester enhanced by slight brushing to provide softness and warmth.
- Antimicrobial treatment.
- Improved fitted fit.
- Jacquard Ski-Doo X-Team elastic.
- Soft vertical plastisol Ski-Doo print on bottom right leg.
- Easy access pocket on the right leg.
- No front crotch seam for more comfort

**WOMEN'S**



Black (90)

**NEW WOMEN'S TEC LAYER THERMAL TOP**  
288428 • XS, S, M, L, XL, 2XL

- Back by popular demand, now with a fresh fit and upgraded fabric. The Tec Layer Thermal is crafted from high-filament polyester with a soft brushed finish for enhanced warmth and comfort.
- Fabric content: 95% polyester, 5% spandex, 280 gsm.
- Antimicrobial treatment to help reduce odor.
- 4-way stretch for unrestricted movement.
- Fit: Fitted.
- Moisture-wicking to keep you dry.
- Raglan sleeves.
- High collar with front zipper.



Black (90)

**NEW WOMEN'S TEC LAYER THERMAL BOTTOM**  
288426 • XS, S, M, L, XL, 2XL

- Back by popular demand, now with a fresh fit and upgraded fabric. The Tec Layer Thermal is crafted from high-filament polyester with a soft brushed finish for enhanced warmth and comfort.
- Content : 95% polyester, 4% apandex, 280 gsm.
- Antimicrobial treatment to help reduce odor.
- 4-way stretch fabric.
- Fit: Fitted.
- Moisture-wicking to keep you dry.
- Ankle length design.
- Comfortable yoga-style waistband.
- Flatlock seams to minimize chafing.

**UNISEX**



Black (90)

**NEW TEC LAYER HYBRID INSULATED MONOSUIT**  
288320 • XS, S, M, L, XL, 2XL, 3XL

- Light and versatile warmth—mid layer one-piece suit for active riders.
- Designed to fit under the BC Series Kona 2.0 STX shell monosuit.
- 100 g PrimaLoft® Black insulation.
- 100% polyester mesh.
- Ultralight water repellent material.
- Strategically placed elastic knit material and panels with insulation.
- YKK® zippers.
- Fitted fit.
- PFAS free.



Black (90)

**NEW TEC LAYER HYBRID INSULATED SHORTS**  
288420 • XS, S, M, L, XL, 2XL, 3XL

- Light and versatile mid layer shorts for active riders.
- Designed to fit under the BC Series Kona 2.0 STX shell highpants.
- 80 g PrimaLoft® Black insulation.
- Packable design is great for on-the-go and travel.
- Fit: Fitted.
- Ultralight water repellent material.
- Strategically placed elastic knit material and panels with insulation.
- PFAS free.



Black (90)

**NEW TEC LAYER HYBRID INSULATED JACKET**  
288419 • XS, S, M, L, XL, 2XL, 3XL

- Light and versatile mid layer jacket for active riders.
- Designed to fit under the BC Series Kona 2.0 STX shell jacket.
- 80 g PrimaLoft® Black insulation.
- Packable design is great for on-the-go and travel.
- Ultralight water repellent material.
- Strategically placed elastic knit material and panels with insulation.
- YKK® zippers.
- Fitted fit.
- PFAS free.

**PROTECTIVE GEAR – UNISEX**



Grey (09)

**SKI-DOO TRAILMASTER TEKVEST**

- 469308** • XS (100-130 lb/45-60 kg), S (130-150 lb/60-70 kg), M (150-185 lb/70-85 kg), L (185-210 lb/85-95 kg), XL (210-240 lb/95-110 kg)
- 469309** • 2XL (240-270 lb/110-125 kg), 3XL (270-300 lb/125-140 kg)
- Ski-Doo TrailMaster TekVest (XS to 3XL).
  - Zip-up fleece collar.
  - 2 body-heated pockets are roomy enough to hold up to 4 smart phones/battery boosters in a vertical position. A perfect spot for a small wallet, a trail map or special medication.
  - Insulated on the outside with a reflective aluminum layer.
  - Quick attach points included for optional shoulder pads.

# SPORTSWEAR – SIGNATURE

## MEN'S



Black [90], Grey [09], Yellow [10]

### MEN'S SIGNATURE PULLOVER HOODIE

288209 • S, M, L, XL, 2XL, 3XL

- Signature pullover hoodie.
- Content: 60% cotton, 40% polyester, 300 gsm.
- Relaxed fit for all-day comfort.
- Carbonized bio finish for a soft, premium feel.
- Bold Ski-Doo logo at center front.
- Set-in sleeves for a classic silhouette.
- 3-panel construction hood for a nicer fit.
- Ribbing at cuff and hem.



Black [90], Yellow [10]

### MEN'S SIGNATURE ZIP-UP HOODIE

288008 • S, M, L, XL, 2XL, 3XL

- Signature hooded zip-up sweatshirt.
- Fit: Relaxed.
- Ski-Doo print on right sleeve.
- Dropped sleeves.
- Ribbing at cuff and hem.
- Drawstring hood.



Black with Graphics [94], Denim Blue [79]

### MEN'S SIGNATURE CREW SWEATSHIRT

288106 • S, M, L, XL, 2XL, 3XL

- Signature sweatshirt with Ski-Doo logo.
- Content: 60% cotton, 40% polyester, 300 gsm.
- Relaxed fit for all-day comfort.
- Carbonized bio finish for a soft, premium feel.
- Bold Ski-Doo logo at center front.
- Dropped, set-in sleeves for a classic silhouette.
- Ribbed collar, cuffs and hem for a clean finish.



Black [90], Denim Blue [79], Heather Grey [27], Yellow [10]

### MEN'S SKI-DOO SIGNATURE T-SHIRT

288300 • S, M, L, XL, 2XL, 3XL

- Our men's classic Signature T-shirt, perfect for our true loyalists!
- 60% cotton, 40% polyester.
- Fit: Slim.
- Ribbed collar.
- Ski-Doo logo at center front.

## WOMEN'S



Black [90], Raspberry [39]

**WOMEN'S SIGNATURE PULLOVER HOODIE**  
288210 • XS, S, M, L, XL, 2XL

- Signature pullover hoodie.
- Fabric content: 60% cotton, 40% polyester, 300 gsm.
- Relaxed fit for all-day comfort.
- Carbonized bio finish for a soft, premium feel.
- Bold Ski-Doo logo at center front.
- Set-in sleeves for a classic silhouette.
- 3-panel construction hood for a nicer fit.
- Ribbing at cuff and hem.



Black [90]

**WOMEN'S SIGNATURE ZIP-UP HOODIE**  
288107 • XS, S, M, L, XL, 2XL

- Signature hooded zip-up sweatshirt.
- Ski-Doo print on right sleeve.
- Fit: Relaxed.
- Dropped sleeves.
- Ribbing on cuffs and hem.
- Drawstring hood.



Black [90], Heather Charcoal [29]

**WOMEN'S SKI-DOO SIGNATURE T-SHIRT**  
288299 • XS, S, M, L, XL, 2XL

- Our women's classic Signature T-shirt, perfect for our true loyalists!
- 60% cotton, 40% polyester.
- Fit: Slim.
- Ribbed collar.
- Ski-Doo logo at center front.

## UNISEX



Charcoal Grey [07], Hi-Vis Yellow [26], Orange [12], Yellow [10]

**UNISEX REVERSIBLE SKI-DOO BEANIE**  
448806 • One size

- Unisex knitted reversible beanie.
- 100% acrylic beanie.
- Knitted repetitive Ski-Doo logo on one side.
- Knitted stripe and Ski-Doo logo on the other side.



Black with Graphics [94], Charcoal Grey [07], Grey [09], Matte Black [93], Yellow [10]

**SKI-DOO SIGNATURE CAP**  
288098 • One size

- Classic signature cap with Ski-Doo embroidery.
- Perfect to wear everyday.
- Ski-Doo embroidery at front.
- Plastic adjustment at back.
- Ski-Doo fold up label at back.

# SPORTSWEAR – X-TEAM

## MEN'S



Black with Graphics (94), Charcoal Grey (07)

### MEN'S X-TEAM EDITION SNO-X ZIP-UP 288191 • S, M, L, XL, 2XL, 3XL

- Men's X-Team hooded zip-up.
- Now with asymmetrical cut and color blocking for a bold new look.
- 96% polyester, 4% spandex.
- Fit: Regular.
- Brushed back full dull.
- Front left chest Ski-Doo logo soft print.
- Soft X-Team print on the back.
- Rotax, XPS and KYB logos on the sleeves.
- Two zippered hand pockets.
- Regular sleeves.
- 3 panel hood.
- Thumbholes.



Grey (09), Hi-Vis Yellow (26), Orange (12)

### MEN'S X-TEAM EDITION MICRO-FLEECE 288194 • S, M, L, XL, 2XL, 3XL

- Men's X-Team hooded zip-up.
- Now with a new textured fleece and color blocking for a bold new look.
- 96% polyester, 4% spandex.
- Fit: Regular.
- Grid polar fleece.
- Brushed back polar fleece inserts.
- Front left chest XPS, KYB and Rotax logos in soft plastisol print.
- Left chest zippered closed pocket.
- Soft Ski-Doo plastisol print on the middle back and X-Team graphic on the front right.
- Rotax, XPS and KYB prints on the sleeves.
- Two zippered hand pockets.
- Regular sleeves.



Black (90)

### MEN'S SKI-DOO DNA PULLOVER HOODIE 288188 • S, M, L, XL, 2XL, 3XL

- Men's graphic pullover hoodie.
- 60 / 40 CVC fleece.
- Fit: Regular.
- Regular sleeves.
- Kangaroo pocket at front.
- 3 panel hood.
- Ski-Doo logo at front left chest.
- Large Ski-Doo DNA artwork at back.
- Fit: Regular.
- Warm and comfortable fleece.



Black (90), Charcoal Grey (07)

### NEW MEN'S SKI-DOO X-TEAM RACING PULLOVER HOODIE 288385 • S, M, L, XL, 2XL, 3XL

- Men's X-Team flavor pullover hoodie.
- Content: 60% cotton, 40% polyester, 300 gsm.
- Regular sleeves.
- Kangaroo pocket at front.
- 3 panel hood construction.
- Carbonized bio finish for a soft, premium feel.
- X-Team gradient print at front in soft plastisol.
- Large Factory Racing artwork at back in soft plastisol.
- Small Ski-Doo print at arm.
- Fit: Regular.



Black (90), Heather Grey (27)

### NEW MEN'S X-TEAM FACTORY RACING SWEATSHIRT 288365 • S, M, L, XL, 2XL, 3XL

- Men's X-Team racing crewneck sweatshirt.
- Fabric content: 60% cotton, 40% polyester, 300 gsm.
- Fit: Regular.
- Regular sleeves.
- Carbonized bio finish for a soft, premium feel.
- Small print at chest in soft plastisol.
- Large graphic X-Team with sponsors at back in soft plastisol.
- Dropped, set-in sleeves for a classic silhouette.
- Ribbed collar, cuffs and hem for a clean finish.



Heather Charcoal (29)

### NEW MEN'S X-TEAM FACTORY RACING T-SHIRT LS 288364 • S, M, L, XL, 2XL, 3XL

- Men's X-Team Factory Racing long sleeves T-shirt.
- Content: 60% cotton, 40% polyester.
- Fit: Regular.
- Small graphic at chest.
- Sponsors in soft plastisol at back.
- Outlined Ski-Doo graphic on the arm.
- Ribbed collar.



Black (90)

**MEN'S X-TEAM LEGACY LONG SLEEVE T-SHIRT**  
288195 • S, M, L, XL, 2XL, 3XL

- Men's graphic X-Team T-shirt with printed artwork at front.
- 60% cotton, 40% polyester.
- Fit: Slim.
- Ribbed collar.
- Ski-Doo, X-Team logo and racing flag printed at front.
- Colorful Ski-Doo logo on the right sleeve.



Black (90), Orange (12)

**MEN'S X-TEAM EDITION RACE JERSEY**  
454972 • S, M, L, XL, 2XL, 3XL

- Semi-fitted V-neck jersey.
- X-Team graphic.
- 100% polyester.
- Fit: Fitted.
- Quick-dry fabric.
- Antibacterial, moisture-wicking fabric.
- Sublimated print.
- Ribbing at collar and cuffs.
- Underarm gusset for ease of movement.
- Jersey longer at the back to easily enter it in riding pants.



Black (90)

**NEW MEN'S SKI-DOO POLO SHIRT X-TEAM LS**  
288350 • S, M, L, XL, 2XL, 3XL

- Ski-Doo polo shirt with long sleeves.
- Content: 100% polyester.
- Polo collar with concealed button placket.
- Fit: Regular.
- Ski-doo logo on left chest.
- Sponsors' logos at arms.
- X-Team graphic at back.



Black (90), Denim Blue (79)

**NEW MEN'S SKI-DOO X-TEAM SPONSORED T-SHIRT**  
288363 • S, M, L, XL, 2XL, 3XL

- Men's X-Team Factory Racing T-shirt.
- Content: 60% cotton, 40% polyester.
- Fit: Regular.
- Small graphic at chest.
- Large graphic with gradient X at back.
- Ribbed collar.



Charcoal Grey (07)

**MEN'S SKI-DOO PIT SHIRT**  
454576 • S, M, L, XL, 2XL, 3XL

- Ski-Doo Pit Shirt, perfect to wear when working around your snowmobile.
- 65% polyester, 32% cotton, 3% spandex.
- Fit: Regular.
- Chest pocket.
- Back pleats for ease of movement.
- Back loop to hang shirt.
- Ski-Doo logo on left chest.
- Sponsor logos on right chest.



Black (90)

**MEN'S X-TEAM FACTORY RACING T-SHIRT**  
288131 • S, M, L, XL, 2XL, 3XL

- Men's X-Team graphic T-shirt with printed logos and text at front.
- 60% cotton, 40% polyester.
- Fit: Slim.
- Ribbed collar.
- Ski-Doo graphic at front that features prints on the chest and ribs.
- XPS and Rotax logos printed on the right sleeve.



Black (90), Heather Grey (27)

**MEN'S SKI-DOO DNA T-SHIRT**  
288189 • S, M, L, XL, 2XL, 3XL

- Men's graphic Ski-Doo T-shirt with printed artwork at back.
- 60% cotton, 40% polyester.
- Fit: Slim.
- Ribbed collar.
- Small Ski-Doo logo at left chest and big Ski-Doo DNA artwork at back.

## WOMEN'S



Black (90), Black with Graphics (94)

**WOMEN'S X-TEAM EDITION SNO-X ZIP-UP**  
288192 • XS, S, M, L, XL, 2XL

- Women's X-Team hooded zip-up.
- Now with asymmetrical cut and color blocking for a bold new look.
- 96% polyester, 4% spandex.
- Fit: Regular.
- Brushed back full dull.
- Front left chest Ski-Doo logo soft print.
- Soft X-Team print on the back.
- Rotax, XPS and KYB logos on the sleeves.
- Two zippered hand pockets.
- Regular sleeves.
- 3 panel hood.
- Thumbholes.



Black (90)

**NEW WOMEN'S SKI-DOO X-TEAM RACING T-SHIRT**

288367 • XS, S, M, L, XL, 2XL

- Women X-Team Factory Racing T-Shirt.
- Content: 60% cotton, 40% polyester.
- Slim fit
- Ribbed collar.
- Gradient graphic at center front chest.
- Small X graphic at back neck.



Grey (09), Ivory (97), Purple (40)

**WOMEN'S X-TEAM EDITION MICRO-FLEECE**  
288193 • XS, S, M, L, XL, 2XL

- Women's X-Team hooded zip-up.
- Now with a new textured fleece and color blocking for a bold new look.
- 96% polyester, 4% spandex.
- Fit: Regular.
- Grid polar fleece.
- Brushed back polar fleece inserts.
- Front left chest XPS, KYB and Rotax logos in soft plastisol print.
- Left chest zippered closed pocket.
- Soft Ski-Doo plastisol print on the middle back and X-Team graphic on the front right.
- Rotax, XPS and KYB prints on the sleeves.
- Two zippered hand pockets.
- Regular sleeves.



Black (90), Grey (09)

**WOMEN'S X-TEAM EDITION RACE JERSEY**  
454971 • S, M, L, XL, 2XL

- Semi-fitted V-neck jersey.
- X-Team graphic.
- 100% polyester.
- Fit: Fitted.
- Quick-dry fabric.
- Antibacterial, moisture-wicking fabric.
- Sublimated print.
- Ribbing at collar and cuffs.
- Underarm gusset for ease of movement.
- Jersey longer at the back to easily enter it in riding pants.

## UNISEX



Black [90], Navy [89]

### UNISEX X-TEAM LEGACY KNIT BEANIE

448812 • One size

- Unisex X-Team knitted beanie.
- 100% acrylic beanie.
- Ski-Doo X-Team patch with racing flag embroidered at front.



Grey [09], Orange [12], Raspberry [39]

### NEW UNISEX REVERSIBLE X-TEAM EDITION BEANIE

288384 • One size

- Reversible knitted beanie, X-Team Edition.
- 100% acrylic.
- X-Team logo and Ski-Doo logo on one side.
- X logo on the other side.



Indigo Blue [82], Amber [95], Black [90]

### ACTIVE RIDING TUBE

454837 • One size

- Multi-purpose tube to keep warm.
- Use for trail and backcountry riding.
- 88% polyester, 12% spandex.
- Stretchy and comfortable fabric.
- 12 different configurations: bandana, headband, balaclava and more.



Black [90]

### X-TEAM GRADIENT FITTED FLAT CAP

288099 • S/M, L/XL, 2XL

- New Flex Fit cap with X-Team logo.
- Perfect to wear everyday.
- Ski-Doo print at front with gradient X.
- Flat brim.
- Adjustments at back.



Black [90], Grey [09]

### UNISEX SKI-DOO X-TEAM RACING CURVED CAP

448809 • One size

- Unisex X-Team curved cap with racing aesthetic.
- 100% cotton.
- Adjustable 6 panel cap.
- Embroidered Ski-Doo X-Team racing graphics at front.
- Rotax and XPS soft plastisol print on the left panel and Ski-Doo X-Team racing on the right panel of the cap.
- Printed checkered underbrim.



Grey [09], Yellow [10]

### NEW UNISEX SKI-DOO X FLAT CAP

288382 • One size

- Unisex X-Team Flat Cap with a 3D embroidered X at front.
- Content: 100% cotton twill and 100% polyester mesh.
- Flat brim.
- 3D embroidered X at front.
- Small Ski-Doo embroidery at front.
- Printed sponsors under brim.
- Mesh back with adjustable snapback closure.
- Inner elastic band ensuring comfort and stability.

# SPORTSWEAR – APRÈS-SKI-DOO

## MEN'S



Autumn Red [14], Black [90]

### MEN'S SKI-DOO BUFFALO PLAID FLANNEL SHIRT

288386 • S, M, L, XL, 2XL, 3XL

- Men's Buffalo Plaid Flannel Shirt will elevate your regular casual outfit.
- 100% cotton.
- Fit: Regular.
- 170 gsm.
- Chest pockets with flap.
- Contrast twill at elbows and cut and sews.



Black [90], Denim Blue [79]

### MEN'S PLAID BONDED OVERSHIRT

288301 • S, M, L, XL, 2XL, 3XL

- Men's Plaid Bonded Overshirt is perfect to wear on colder days!
- 75% polyester, 17% acrylic, 4% polyamide, 2% viscose, 2% wool.
- Fit: Regular.
- 400 gsm.
- Herringbone weave.
- Super soft and cozy bonded micro polar fleece.
- Metal Ski-Doo embossed snaps.
- Two hand pockets.
- Two chest pockets with flaps.



Charcoal Grey [07], Denim Blue [79]

### NEW MEN'S APRÈS-SKI-DOO FLEECE FULL-ZIP

288381 • S, M, L, XL, 2XL, 3XL

- Versatile and super-soft fleece jacket for everyday comfort.
- Content: 100% polyester, 200 gsm.
- Fit: Regular.
- Anti-pilling micro-fleece.
- Contrast woven panel at upper front.
- Two side pockets.
- Woven patch at chest.



Charcoal Grey [07]

### NEW MEN'S APRÈS-SKI-DOO SHERPA FULL-ZIP

288378 • S, M, L, XL, 2XL, 3XL

- Wrap yourself in warmth and comfort with this ultra-soft plush fleece. Designed to keep you cozy while elevating your style, it's the perfect layer for chilly days.
- Content: 100% polyester, 380 gsm.
- Fit: Regular.
- Full front zip jacket.
- Two hand pockets with secure snap closures.
- Embroidered Ski-Doo patch at chest.
- Pocket at chest with zip closure.
- Overlay panel at elbow for added durability and style.



Grey [09]

### MEN'S SKI-DOO HERITAGE ¼ ZIP

288122 • S, M, L, XL, 2XL, 3XL

- Men's Heritage ¼ zip.
- Content: 60% cotton, 40% polyester, 300 gsm.
- Regular sleeves.
- Carbonized bio finish for a soft, premium feel.
- Contrast insert Ski-Doo panel at front.
- Contrast insert panel at sleeves.
- Fit: Regular.



Black [90], Heather Charcoal [29]

**NEW MEN'S SKI-DOO HERITAGE 1959 CREW SWEATSHIRT**

288362 • S, M, L, XL, 2XL, 3XL

- Men's Heritage 1959 crewneck sweatshirt.
- Fabric content: 60% cotton, 40% polyester, 300 gsm.
- Fit: Regular.
- Regular sleeves.
- Carbonized bio finish for a soft, premium feel.
- Ski-Doo vintage graphic at front in soft plastisol.



Black [90], Heather Charcoal [29]

**NEW MEN'S SKI-DOO HERITAGE 1959 T-SHIRT**

288357 • S, M, L, XL, 2XL, 3XL

- Updated Heritage Ski-Doo graphic tee.
- Content: 60% cotton, 40% polyester.
- Fit: Regular.
- Ribbed collar.
- Vintage Ski-Doo artwork at center front.



Black [90], White [01]

**MEN'S SKI-DOO VINTAGE T-SHIRT**

288302 • S, M, L, XL, 2XL, 3XL

- Our best selling men's Ski-Doo T-shirt is back!
- 60% cotton, 40% polyester.
- Slim fit.
- Ribbed collar.
- Vintage Ski-Doo artwork at center front.

**WOMEN'S**

Denim Blue [79], Pink [36]

**WOMEN'S PLAID OVERSHIRT**

288123 • XS, S, M, L, XL, 2XL

- Our beloved Women's Plaid Overshirt, perfect for everyday wear!
- 75% polyester, 17% acrylic, 4% polyamide, 2% viscose, 2% wool.
- Fit: Regular.
- 400 gsm.
- Yarn dyed plaid flannel.
- Super soft and cozy brushed fabric.
- Metal Ski-Doo embossed snaps.
- Two hand pockets.
- Two chest pockets with flaps.



Ivory [97], Pink [36]

**NEW WOMEN'S ¼ ZIP SHERPA FLEECE**

288207 • XS, S, M, L, XL, 2XL

- Casual Sherpa Fleece to keep you warm and cozy in style.
- Fit: Regular.
- Printed Ski-Doo logo at chest.
- 1 chest pocket and 2 hand pockets.
- Elastic binding at cuffs and hem.



Black [90], Ivory [97]

**NEW WOMEN'S APRÈS-SKI-DOO SHERPA SNAP**

288377 • XS, S, M, L, XL, 2XL

- Wrap yourself in warmth and comfort with this ultra-soft plush fleece. Designed to keep you cozy while elevating your style, it's the perfect layer for chilly days.
- Content: 100% polyester, 380 gsm.
- Fit: Regular.
- Embroidered Ski-Doo patch at chest.
- Two hand pockets with secure snap closures.
- Full front snap opening for easy wear.
- Elastic binding at cuffs to ensure a snug fit.



Wine [32]

**WOMEN'S SKI-DOO HERITAGE ¼ ZIP**

288245 • XS, S, M, L, XL, 2XL

- Women's Heritage ¼ zip.
- 60 / 40 CVC fleece.
- Regular sleeves.
- Contrast insert Ski-Doo panel at front.
- Contrast insert panel at sides and sleeves.
- Fit: Regular.
- Warm and comfortable fleece.



Heather Grey [27]

**WOMEN'S SKI-DOO VINTAGE CREW SWEATSHIRT**

288051 • XS, S, M, L, XL, 2XL

- Signature sweatshirt with vintage Ski-Doo logo.
- Center front logo.
- Fit: Relaxed.
- Dropped, set-in sleeves.
- Ribbing on collar, cuffs and hem.



Ivory [97], Wine [32]

**NEW WOMEN'S APRÈS-SKI-DOO SWEATSHIRT**

288380 • XS, S, M, L, XL, 2XL

- Women's Après-Ski-Doo sweatshirt with vintage Ski-Doo logo.
- Content: 60% cotton, 40% polyester, 300 gsm.
- Center front gradient Ski-Doo logo with embroidery outline.
- Fit: Relaxed.
- Carbonized bio finish for a soft, premium feel.
- Dropped, set-in sleeves.
- Ribbing on collar, cuffs and hem.

## WOMEN'S



Heather Charcoal (29), Ivory (97)

### **NEW** WOMEN'S SKI-DOO HERITAGE 1959 T-SHIRT

288360 • XS, S, M, L, XL, 2XL

- Updated Heritage Ski-Doo graphic tee.
- Content: 60% cotton, 40% polyester.
- Fit: Slim.
- Ribbed collar.
- Vintage Ski-Doo artwork at center front.



Black (90), Wine (32)

### WOMEN'S SKI-DOO VINTAGE T-SHIRT

288303 • XS, S, M, L, XL, 2XL

- Our best selling women's Ski-Doo T-shirt is back!
- Complete your look with the matching crewneck.
- 60% cotton, 40% polyester.
- Fit: Slim.
- Ribbed collar.
- Vintage Ski-Doo artwork at center front.

## UNISEX



Black (90), Orange (12), Yellow (10)

### **NEW** UNISEX APRÈS-SKI-DOO LANDING BEANIE

288356 • One size

- The Landing Beanie is lightweight and easy to pack, while keeping your head warm. This beanie features a foldover cuff with a Ski-doo patch at front.
- Content: 100% acrylic.
- Liner: 100% polyester liner.
- Foldover cuff with fleece lining.
- Covers ears.



Black (90), Heather Grey (27), Wine (32)

### UNISEX POM-POM BEANIE

288130 • One size

- Unisex knitted pom-pom beanie.
- 100% acrylic beanie.
- 100% polyester liner.
- Embroidered Ski-Doo outlines at front.



Black (90), Heather Grey (27), Hi-Vis Yellow (26), Raspberry (39)

### UNISEX SKI-DOO CHUNKY BEANIE

288208 • One size

- 100% acrylic beanie.
- Chunky knit beanie for everyday wear.
- Ski-Doo patch sewn at front.



Black (90), Charcoal Grey (07)

### **NEW** UNISEX SKI-DOO SNOWMOBILES FLAT CAP

288379 • One size

- Unisex Flat cap with an embroidered printed patch.
- Contents: 100% cotton twill and 100% polyester mesh.
- Flat brim.
- Mesh back with adjustable snapback closure.
- Inner elastic band ensuring comfort and stability.



Charcoal Grey (07)

### **NEW** UNISEX APRÈS-SKI-DOO VINTAGE CAP

288422 • One size

- Après-Ski-Doo corduroy vintage cap.
- Contents: 100% cotton corduroy.
- 6 panel cap.
- Embroidery "Est. since 1959" under brim.
- Ski-Doo embroidery at front.
- Curved brim.
- Metal buckle adjustment at back.



Red (30), Yellow (10)

### VERTICAL SKI-DOO CURVED CAP

288212 • One size

- Fashion curved cap.
- Perfect to wear everyday.
- Vertical Ski-Doo embroidery at front.
- Curved brim.
- Plastic adjustment at back.
- Ski-Doo fold up label at back.

# APPAREL

# 20TH MXZ X-RS ANNIVERSARY

## HOMAGE TO OUR HERITAGE

A collection inspired by our classic MXZ X-RS snowmobile with race-inspired look and the famous bee figure, a trademark of those memorable sleds.

### MEN'S



Black [90]

#### NEW MEN'S TECHNICAL FLEECE MXZ X-RS ANNIVERSARY

288416 • S, M, L, XL, 2XL, 3XL

- XRS Anniversary Technical Fleece featuring a bold new take on the iconic bee design.
- Content: 96% polyester, 4% spandex.
- Brushed-back full dull finish for a soft, premium feel.
- Front left chest bee logo soft print.
- Soft XRS logo print on the back.
- Two zippered hand pockets for secure storage.
- Fit: Regular.



Yellow [10]

#### NEW MXZ X-RS ANNIVERSARY JERSEY

288358 • S, M, L, XL, 2XL

- Semi-fitted V-neck jersey.
- Emblematic design.
- X-Team graphic.
- 100% polyester.
- Fit: Fitted.
- Quick-dry fabric.
- Antibacterial, moisture-wicking fabric.
- Sublimated print.
- Rib at collar and cuffs.
- Underarm gusset for ease of movement.
- Jersey longer at the back to easily tuck it into riding pants.



Black [90]

#### NEW MEN'S MXZ X-RS 20TH ANNIVERSARY BEE T-SHIRT

288415 • S, M, L, XL, 2XL, 3XL

- XRS Anniversary t-shirt featuring our brand-new take on our iconic bee.
- Content: 60% cotton, 40% polyester.
- Fit: Regular.
- Small graphic XRS at arm.
- Large graphic at front and back.
- Ribbed collar.

### MEN'S



Black [90]

#### NEW MEN'S MXZ X-RS NOSTALGIA BEES T-SHIRT

288414 • S, M, L, XL, 2XL, 3XL

- XRS Anniversary t-shirt featuring some of our iconic bees like the techno bee.
- Content: 60% cotton, 40% polyester.
- Fit: Regular.
- Small graphic XRS at chest.
- Large graphic with the bee logos.
- Ribbed collar.

### UNISEX



Black [90]

#### NEW UNISEX MXZ X-RS ANNIVERSARY CAP

288417 • One size

- XRS Anniversary cap. Bold new modern bee design at front.
- Content: 100% cotton twill.
- Curved brim.
- Adjustable snapback closure.
- Ski-Doo print on the side.



Black [90]

#### NEW UNISEX BEANIE MXZ X-RS ANNIVERSARY

288418 • One size

- Special anniversary MXZ X-RS Beanie.
- Composition: 100% acrylic.
- Liner: 100% polyester.
- Foldover cuff with fleece lined.
- Embroidered patch at front
- Ski-Doo embroidery at back.
- Cover the ears.

# BAGS

## UNISEX



Black (90)

### NEW BRP 90 L DUFFLE BAG

950001 • One size

- 90 L capacity.
- 600 D polyester main construction with a 420 D TPU coated bottom.
- Ready to handle all your gear with one main large compartment and 2 separated side compartments for boots and helmets.
- Rigid 3D shaped molded side compartments ideal to protect your helmet.
- Durable strap attachment system by Duraflex™.
- Robust pull handles on each side.
- Changing Mat in a separated zippered compartment.
- YKK® Heavy-Duty Zippers.
- Exchangeable branded logo patch (Ski-Doo, Lynx, Sea-Doo, Can-Am).
- Dimensions: L 33" x W 12.2" x H 17.3" (L 84 cm x W 31 cm x H 44 cm).



Black (90)

### NEW BRP 20 L LAPTOP BACKPACK

950003 • One size

- 20 L capacity.
- High resistance 900 D polyester material.
- Full rigid 3D shell construction standing backpack.
- Laptop pocket holds up to a 15" laptop, separated from the main compartment.
- Adjustable chest straps.
- Main compartment organization pocket with key clip.
- Foam padding on straps and back for comfort.
- Carry-on luggage handle slider.
- Water bottle side pouch.
- Hidden small pocket on one side bottle compartment.
- Exchangeable branded logo patch (Ski-Doo, Lynx, Sea-Doo, Can-Am).
- Dimensions: L 11.4" x W 8.2" x H 18.9" (L 29 cm x W 21 cm x H 48 cm).



Black (90)

### SKI-DOO STAND-UP ROLLER GEAR BAG

469319 • One size

- Ski-Doo Stand-Up Roller Gear Bag with heavy duty polyester material.
- Structural skeleton ensures stand-up stability when loaded or unloaded.
- Waterproof cover included for extra protection against the elements.
- Compartmentalized design places helmets, goggles, boots and your gear in dedicated zones.
- Heavy duty 900 D polyester material.
- Dim.: 85 cm x 47 cm x 40 cm.
- 140 liter capacity.

# RIDING GEAR – JUNIOR

## TEEN



Fire Red (06)

### SKI-DOO YOUTH INSULATED OPS 288326 • 12, 14, 16

- ThermoLoft® insulation 133 g at body and 100 g at sleeves.
- One piece with a racing look.
- Use on trails.

## KIDS



Fire Red (06)

### SKI-DOO SQUADRON INSULATED KIDS' OPS 288327 • 4, 6, 8, 10

- Colorful Squadron kids' OPS developed together with kids. With 133 g of ThermoLoft® insulation, it's a perfect choice for riding and playing in the snow.
- Warm one-piece with a colorful and playful look.
- Multi-use for winter plays.

#### Performance:



Waterproofness



Breathability



Warmth

#### Key benefits:



Waterproof Zippers



Reflective



Fleece-lined at Seat

- Fully seam sealed.
- Front closure and pockets with waterproof YKK® zippers.
- Reflective details for better visibility.
- Polar fleece seat for added warmth.
- Adjustable waist.
- Ski-Doo graphics.
- PFAS free.

## TEEN



Black (90)

### TEENS' PARTICLE GLOVES 446390 • 6-8, 10-12, 14-16

- Extra warm gloves for teens.
- Use for trail and backcountry riding.

#### Performance:



Waterproofness



Dexterity



Warmth

- Waterproof, windproof and breathable insert.
- 4-way stretch fleece cuff.
- Top hand: 240 g ThermoLoft®.
- Palm: 100 g Thermal Loft insulation.
- PFAS free.



Black (90)

### TEENS' PARTICLE MITTS 446343 • 6-8, 10-12, 14-16

- Extra warm mitts for teens.
- Use for trail and backcountry riding.

#### Performance:



Waterproofness



Dexterity



Warmth

- Waterproof, windproof and breathable insert.
- Heat pack pocket built into inner mitt lining.
- Top hand: 240 g ThermoLoft®.
- Palm: 140 g Thermal Loft insulation.
- PFAS free.

## KIDS



Black (90)

### SKI-DOO KIDS' EXODUS INSULATED MITTS 288322 • S, M, L

- Extra warm mitts for kids.

#### Performance:



Waterproofness



Dexterity



Warmth

- Sizes: S [1-2], M [3-4], L [5-6]
- Top hand: 170 g generic insulation 6 oz.
- Palm: 113 g PrimaLoft® Gold insulation.
- Hipora® waterproof membrane, windproof and breathable insert.
- Side zipper for easy in and out.
- Soft microsuede at thumb for a gentle wipe.
- Extra wide elastic cuff, easy to put on.
- Red attachment clip.
- PFAS free.

# SPORTSWEAR – JUNIOR

## JUNIOR



Black (90), Yellow (10)

### YOUTH SNO-X ZIP-UP

288135 • 7-8, 10-12, 14-16

- Our beloved Sno-X Zip-Up is now offered for Youth. Complete the whole family story!
- X-Team printed heavy weight fleece for maximal warmth.
- 96% polyester, 4% spandex.
- Soft brushed back.
- Adjusted fit.
- 2 hand pockets.



Black (90), Heather Charcoal (29)

### NEW YOUTH SKI-DOO X-TEAM SPONSORED T-SHIRT

288402 • 3-4, 5-6, 7-8, 10-12

- Casual T-Shirt with bold gradient X-Team logo.
- Youth size.
- Content: 60% cotton, 40% polyester.
- Gradient X-Team graphic at center front.



Black (90)

### YOUTH X-TEAM LEGACY T-SHIRT

288136 • 7-8, 10-12, 14-16

- Casual T-shirt with X-Team logo. Youth size.
- 100% cotton.
- Gradient X-Team graphic at center front.



Charcoal Grey (07), Navy (89), Raspberry (39)

### NEW YOUTH X-TEAM POM-POM BEANIE

288368 • One size

- Pom-Pom beanie to keep warm in style.
- Contents: 100% acrylic.
- Knitted hat with embroidered X patch at front.

## KIDS/TEENS



Black (90)

### NEW YOUTH RACE X-TEAM EDITION JERSEY

288282 • 3-4, 5-6, 7-8, 10-12, 14-16

- Semi-fitted V-neck junior jersey.
- X-Team graphic.
- 100% polyester.
- Quick-dry fabric.
- Antibacterial, moisture-wicking fabric.
- Sublimated print.
- Ribbing at collar and cuffs.
- Underarm gusset for ease of movement.
- Jersey longer at the back to easily enter it in riding pants.

# PLAY AND LICENSING

Never too old to have fun




Ski-Doo Backpack Foam Sled  
B108120010



Ski-Doo Freeride 3-Ski Snow Sled  
B108150080

1:32 Diecast Ski-Doo Bundle  
B107820018



1:6 MXZ Blizzard RC  
B107590000



Discover the complete collection

# PLAY & LICENSING PRODUCTS

## WINTER FUN



Yellow [10]

### 1:6 MXZ BLIZZARD RC B10759 • One size

- Product Dimensions: 504 x 204.3 x 201.6 mm.
- 2.4 GHz Full Function Radio Control.
- Includes Rechargeable Battery and AAA batteries for controller, RTR.
- Working Headlights.
- Working Suspensions.
- Working Rubber Track.
- Interchangeable pair of skis with/without wheels for various environments (e.g., snow, grass, driveway, etc.).
- Rider included.
- Range 35 meters.



Yellow [10]

### NEW SKI-DOO RENEGADE 3-SKI SNOW SLED B10823 • One size

Your favorite product, refreshed with a Renegade inspired graphic design and upgraded seat!

- Dimensions: 52" L x 20" W x 14" H.
- Ski-Doo 3-Ski Snow Sled for single rider.
- Sturdy design features a strong tubular aluminum frame, high-density polyethylene hood and transparent windshield.
- Handlebars and 3 grooved skis enhance steering and maneuverability.
- Brake system and non-slipping seat offer a controlled ride.
- Suspension spring system ensures a steady and comfortable slide.
- Ski-Doo UV resistant decals.
- Tow leash to help transport uphill.
- Easy assembly.
- For ages 6 and up.
- Weight: 5 lb.
- Maximum weight capacity: 88 lb (40 kg).



Blue [80], Yellow [10]

### NEW SKI-DOO BACKPACK FOAM SLED B10812 • One size

- Product dimensions: 66" L x 20.5" W (91.4 cm x 52 cm).
- Single-Rider Ski-Doo Foam Sled.
- Lightweight and easy to carry uphill.
- Versatile adjustable straps that double as handles or backpack straps for easy transport.
- Slick bottom that delivers speed and smooth control on snow.
- Recommended for ages 6 and up.



Blue [80]

### NEW SKI-DOO FREERIDE 3-SKI SNOW SLED B10815 • One size

Your favorite product, refreshed with a Freeride inspired graphic design and upgraded seat!



Mixed Color [18]

### 1:32 DIECAST SKI-DOO 24 PCS BUNDLE B10782 • One size

- Bundle includes:
- 12 x 1:32 Summit Expert (Green).
- 12 x 1:32 MXZ X-RS (Red).



Yellow [10]

### 1:32 DIECAST SKI-DOO YELLOW 24 PCS BUNDLE B10783 • One size

- Bundle includes:
- 24 x combo of 1:32 MXZ Blizzard (Yellow) and MXZ 120cc Kids' (Yellow).



Mixed Color [18]

### NEW 1:32 DIECAST RENEGADE 24 PCS BUNDLE B10779 • One size

- Bundle includes:
- 6 x 1:32 Renegade X XC (Sand).
- 6 x 1:32 Renegade X XC (Red).
- 6 x 1:32 Renegade X MR 1000R (Sand).
- 6 x 1:32 Renegade X MR 1000R (Gold).

# REPLACEMENT PARTS

## SIZING CODE

Size	Code	Size	Code
One Size	00	XL	12
XS	02	2XL	14
S	04	3XL	16
M	06	4XL	18
L	09		

## RAYVIK



Clear (00), Pink (36), Yellow (10)

### NEW RAYVIK GOGGLES WINTER LENS 940019 • One size

- Compatible with Rayvik goggles.



Red (30), Yellow (10)

### NEW RAYVIK GOGGLES MIRRORED WINTER LENS 940020 • One size

- Optional lens for the Rayvik goggles.
- Cat2 Rose base color, full mirror coating, ideal for sunny and partly cloudy days.



Black (90), Sand (03)

### NEW RAYVIK X5 REPLACEMENT PEAK 929168 • One size

- Replacement peak compatible with Rayvik X5 helmets.
- Includes peak breakaway post.



Black (90)

### NEW RAYVIK X5 REPLACEMENT HELMET LINER 929166 • XS, S, M, L, XL, 2XL, 3XL, 4XL

- Replacement liner compatible with Rayvik X5 helmets.
- Sizes are not interchangeable.



Black (90)

### NEW RAYVIK X5 CHEEK PAD 929167 • XS, S, L, 3XL, 4XL

- Interchangeable cheek pads for Rayvik X5 helmet.
- XS (50 mm).
- S (45 mm).
- L (40 mm) original size of M, L and XL helmet size.
- 3XL (35 mm).
- 4XL (30 mm).



Black (90)

### NEW RAYVIK GOGGLES REPLACEMENT NOSE GUARD 940021 • One size

- Fits Rayvik goggles.

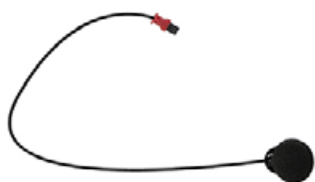


Black (90)

### NEW RAYVIK X5 REPLACEMENT PEAK BREAKAWAY POST 929169 • One size

- Replacement part compatible with Rayvik X5 helmets.

## COMMUNICATION

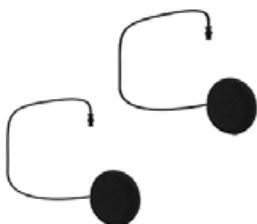


Black (90)

### VIBE MICROPHONE

929132 • One size

- Fits Vibe Communication System by BRP.



Black (90)

### VIBE SPEAKERS

929133 • One size

- Fits Vibe Communication System by BRP.



Black (90)

### NEW VIBE VELCRO & ADHESIVE KIT

929152 • One size

- Replacement Velcro & adhesive for Vibe application.
- Speaker Velcro \*2.
- Wired mic Velcro \*1.
- Boom mic Velcro \*1.
- Boom mic stabilizer Velcro \*1.
- Boom mic wind sponge \*1.
- Vibe universal fixation Velcro \*1 (4 pcs).
- Vibe universal dual sided adhesive \*1 (2 pcs).
- Vibe universal single sided adhesive \*1 (3 pcs).

## OXYGEN



Black (90)

### OXYGEN FLOW VISOR FRONT VENT

929099 • One size

- Replacement part.



Black (90)

### OXYGEN FLOW WINTER CHIN CURTAIN

929134 • L, 2XL

- Replacement part.
- Size L: Fits XS/S/M/L.
- Size 2XL: Fits XL/2XL/3XL.



Black (90)

### OXYGEN EXTERNAL CHIN COVER

929010 • L, 2XL

- 99% plastic, 1% metal.
- Replacement part.
- Size L: Fits XS/S/M/L.
- Size 2XL: Fits XL/2XL/3XL.



Black (90)

### OXYGEN HEAD LINER

929011 • S, M, L, XL, 2XL, 3XL

- 20% plastic, 40% fabric, 40% foam.
- Replacement part.



Clear (00)

### OXYGEN ELECTRIC VISOR

929002 • One size

- Replacement part.



Bronze (92), Smoke (57), Amber (95)

### OXYGEN ANTI-FOG SUN VISOR

929003 • One size

- Replacement part.



Black (90)

**OXYGEN MAIN VISOR MECHANISM**

929005 • One size

- Replacement part.
- Oxygen – complete hardware kit for securing electric visor to helmet.



Black (90)

**OXYGEN CHIN CURTAIN**

929009 • L, 2XL

- Replacement part.
- Size L: Fits S/M/L.
- Size 2XL: Fits XL/2XL/3XL.



Black (90)

**OXYGEN BREATH DEFLECTOR**

929018 • One size

- Replacement part.



Black (90)

**OXYGEN SUN VISOR LEVER**

929022 • L, 2XL

- Replacement part.
- Size L: Fits S/M/L.
- Size 2XL: Fits XL/2XL/3XL.



Black (90)

**OXYGEN HEAD LINER (MY21+)**

929024 • XS, S

- Replacement part for the Oxygen family.



Black (90)

**OXYGEN NOISE CONTROL SYSTEM EARMUFFS**

929007 • One size

- Replacement part.



Clear (00)

**OXYGEN SEALS, VENTS & SCREWS KIT**

929012 • One size

- Replacement part.



Black (90)

**OXYGEN REAR SIGNATURE LIGHT**

929016 • One size

- Replacement part.



Black (90)

**OXYGEN CHEEK PADS SET**

929025 • XS, S

- Replacement part.



Black (90)

**OXYGEN CHEEK PADS EPS**

929020 • L, 2XL

- Replacement part for the Oxygen family.
- Size L: Fits XS/S/M/L.
- Size 2XL: Fits XL/2XL/3XL.



Black (90)

**OXYGEN CHEEK PADS SET**

929008 • S, M, L, XL, 2XL, 3XL

- Replace your cheek pads or customize your fit.



Black (90)

**OXYGEN DEALER CUSTOMIZATION KIT**

929030 • One size

- For the dealer, help your customer customize the Oxygen helmet fit.
- Kit includes:
  - Cheek pads:
    - 2 x XS (44 mm)
    - 2 x L (38 mm)
    - 2 x 3XL (32 mm)
  - 4 sets of NCS removal pads.



Charcoal Grey (07)

**OXYGEN SE DEALER CUSTOMIZATION KIT**

929033 • One size

- For the dealer, help your customer customize the Oxygen helmet fit.
- Kit includes:
  - Cheek pads:
    - 2 x XS (44 mm)
    - 2 x L (38 mm)
    - 2 x 3XL (32 mm)
  - 4 sets of NCS removal pads.



Clear (00)

**OXYGEN FLOW RADIANT SHIELD**

929098 • One size

- Replacement part.

**OXYGEN**



Black (90)

**OXYGEN CHEEK PADS EPS**  
929026 • S

- Replacement part.
- Size S: Fits XS/S.



Black (90)

**OXYGEN SE CHIN CURTAIN**  
929029 • L, 2XL

- Replacement part.
- Size L: Fits XS/S/M/L.
- Size 2XL: Fits XL/2XL/3XL.



Charcoal Grey (07)

**OXYGEN SE & CARBON CHEEK PADS SET**  
929031 • XS, S, M, L, XL, 2XL, 3XL

- Replacement part.



Charcoal Grey (07)

**OXYGEN SE & CARBON HEAD LINER**  
929032 • XS, S, M, L, XL, 2XL, 3XL

- Replacement part.



Black (90)

**OXYGEN INTERNAL CHIN COVER**  
929034 • One size

- Replacement part.



Black (90)

**NEW OXYGEN RCA REMOTE CONTROL**  
929196 • One size

- Oxygen temperature remote control.
- Compatible to work with 929076 eLinQ Helmet Power Cable Kit.

**OXYGEN & ADVEX**



Black (90)

**OXYGEN/ADVEX NCS REMOVAL PADS**  
929023 • One size

- Oxygen helmet noise cancelling system (NCS) removal pads.



Black (90)

**NEW eLinQ HELMET POWER CABLE**  
929207 • One size

- Single power cable compatible with Oxygen and Advex helmet magnetic connections.



Black (90)

**NOISE CONTROL SYSTEM EARMUFFS 2.0**  
929103 • One size

- Fit Advex winter helmet family and also compatible with Oxygen as an option.



Black (90)

**NEW RCA POWER CORD**  
929206 • One size

- RCA power cord, connects from vehicle's RCA plug to helmet cable.

## ADVEX



Amber [95], Smoke [57], Bronze [92]

**ADVEX ANTI-FOG SUN VISOR**  
929084 • One size

- Fits Advex helmet family.



Black [90]

**ADVEX WINTER HEADLINER**  
929113 • XS, S, M, L, XL, 2XL, 3XL

- Fits Advex winter helmet family.



Black [90]

**ADVEX REAR SIGNATURE LIGHT**  
929116 • One size

- Fits Advex winter helmet family.



Black [90]

**ADVEX PEAK SIDE COVERS**  
929119 • One size

- Fits Advex helmet family.



Black [90]

**ADVEX FACE SHIELD MECHANISM**  
929102 • One size

- Fits Advex helmet family.



Black [90]

**ADVEX WINTER CHIN CURTAIN**  
929114 • One size

- Fits Advex winter helmet family.



Smoke [57]

**ADVEX BREATH GUARD ASSEMBLY**  
929117 • One size

- Fits Advex winter helmet family.



Black [90]

**ADVEX ACCESSORY COVERS**  
929120 • One size

- Fits Advex helmet family.



Black [90]

**ADVEX WINTER CHEEK PADS**  
929112 • XS, S, M, L, XL, 2XL, 3XL

- Fits Advex winter helmet family.



Black [90]

**ADVEX WINTER NECK CURTAIN**  
929115 • S, L

- Fits Advex winter helmet family.
- Size S: Fits XS/S/M/L.
- Size L: Fits XL/2XL/3XL.



Black [90]

**ADVEX PEAK**  
929118 • One size

- Fits Advex helmet family.



Matte Black [93]

**ADVEX THERMAL SHIELD & CHIN GUARD ASSEMBLY**  
929127 • One size

- Fits Advex helmet family.

**ADVEX**



Matte Black [93]

**ADVEX RADIANT SHIELD & CHIN GUARD ASSEMBLY**

929128 • One size

- Fits Advex helmet family.



Matte Black [93]

**ADVEX REAR TRIM**  
929162 • S, L

- Fits Advex helmet family.

**PYRA**



Black [90]

**NEW PYRA BREATH BOX**

929195 • S [Fits XS/S/M/L],  
L [Fits XL/2XL/3XL]

- Fits on Pyra helmet.



Black [90]

**NEW PEAK FOR PYRA HELMET #929197**

929214 • S [Fits XS/S/M/L],  
L [Fits XL/2XL/3XL]

- Fits Pyra style 929197 helmet family.



Charcoal Grey [07], Grey [09], Indigo Blue, [82], Red [30],  
Yellow [10]

**PEAK FOR PYRA HELMET #929041**

929059 • S [Fits XS/S/M/L],  
L [Fits XL/2XL/3XL]

- Fits Pyra style 929041 helmet family.



Brick Red [33], Charcoal Grey [07], Yellow [10]

**PYRA RPM PEAK FOR #929089**

929122 • S, L

- Fits Pyra style 929089 helmet family.
- Size S: Fits XS/S/M/L.
- Size L: Fits XL/2XL/3XL.



Black [90], Charcoal Grey [07]

**PYRA HEADLINER**

929060 • XS, S, M, L, XL, 2XL, 3XL

- 50% fabric, 40% foam, 10% plastic.
- Fits Pyra helmet family.



Black [90], Charcoal Grey [07]

**PYRA CHEEK PADS**

929061 • XS, S, M, L, XL, 2XL, 3XL

- 50% fabric, 40% foam, 10% plastic.
- Fits Pyra helmet family.



Black [90]

**PYRA WIND DEFLECTOR**

929062 • S [Fits XS/S/M/L],  
L [Fits XL/2XL/3XL]

- 100% polyurethane.
- Fits Pyra helmet family.



Black [90]

**PYRA PEAK PIVOTS**

929073 • One size

- 100% plastic.
- Fits Pyra helmet family.
- Includes 2 pieces.



Black [90]

**PYRA FIXED PEAK PIVOTS**

929096 • One size

- 100% plastic.
- Fits Pyra helmet family.
- Includes 2 pieces.

## EXOME



Black [90]

**NEW EXOME REPLACEMENT JAW**  
929213 • One size

- Replacement jaw for winter and off-road modular Exome style 929035, 929074, 929036, 929037, 929088, 929040.



Black [90], Matte Black [93]

**EXOME PEAK**  
929057 • One size

- 100% plastic.
- Fits Exome helmet family.



Charcoal Grey [07]

**EXOME WINTER CHEEK PADS**  
929043 • XS, S, M, L, XL, 2XL, 3XL

- Fits winter Exome helmet family.



Clear [00]

**EXOME DUAL LENS SHIELD (DOT ONLY)**  
929050 • One size

- Fits Exome helmet family.
- For DOT Exome helmet version only.



Charcoal Grey [07]

**EXOME WINTER HEADLINER**  
929042 • XS, S, M, L, XL, 2XL, 3XL

- Fits winter Exome helmet family.



Black [90]

**EXOME SHIELD MECHANISM**  
929067 • One size

- 95% plastic, 5% screws.
- Fits Exome helmet family.



Amber [95], Bronze [92], Smoke [57]

**EXOME WINTER SUN SHIELD (DOT ONLY)**  
929045 • One size

- Fits Exome helmet family.
- Exome anti-fog coated sun shield.



Clear [00]

**EXOME DUAL LENS RADIANT SHIELD (DOT ONLY)**  
929051 • One size

- Fits Exome helmet family.
- For DOT Exome helmet version only.



Black [90]

**EXOME PEAK FASTENERS KIT**  
929047 • One size

- 100% plastic.
- Fits Exome helmet family.



Black [90]

**EXOME SHIELD SEALING GASKET**  
929070 • One size

- 100% plastic.
- Fits Exome helmet family.



Black [90]

**EXOME WINTER VENTS KIT**  
929048 • One size

- Fits Exome helmet family.



Charcoal Grey [07]

**EXOME BREATH EVAC MASK ASSY**  
929052 • One size

- Fits Exome Winter helmets only that came with the mask.

**EXOME**



Black (90)

**EXOME MASK PIVOT PIN**  
929053 • One size

- Fits Exome winter helmet family.



Black (90)

**EXOME POWER CABLES KIT**  
929056 • One size

- Fits Exome helmet family.



White (01)

**EXOME ABSORBENT PADS (10 PADS)**  
929054 • One size

- Fits Exome helmet family.
- Pack of 10.



Black (90)

**EXOME MAGNETIC CHIN LOCK COVERS**  
929058 • One size

- Fits Exome helmet family.



Black (90)

**EXOME WINTER CHIN CURTAIN**  
929055 • One size

- Fits Exome helmet family.



Brick Red (33), Charcoal Grey (07), Yellow (10)

**EXOME RPM PEAK FOR #929088**  
929123 • One size

- Fits Exome style 929088 helmet family.

**HELMET ACCESSORIES**



White (01)

**MICROFIBER SOFT CLOTH FOR VISOR**  
448488 • One size

- Soft microfiber cloth for cleaning lenses and visors.



Black (90)

**HELMET SERVICE PAD**  
448695 • One size

- Part made to support a helmet while servicing it.

## GOGGLES



Pink [36]

**NEW TRENCH GOGGLES RPM DUAL UV LENS**  
448702 • One size

- Replacement lens for Trench Goggles.



Black [90]

**EDGE GOGGLES RPM NOSE GUARD (MY22)**  
448703 • One size

- Fits Edge goggles MY22 and more.



Pink [36]

**TRENCH OTG GOGGLES DUAL UV LENS**  
448781 • One size

- Fits Trench OTG goggle family.
- Ski-Doo laser etching on lens.



Gold [11], Lava Red [17], Hi-Vis Yellow [26], Chrome [99], Yellow [10]

**EDGE GOGGLES CHROMED RPM UV LENS**  
448672 • One size

- Replacement lens for Edge Goggles.
- Chrome finish.
- Dual pane anti-fog lens also treated to repel water.
- Storage pouch that doubles as a cleaning cloth.



Pink [36]

**FLINT RADIANT ELECTRIC DUAL UV LENS**  
448766 • One size

- Radiant electric lens for Flint goggles.



Matte Black [93]

**TRENCH OTG GOGGLES NOSE GUARD**  
448794 • One size

- Fits Trench OTG goggle family.



Pink [36]

**EDGE GOGGLES RPM UV LENS (MY22)**  
448688 • One size

- Replacement lens for Edge Goggles.
- Tinted finish.
- Dual pane anti-fog lens also treated to repel water.
- Storage pouch that doubles as a cleaning cloth.



Black [90]

**FLINT RADIANT RCA POWER CABLES KIT**  
448768 • One size

- Replacement cable kit for Flint Radiant goggles.

**MOD**



Black (90)

**MOD 1/2/3 MASK SNAPS**  
445603 • One size

- Replacement part.



White (01)

**MOD 1/2/3 ABSORBENT PADS (10 PADS)**  
448615 • One size

- To be used inside the Modular mask to help prevent fogging.
- Sold separately in pack of 10 absorbent pads.



Black (90)

**MOD 1/2/3, BV2S & EX-2 ELECTRIC SHIELD POWER CABLES KIT**  
447872 • One size

- Replacement wire kit for electric shields.
- Kit includes fused battery wire, short wire and long spiral wire.



Clear (00)

**MOD 2/3/V180 HELMET ELECTRIC VISOR**  
448503 • One size

- Replacement part.
- Sun visor not included.

**BV2S**



Clear (00)

**BV2S HELMET REPLACEMENT VISOR**  
447953 • One size

- Replacement standard dual lens visor.



Silver (08)

**BV2S VISOR SCREW KIT**  
448357 • One size

- BV2S replacement part.



Clear (00)

**BV2S HELMET ELECTRIC VISOR**  
448240 • One size

- Replacement electric dual lens visor.



White (01)

**BV2S ABSORBENT PADS (10 PADS)**  
448613 • One size

- To be used inside the BV2S mask to help prevent fogging.
- Sold separately in pack of 10 absorbent pads.



Black (90)

**BV2S JAW KIT**  
448356 • One size

- BV2S replacement part.

**Always use the digital version of the Product Spec Book for the most up-to-date information.**

# **BRP REIMAGINES THE WAY YOU ACCESS YOUR WORLD**

Ski-Doo is one of many success stories from BRP, the global company behind some of the most daringly innovative products and experiences that move you.

**BECAUSE IT'S NOT ABOUT  
THE DESTINATION, IT'S ABOUT  
THE JOURNEY—YOURS.**



*ski-doo* LYNX SEA-DOO can-am ROTAX



SKI-DOO.COM

